

FORD F-SERIES PICKUP



F - S E R I E S

FORD F-SERIES PICKUPS FOR 1988



Best-built American trucks seven years running. For the past seven consecutive years, Ford quality has led all other American automotive companies. That's based on an average of owner-reported problems in a series of surveys of '81-'87 models designed and built in North America.

Over the past several years, that priority has led us to new state-of-the-art product developments, tooling and manufacturing procedures. Most importantly, we've formed a stronger partnership with our people — production workers and management — everyone pulling together with the goal of producing the right cars and trucks for your needs today.

It's not surprising then that the Ford F-Series is America's best-selling truck — based on cumulative calendar year retail deliveries for the last 11 years. That's an impressive claim. But then the Ford F-Series is an impressive truck — so impressive that we've backed it with a 6-year/60,000-mile powertrain warranty.



Contents

F-Series Interior	4-5
XLT Lariat	6-7
XL	8
Custom	9
SuperCab	10-11
Crew Cab	12
Chassis Cab	13
Preferred Equipment Packages	14-15
Ford Engineering	16
Trailer Towing and Payloads	17
Specifications, Dimensions	18-19
Options and Colors	20-21
Safety and Owner Benefits	22-23

Notable standard and optional features include:

- Five series: F-150/250/250HD/350 and the new F-Super Duty 2WD Chassis Cab
- Three cab styles: Regular/SuperCab/Crew Cab
- Three trim levels: Custom/XL/XLT Lariat
- Multiple-port, electronic fuel-injected (EFI) gasoline engines — six or eight cylinder
- 7.3 liter diesel engine option — largest and most powerful in-class
- Standard 5-speed manual overdrive transmissions
- Two-wheel and four-wheel drive
- Rear-wheel anti-lock braking
- Trailer towing capacities up to 10,000 pounds (conventional) and 12,500 pounds (with fifth-wheel)
- Snow-plow capability (see your Ford Dealer for recommended models and equipment)

Name your application — business or pleasure, snow plowing or boat hauling — the Ford F-Series is equipped to handle the job. Climb into the cab of a 1988 F-Series. Experience what trucking Ford-style is all about. Discover for yourself what America's been discovering for the last decade — that when it comes to filling your trucking needs, the leading name in town is Ford.

F-150 XL 4WD in Raven Black.

Some equipment shown on these pages may be optional. See options list on pages 20-21.

THE INSIDE STORY





Above: XLT Lariat instrument panel.

Get the inside story on America's best-selling truck. Examine the F-Series interior. The layout of instruments, controls and gauges. Experience the comfort and convenience that's built into every cab style and trim level. The F-Series interior is "driver friendly." It's designed with you in mind.

Popular options

The F-Series offers a full line of popular options: AM/FM stereo search radio with cassette tape player, air conditioning, speed control/tilt steering wheel, power door locks and windows and more. For a complete schedule, see the options list on pages 20-21.

Not a bad seat in the house

For comfort. For space. For utility. In the Ford F-Series there's not a bad seat in the house.

The standard bench seat provides ample room for three adult passengers. The XLT Lariat Regular Cab is equipped with a fold-down center armrest and built-in cup depressions. The SuperCab and

the 4-door Crew Cab offer generous room and comfort for up to six (5 passengers and a driver).

For premium luxury on SuperCab models, choose the Captain's Chairs, trimmed in cloth with reclining seat backs and folding armrests, plus seat-back zippered storage pouch, two external pockets and a center console with large locking compartment and twin cup depressions.

You can see the difference

Get behind the wheel of an F-Series Pickup. Notice how easily you can view the entire speedometer through the steering wheel. A minor point, perhaps, but an important one. It's a measure of the detailed thought that has gone into the design of the instrument panel.

Notice how easily you can locate and reach all the controls. Check out the volt-meter and full complement of other gauges: fuel, oil pressure and engine coolant temperature plus back-up alert light system. All standard and all indicative of the kinds of features associated with Ford quality.



Power door locks and windows.



Speed control/tilt steering wheel.

FORD XLT LARIAT

The XLT Lariat offers first class comfort and styling. Its contemporary exterior is accentuated with a smooth, chrome front bumper and black rub strip; aero-halogen headlamps with impact-resistant lenses; chrome grille; bright tailgate applique; bright low-mount swingaway mirrors; lower bodyside molding; bright wheel lip moldings and sport wheel covers.

Inside, the XLT Lariat is the richest of all the F-Series models. The bench seat is all-cloth; Regular Cab models include high outboard seat backs and a folding center armrest with integral beverage container depressions. Full color-keyed carpeting is standard. Door trim panels include a padded cloth insert and convenient storage bin. Safety belts are deluxe color-keyed with a comfort regulator feature (except Crew Cab). The headliner and sun visors are color-keyed cloth. The left visor includes a retention band. There's a covered visor mirror on the right. Wipers have interval function. And, for that rich feeling, the steering wheel is wrapped in soft leather.

*Right: F-150 XLT Lariat 2WD
in Bright Regatta Blue
Metallic/Colonial White.*



Below: XLT Lariat interior in Regatta Blue.




*Some equipment shown
on these pages may be
optional. See options list
on pages 20-21.*

FORD XL

The XL represents a popular blend of style and practicality. Aero-halogen headlamps are standard. Along with chrome front bumper and black rub strip; bright low-mount swingaway mirrors; bright rear-window insert; bright wheelip moldings and accent paint stripes on the bodyside (styleside).

The easy-care interior includes: cloth and vinyl seats; carpeted cab back panel; color-keyed door trim and carpeted lower map pocket; color-keyed floor mat; color-keyed cloth headliner; color-keyed safety belts; black vinyl steering wheel. For a touch of functional luxury, interval wipers are standard.



XL interior shown in Scarlet Red.

F-150 XL 4WD in Dark Grey Metallic/ Medium Silver Metallic.



FORD CUSTOM

No matter how you plan to use your truck — construction, lawn care, or personal around-the-home and recreational use — consider the F-Series Custom.

Its impressive list of standard features gives new meaning to the word Value: aero-halogen headlamps with impact-resistant lenses; chrome front bumper; black fold-away RH/LH mirrors; color-keyed door trim; color-keyed floor mat; heater with four adjustable registers and side window demisters; voltmeter, oil pressure and temperature gauges; easy-clean vinyl bench seat; plus electronic AM radio with digital clock (may be deleted for credit).



Custom Interior shown in Regatta Blue includes many easy-care features.

F-250 Custom in Colonial White.

Some equipment shown on these pages may be optional. See options list on pages 20-21.



FORD SUPERCAB

The big Ford SuperCab is spacious enough for a family of six with its standard rear bench seat. And, when the kids aren't in the back, fold down the seat and you have a flat loading area for sporting or camping gear, golf clubs, tools — you name it.

SuperCab is richly appointed with notable standard features like tinted glass, fully-trimmed interior, color-

keyed cloth headliner and auxiliary fuel tank. Options include center facing jump seats for the rear that fold up out of the way leaving space for over 31 cubic feet of cargo.

SuperCab is offered in the F-150 Series, 2WD and 4WD (SWB and LWB); the F-250 HD Series, 2WD and 4WD; and — new for 1988* — in the F-350 2WD (DRW), ideal for trailer towing applications.

*See your Ford Dealer for availability.



XLT Lariat SuperCab interior shown with optional Captain's Chairs. Captain's Chairs are the ultimate in SuperCab comfort. They are trimmed in cloth, have reclining seat backs and folding armrests.



Standard rear folding bench seat gives room for three.



Folded down, you have room for over 31 cu. ft. of cargo.





F-250 XLT Lariat SuperCab in Medium Silver Metallic/Deep Shadow Blue Metallic.

Some equipment shown on these pages may be optional. See options list on pages 20-21.

FORD CREW CAB

Available in both 2WD (SRW and DRW) and 4WD (SRW) configurations, the F-Series Crew Cab is built for full-size versatility. Use it for business or pleasure. Either way or both ways, Crew Cab delivers with a host of built-tough features designed to answer your job-tough or recreation-fun requirements. Features such as: ample seating for six adults; four doors for easy entry and exit; 8 ft. pickup box; standard V-8 power; optional diesel power; choice of single or dual rear wheels; dual fuel tanks; and more.

Two full-width, full-foam bench seats provide full riding comfort for your crew. Bright low mount swingaway mirrors, cargo lamp, tinted glass and full cloth headliner and fully trimmed interior are among the many standard features. Notable options include power door locks/ front windows and XLT Lariat trim.



Above: Full-width, full-foam rear bench seat provides ample room for 3-across seating. (XLT Lariat shown.)

Left: XLT Lariat Crew Cab front bench seat shown in Chestnut.

Below: F-350 XLT Lariat Crew Cab in Desert Tan Metallic/Light Chestnut.



FORD CHASSIS CAB

Ford F-Series Chassis Cabs are designed to accommodate custom bodies. Built Ford-tough from the ground up, they are engineered to handle demanding light truck applications.

New for 1988 — the F-Super Duty Chassis Cab (2WD) is rated at a big 14,500 lb. GVWR and is available in 137- and 161-inch wheelbases. The Super Duty is powered by the standard 7.5L EFI V-8 with the 7.3L V-8 diesel optional. Gross combined weight ratings for towing applications go up to an impressive 26,000 pounds with the gasoline engine and 17,000 pounds with the diesel.

Other Chassis Cabs are offered in 2WD and 4WD models with GVWRs up to 11,000 pounds with the capacity to handle 12-foot bodies.

For complete details, ask your Ford Dealer for a 1988 Chassis Cab Catalog.



Above: Chassis Cab front bench seat.

Left: F-350 Chassis Cab in Deep Shadow Blue Metallic.

Below: F-Super Duty Chassis Cab in Scarlet.



Some equipment shown on these pages may be optional. See options list on pages 20-21.

PREFERRED EQUIPMENT PACKAGES

Preferred Equipment Packages are groups of popular features. By combining them into groups, we simplify the ordering procedure. Not only is ordering easy, but you can save money on the options included in the package you select. The price for the package is less than the price of the options if ordered separately.

All you have to do is: (1) Choose your series (F-150, F-250, etc.) and cab style (Regular, SuperCab or Crew Cab); (2) Choose your trim level (Custom, XL, or XLT Lariat); (3) Select the Preferred Equipment Package from the chart that includes the types of features you want. (F-150 Preferred Equipment Packages are shown for example. See your dealer for other series Packages.)

For instance, if you decide on an F-150

Regular Cab XLT Lariat, you can select from three Preferred Equipment Packages: 505A, 506A or 507A. Package 505A is the standard XLT Lariat trim, which by itself is a well-equipped, good-looking pickup. Package 506A is an intermediate step and 507A is the top package.

Be sure to ask your dealer about special discounts which are available with many Preferred Equipment Packages. They combine ease of ordering with real savings.

The F-150 XLT Lariat Styleside shown at right is equipped with Preferred Equipment Package 507A, with the kinds of features that have proved popular with many truck buyers.

Package content is subject to change. For the latest information, consult your Ford Dealer.

F-150 Regular Cab Styleside (2WD, 4WD)	Preferred Equipment Packages									
	Custom			XL		XLT Lariat				
	500A	501A	502A	503A	504A	505A	506A	507A		
Minimum cost payload package	*	*	*	*	*	*	*	*	*	*
Minimum axle	*	*	*	*	*	*	*	*	*	*
Minimum BSW tires, 2WD (P215/75R15SL); 4WD (P235/75R15XL)	*	*	*	*	*	*	*	*	*	*
Custom trim	*	*	*	*	*	*	*	*	*	*
Convenience Group(1)	*	*	*	*	*	*	*	*	*	*
Auxiliary fuel tank	*	*	*	*	*	*	*	*	*	*
Tinted glass	*	*	*	*	*	*	*	*	*	*
Bright low mount swingaway mirrors	*	*	*	*	*	*	*	*	*	*
Chrome grille	*	*	*	*	*	*	*	*	*	*
Headliner and insulation package	*	*	*	*	*	*	*	*	*	*
Light Group(2)	*	*	*	*	*	*	*	*	*	*
Electronic AM-FM stereo with clock	*	*	*	*	*	*	*	*	*	*
Speed control/tilt steering wheel	*	*	*	*	*	*	*	*	*	*
Sport wheel covers	*	*	*	*	*	*	*	*	*	*
XL trim	*	*	*	*	*	*	*	*	*	*
XLT Lariat trim	*	*	*	*	*	*	*	*	*	*
Air conditioning	*	*	*	*	*	*	*	*	*	*
Power door locks/windows	*	*	*	*	*	*	*	*	*	*
Sliding rear window	*	*	*	*	*	*	*	*	*	*

(1) Interval windshield wipers; RH visor mirror; Map pocket on door-trim panel. (2) Includes lights for glove box, engine compartment, cargo box; Dual beam dome/map light; Headlights "on" audible alert.

F-150 XLT Lariat in Cabernet Red/Colonial White shown with Preferred Equipment Package 507A.

Some equipment shown may be optional. See options list on pages 20-21.



FORD F-SERIES: ENGINEERED TO GO THE DISTANCE

Product engineering and innovation is the major story underlying the success of Ford trucks. Consider the 1988 F-Series:

A new F-Super Duty 2WD, Chassis Cab model (14,500 lb. GVWR). Rear anti-lock braking (except F-Super Duty). Across-the-board multiple port electronic fuel injected gasoline engines. Biggest and most powerful in-class diesel. Twin-I-Beam and Twin-Traction-Beam suspensions. Rugged ladder-type frames.

Rear anti-lock braking system

Innovation is an essential ingredient in product engineering. And in the F-Series you'll find critical performance and handling features — like Ford's rear anti-lock braking system (operable in 2WD mode only).

This electronically controlled system is designed to inhibit complete rear wheel lock-up under most operating conditions.

Anytime rear wheel lock-up is detected, the computer processes signals and directs the pressure control valve to modulate rear brake line hydraulic pressure. The result is more controlled rear braking performance. Each time the ignition is turned on, a warning light check and a complete computer self-check are made. The computer continuously monitors the system for electrical malfunction. Should the system

ever fail to operate, the warning light on the instrument panel will alert the driver that the computer has automatically shut down the system and converted the rear brakes to conventional operation.

Multiple-port electronic fuel injection (EFI)

Standard on all F-Series gasoline engines, multiple-port EFI offers distinct advantages over carbureted engines, such as: precise fuel metering for good fuel economy, enhanced overall response plus easy start up in extreme temperatures.

The high-cube 4.9 liter 6-cylinder — the base engine for most F-Series pickups — is the biggest six available in a full size pickup.

A choice of powerhouse EFI V-8 engines

The 5.0 liter V-8, the most powerful small V-8 in a full-size pickup, offers you the advantages of multiple-port EFI plus the added performance that's ideal for trailer towing and other applications requiring the superb balance and power of a V-8 engine.

The 5.8 liter V-8, with multiple-port EFI, replaces the 5.8 liter carbureted version for 1988. The new 5.8 liter is ideal for pulling trailers up to 9,600 pounds.

The 7.5 liter V-8, also featuring new multiple-port EFI for 1988, is the biggest engine available in a full-size pickup. It provides optimum performance for trailer towing,

hauling campers and tough commercial use.

Largest and most powerful diesel

New for 1988 — available in the F-250 HD/350 Series and F-Super Duty Chassis Cab, the 7.3 liter diesel V-8 delivers outstanding performance. It's the biggest and most powerful diesel engine offered in a full-size pickup.

Rugged suspensions for tough trucks

F-Series suspension systems employ gas-pressurized shock absorbers for smooth ride plus adjustable caster and camber (except with monobeam front axle) for accurate wheel alignment, which contributes to

reduced tire wear.

The Twin-I-Beam independent suspension on 2WD's provides each front wheel with its own solid forged I-beam axle and big coil spring (monobeam on F-Super Duty) to step over bumps independently for a smooth ride. And, for reduced maintenance, the Twin-I-Beam includes lubed-for-life ball joints.

Tough off-road driving is just another day's work for F-Series 4WD's. The Twin-Traction-Beam independent front suspension (monobeam front axle on F-350) is designed to deliver a smooth ride as well as positive off-road control.



Above: Twin-Traction Beam independent front suspension. (Some items are painted for display purposes.)

TRAILER TOWING

Whether it's a load of shingles or a boat for a weekend fishing trip, Ford pickups have the muscle you demand from today's light truck.

The standard 4.9 liter EFI gasoline engine pulls up to 6,600 pounds; the intermediate 5.0 liter EFI V-8 up to 8,200 pounds. And at the top of the scale, the 7.5 liter EFI V-8 handles trailers weighing up to an impressive 10,000 pounds (12,500 pounds with fifth wheel).

Ford offers complete Trailer Towing/Camper Packages for both 2WD and 4WD applications. See your Dealer for details.

Trailer towing/camper package

This package includes:

- Front and rear stabilizer bars*
- Heavy-duty front springs
- Heavy-duty front and rear shock absorbers (F-150/

250) under 8,500 lbs. GVWR

- Quad front and heavy-duty rear shock absorbers on F-150 Regular Cab 4WD model
- 84 amp/hr. maintenance-free battery with 850 cold cranking amps (with gasoline engines)
- Bright low mount swing-away mirrors on Custom trim Regular Cab single

- rear wheel model
- 7-wire trailer towing wiring harness
- Heavy-duty turn signal flasher
- Super engine cooling
- Auxiliary transmission oil cooler with automatic transmissions

*Heavy-duty springs replace the stabilizer bars on F-250 HD 4x4 pickups with the 7.3L diesel in combination with Super Engine Cooling or air conditioning.



F-250 2WD with aftermarket slide-in camper.



F-150 SuperCab with Trailer Towing/Camper Package.

Some equipment shown on these pages may be optional. See options list on pages 20-21.

F-SERIES PAYLOADS

2WD

Series	Pickup Box Length*	Payload Pkg. No.	Payload**	GVWR	Tires
Regular Cab Pickups					
F-150	6 1/2-ft. Styleside	1	1,580 lb.	5,250 lb.	P215/75R-15SL
F-150	8-ft. Styleside	1	1,735 lb.	5,450 lb.	P215/75R-15SL
F-150	8-ft. Styleside	2	2,485 lb.	6,250 lb.	P235/75R-15XL†
F-250	8-ft. Styleside	1	2,645 lb.	6,600 lb.	LT215/85R-16D
F-250	8-ft. Styleside	2	3,665 lb.	7,700 lb.	LT235/85R-16D†
F-250HD	8-ft. Styleside	1	4,410 lb.	8,600 lb.	LT235/85R-16E
F-350	Dual Rear Wheel	1	5,270 lb.	10,000 lb.	LT215/85R-16D(DR)
SuperCab Pickups					
F-150	6 1/2-ft. Styleside	1	1,855 lb.	6,050 lb.	P235/75R-15XL
F-150	8-ft. Styleside	1	1,970 lb.	6,250 lb.	P235/75R-15XL
F-250HD	8-ft. Styleside	1	4,120 lb.	8,800 lb.	LT235/85R-16E
F-350(1)	8-ft. Styleside	1	4,595 lb.	10,000 lb.	LT215/85R-16D(DR)
Crew Cab Pickups					
F-350	8-ft. Styleside	1	4,110 lb.	9,200 lb.	LT235/85R-16E
F-350	8-ft. Styleside	1	4,750 lb.	10,000 lb.	LT215/85R-16D(DR)

*Nominal. **Maximum allowable weight of people, cargo, body and equipment. †Required option. Note: Consult your Ford Dealer or Chassis-Cab catalog for Chassis-Cab information. (1) Late availability

4WD

Series	Pickup Box Length*	Payload Pkg. No.	Payload**	GVWR	Tires
Regular Cab Pickups					
F-150	6 1/2-ft. Styleside	1	2,135 lb.	5,100 lb.	P235/75R-15XL
F-150	8-ft. Styleside	1	2,240 lb.	6,250 lb.	P235/75R-15XL
F-250	8-ft. Styleside	1	2,500 lb.	6,800 lb.	LT215/85R-16D
F-250	8-ft. Styleside	1	4,000 lb.	8,600 lb.	LT235/85R-16E
F-350	8-ft. Styleside	1	4,275 lb.	9,000 lb.	LT235/85R-16E
SuperCab Pickups					
F-150	6 1/2-ft. Styleside	1	1,790 lb.	6,250 lb.	P235/75R-15XL
F-150	8-ft. Styleside	1	1,735 lb.	6,250 lb.	P235/75R-15XL
F-250	8-ft. Styleside	1	3,660 lb.	8,800 lb.	LT235/85R-16E
Crew Cab Pickups					
F-350	8-ft. Styleside	1	3,775 lb.	9,200 lb.	LT235/85R-16E

*Nominal. **Maximum allowable weight of people, cargo, body and equipment. Note: Consult your Ford Dealer or Chassis-Cab catalog for Chassis-Cab information.

FORD F-SERIES SPECIFICATIONS AND DIMENSIONS

2WD

Equipment	F-150		F-250	F-250 HD		F-350 SuperCab	F-350 Reg Cab	F-350 CrewCab	
	Reg Cab	SuperCab	Reg Cab	Reg Cab	SuperCab	DRW(6)	DRW	SRW	DRW
Max. GVWR (lb.)	6,250	6,250	7,700	8,600	8,800	10,000	10,000	9,200	10,000
Axle, front (max. rating lb.)	3,400	3,400	3,900	4,200	4,200	4,200	4,200	4,200	4,200
Axle, rear (max. rating lb.)	3,800	3,800	5,300	6,250	6,250	7,400	7,400	6,250	7,400
Brakes, power	Std.	Std.	Std.	Std.	Std.	Std.	Std.	Std.	Std.
Clutch (hydraulic actuation) Dia.	10"(3)	10"(3)	10"(3)	11" (12" w/7.5L)	11" (12" w/7.5L)	12"(4)	11" (12" w/7.5L)	11" (12" w/7.5L)	11" (12" w/7.5L)
Electrical: battery (amp-hr)	72 Std. 84 Opt.	72 Std. 84 Opt.	72 Std. 84 Opt.	72(2) Std. 84 Opt.	72(2) Std. 84 Opt.	84(2) Std. 75(2) Opt.	72(2) Std. 84 Opt.	72(2) Std. 84 Opt.	72(2) Std. 84 Opt.
Alternator (amp.)	60(7)	60(7)	60(7)	60(7)	60(7)	75(2)	75(2)	75(2)	75(2)
Engine (displ.)	Std. 4.9L EFI I-6 Opt. 5.0L EFI V-8 5.8L EFI V-8	4.9L EFI I-6 5.0L EFI V-8 5.8L EFI V-8	4.9L EFI I-6 5.0L EFI V-8 5.8L EFI V-8	4.9L EFI I-6(1) 5.8L EFI V-8 7.5L EFI V-8 Diesel	4.9L EFI I-6(1) 5.8L EFI V-8 7.5L EFI V-8 Diesel	7.5L EFI V-8 Diesel	5.8L EFI V-8 7.5L EFI V-8 7.3L V-8 Diesel	5.8L EFI V-8 7.5L EFI V-8 7.3L V-8 Diesel	5.8L EFI V-8 7.5L EFI V-8 7.3L V-8 Diesel
Fuel tank capacity (gal.)	18.2 SWB 19.0 LWB	34.7 SWB 37.2 LWB	19.0	19.0	37.2	37.2	37.2	37.2	37.2
Auxiliary tank	16.5 SWB 18.2 LWB	—	18.2	18.2	—	—	—	—	—
Shock absorbers	Std. Gas-pressurized, front and rear Opt. HD front and rear	Std. Gas-pressurized, front and rear Opt. HD front and rear	Std. Gas-pressurized, front and rear Opt. HD front and rear	Std. Gas-pressurized, front and rear Opt. HD front and rear	Std. Gas-pressurized, front and rear Opt. HD front and rear	Std. Gas-pressurized, front and rear Opt. HD front and rear	Std. Gas-pressurized, front and rear Opt. HD front and rear	Std. Gas-pressurized, front and rear Opt. HD front and rear	Std. Gas-pressurized, front and rear Opt. HD front and rear
Springs: Front	Coil 1-stage Constant Rate	Coil 2-stage Variable Rate	Coil 2-stage Variable Rate	Coil 2-stage Variable Rate	Coil 2-stage Variable Rate	Coil 2-stage Variable Rate(5)	Coil 2-stage Variable Rate(5)	Coil 2-stage Variable Rate(5)	Coil 2-stage Variable Rate(5)
Springs: Rear	Coil 1-stage Constant Rate	Coil 2-stage Variable Rate	Coil 2-stage Variable Rate	Coil 2-stage Variable Rate	Coil 2-stage Variable Rate	Coil 2-stage Variable Rate(5)	Coil 2-stage Variable Rate(5)	Coil 2-stage Variable Rate(5)	Coil 2-stage Variable Rate(5)
	Opt. Heavy-duty front and auxiliary rear springs for many models. See your Ford Dealer.								
Steering	Power	Power	Power	Power	Power	Power	Power	Power	Power
Transmission	Std. 5-Speed manual overdrive	5-Speed manual overdrive	5-Speed manual overdrive	5-Speed manual overdrive	5-Speed manual overdrive	5-Speed manual overdrive HD	5-Speed manual overdrive HD	5-Speed manual overdrive HD	5-Speed manual overdrive HD
	Opt. 5-Speed manual overdrive HD	3-Speed auto	5-Speed manual overdrive HD	3-Speed auto	3-Speed auto	3-Speed auto	3-Speed auto	3-Speed auto	3-Speed auto
	3-Speed auto	4-Speed auto overdrive	3-Speed auto	4-Speed auto overdrive	4-Speed auto overdrive	4-Speed auto overdrive	4-Speed auto overdrive	4-Speed auto overdrive	4-Speed auto overdrive
Wheels: type/rim size	Std. 5-hole, 6 JK(5)	5-hole, 6 JK(5)	6-hole, 6 K(4)	6-hole, 6 K(4)	6-hole, 6 K(4)	6-hole, 6 K(6)	6-hole, 6 K(6)	6-hole, 6 K(4)	6-hole, 6 K(6)
Tires: tubeless	Std. P215/75R15SL	P235/75R15XL	LT215/85R16D	LT235/85R16E	LT235/85R16E	LT215/85R16D	LT215/85R16D	LT235/85R16E	LT215/85R16D
	Opt. Tubeless tires are available to match payload package requirements. Consult your Ford Dealer for adequate tires.								

EFI = Electronic Fuel Injection HD = Heavy Duty DRW = Dual Rear Wheels SRW = Single Rear Wheels
 Note: Consult your Ford Dealer or Chassis Cab catalog for Chassis Cab information.

- (1) NA in California.
- (2) Dual 84 amp-hr batteries and 70 amp alternator standard with 7.3L V-8 diesel.
- (3) 11" clutch with 4.9L EFI I-6 and 5-Speed Manual Overdrive HD or 5.0L EFI V-8.
- (4) 11" clutch with 7.3L V-8 Diesel.
- (5) Also includes standard auxiliary rear springs.
- (6) Late availability.
- (7) 75 amp alternator standard with 5.0L, 5.8L and 7.5L engines.

4WD

Equipment	F-150		F-250	F-250 HD		F-350 Reg Cab	F-350 Crew Cab
	Reg Cab	SuperCab	Reg Cab	Reg Cab	SuperCab	SRW	SRW
Max. GVWR (lb.)	6,250	6,250	6,800	8,600	8,800	9,000	9,200
Axle, front (max. rating lb.)	Std. 3,550 Opt. 3,800(5)	3,550	3,850	3,850	4,600	5,000	5,000
Axle, rear (max. rating lb.)	3,800	3,800	5,300	6,250	6,250	6,250	6,250
Brakes, power	Std.	Std.	Std.	Std.	Std.	Std.	Std.
Clutch (hydraulic actuation) Dia.	10"(1)	10"(1)	11"	11" (12" w/7.5L)	11" (12" w/7.5L)	11" (12" w/7.5L)	11" (12" w/7.5L)
Electrical: battery (amp-hr)	72 Std. 84 Opt.	72 Std. 84 Opt.	72 Std. 84 Opt.	72(2) Std. 84 Opt.	72(2) Std. 84 Opt.	72(2) Std. 84 Opt.	72(2) Std. 84 Opt.
Alternator (amp.)	60(7)	60(7)	60(7)	75(2)	75(2)	75(2)	75(2)
Engine (displ.)	Std. 4.9L EFI I-6 Opt. 5.0L EFI V-8 5.8L EFI V-8	4.9L EFI I-6 5.0L EFI V-8 5.8L EFI V-8	4.9L EFI I-6 5.0L EFI V-8 5.8L EFI V-8	5.8L EFI V-8 7.5L EFI V-8 7.3L V-8 Diesel	5.8L EFI V-8 7.5L EFI V-8 7.3L V-8 Diesel	5.8L EFI V-8 7.5L EFI V-8 7.3L V-8 Diesel	5.8L EFI V-8 7.5L EFI V-8 7.3L V-8 Diesel
Fuel tank capacity (gal.)	18.2 SWB 19.0 LWB	34.7 SWB 37.2 LWB	19.0	19.0	37.2	37.2	37.2
Aux. tank capacity (gal.)	16.5(6) SWB 18.2 LWB	—	18.2	18.2	—	18.2	—
Hubs: free-running, manual locking	Std.	Std.	Std.	Std.	Std.	Std.	Std.
Auto-locking	Opt.	Opt.	—	—	—	—	—
Shock absorbers	Std. Gas-pressurized, front and rear Opt. HD front and rear	Std. Gas-pressurized, front and rear Opt. HD front and rear	Std. Gas-pressurized, front and rear Opt. HD front and rear	Std. Gas-pressurized, front and rear Opt. HD front and rear	Std. Gas-pressurized, front and rear Opt. HD front and rear	Std. Gas-pressurized, front and rear Opt. HD front and rear	Std. Gas-pressurized, front and rear Opt. HD front and rear
Springs: Front	Coil	Coil	Tapered leaf, Constant rate	Tapered leaf, Constant rate	Tapered leaf, Constant rate	Tapered leaf, Constant rate	Tapered leaf, Constant rate
Rear	2-stage leaf, variable rate	2-stage leaf, variable rate	2-stage leaf, variable rate	2-stage leaf, variable rate	2-stage leaf, variable rate	2-stage leaf, variable rate(4)	2-stage leaf, variable rate(4)
	Opt. Heavy-duty front and auxiliary rear springs for many models. See your Ford Dealer.						
Steering	Power	Power	Power	Power	Power	Power	Power
Transmission	Std. 5-speed manual overdrive	5-speed manual overdrive	5-speed manual overdrive HD	5-speed manual overdrive HD	5-speed manual overdrive HD	5-speed manual overdrive HD	5-speed manual overdrive HD
	Opt. 5-speed manual overdrive HD	3-speed auto	3-speed auto	3-speed auto	3-speed auto	3-speed auto	3-speed auto
	3-speed auto	4-speed auto overdrive	4-speed auto overdrive	4-speed auto overdrive	4-speed auto overdrive	4-speed auto overdrive	4-speed auto overdrive
Wheels: type/rim size	Std. 5-hole, 6 JK(5)	5-hole, 6 JK(5)	6-hole, 6 K(4)	6-hole, 6 K(4)	6-hole, 6 K(4)	6-hole, 6 K(4)	6-hole, 6 K(4)
Tires: tubeless	Std. P235/75R15XL	P235/75R15XL	LT215/85R16D	LT235/85R16E	LT235/85R16E	LT235/85R16E	LT235/85R16E
	Opt. Tubeless tires are available to match payload package requirements. Consult your Ford Dealer for adequate tires.						

Note: Consult your Ford Dealer or Chassis Cab catalog for Chassis Cab information.

- EFI = Electronic Fuel Injection HD = Heavy Duty SRW = Single Rear Wheels
- (1) 11" clutch with 4.9L EFI and 5-speed manual overdrive-HD or 5.0L EFI V-8.
- (2) Dual 84 amp-hr batteries and 70 amp alternator standard with 7.3L V-8 diesel.
- (3) Available and standard with 5.0L EFI V-8 only.
- (4) Also includes standard auxiliary rear springs.
- (5) Available and included with H.D. Front Suspension Pkg. only.
- (6) NA with manual transmission.
- (7) 75 amp alternator standard with 5.0L and 5.8L engines.

F-SERIES TRIM CONTENT

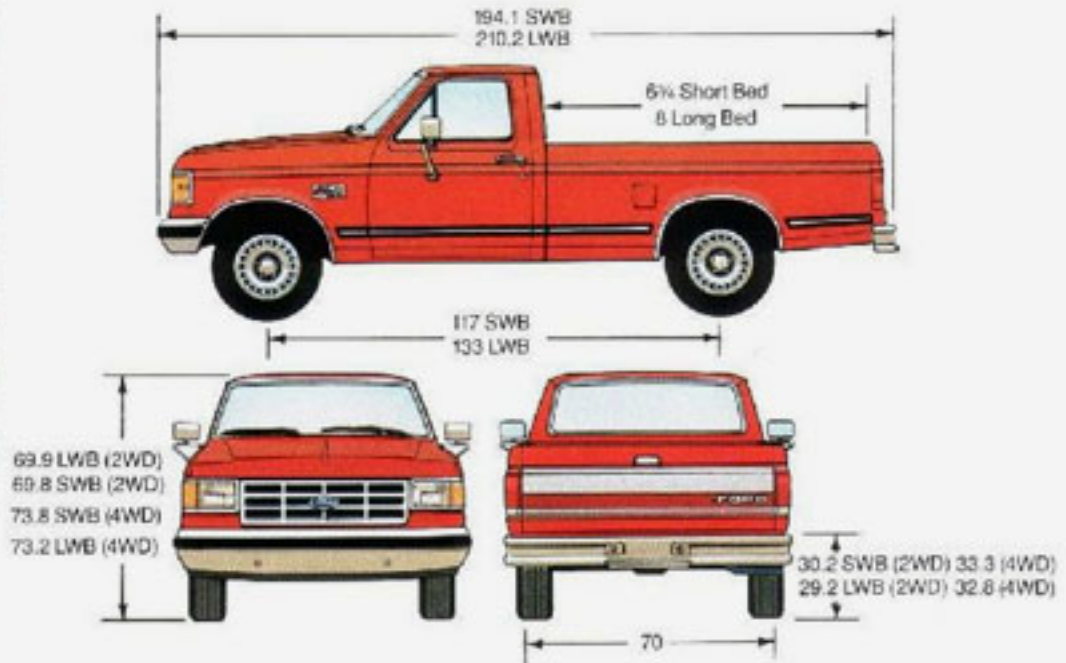
	Custom	XL(1)	XLT Lariat(2)
Exterior			
Chrome front bumper	•	•	•
Front bumper rub strip, black	—	—	•
Grille	Black	Black	Chrome
Bright headlight/parking lights bezel	—	—	•
Bright hub caps	•	•	—
Sport wheel covers	■	■	•
Mirrors, black foldaway	(3)	—	—
Mirrors, bright low mount swingaway	■(3)	—	—
Bright wheelip molding	■(6)	(4)	(4)
Dual accent bodyside paint stripes	—	(4)	—
Lower bodyside molding	■(6)	■	(4)
Brushed aluminum tailgate applique	—	—	•
Tinted glass	■(5)	■(5)	•
Bright rear window moldings	—	•	•
Interior			
Floor mat, rubber with insulation	Color-keyed	Color-keyed	—
Carpeting, color-keyed with insulation	—	—	—
Door trim panel, color-keyed	—	with trap pocket	with map pocket cloth insert and additional storage compartment under armrest
Instrument panel, color-keyed	with black appliques	with woodtone appliques	with woodtone appliques
Front bench seat	Vinyl	Cloth/vinyl	Cloth
Safety belts with comfort regulator (exc. Crew Cab)	Color-keyed	Color-keyed	Color-keyed
Electronic AM radio with dual speakers and digital clock (may be deleted for credit)	—	—	—
Interval wipers	—	•	•
Sun visors, color-keyed	Vinyl	Vinyl	Cloth with LH retention band and covered RH visor mirror
Headliner, color-keyed cloth	—(5)	•	•
Steering wheel	Black	Black	Leather-wrapped

(1) Available with Regular Cab/SuperCab SRW Styleside and Chassis Cab only. (2) NA with Chassis Cab. (3) Low mount swingaway standard with Regular Cab, DRW Styleside and Chassis Cab, SuperCab and Crew Cab. (4) Included with SRW Styleside only. (5) Standard with SuperCab and Crew Cab. (6) Available as lower bodyside and wheelip molding option.

EXTERIOR DIMENSIONS

Cab Type	Series	WB (in.)	Box IL* (ft.)	HW max. Width (in.)	(2WD)		(4WD)		GAL (in.)†
					LH (in.)**	CH (in.)**	LH (in.)**	CH (in.)**	
Styleside Pickup									
Regular	F-150	117	6 1/4	70	30.2	69.8	33.3	73.8	194.1
	F-150	133	8	70	29.2	69.9	32.8	73.2	210.2
	F-250	133	8	70	32.5	73.0	34.2	75.7	210.2
	F-250HD	133	8	70	34.4	74.4	36.3	76.7	210.2
	F-350	133	8	70	—	—	38.6	76.5	210.2
SuperCab	F-350DR	133	8	70	33.0	73.4	—	—	210.2
	F-150	139	6 1/4	70	31.3	72.1	33.7	74.6	216.0
	F-150	155	8	70	31.3	71.9	35.2	74.0	232.1
	F-250HD	155	8	70	34.2	74.6	36.0	77.0	232.1
Crew Cab	F-350DR	155	8	70	32.9	73.9	—	—	232.1
	F-350	168	8	70	34.1	74.6	35.6	78.3	245.6
	F-350DR	168	8	70	32.9	74.1	—	—	245.6

*Nominal **Estimated empty. See your Ford Dealer for details. †Without rear bumper. Add 4.3" for opt. argent step bumper, 4.5" for optional rear step bumper.



F-150 XLT Lariat 2WD.




F-250 XLT Lariat SuperCab 4WD.

F-SERIES OPTIONS

After you have chosen the model and Preferred Equipment Package for your new F-Series, you may want to add additional options. A sample is given on page 21 for the F-150 Regular Cab Styleside. Find the Preferred Equipment Package number you chose, then select from the options listed under it.



Bright swing-out recreational mirror.



Chrome rear step bumper.



Sliding rear window.



Air conditioning.



Electronic AM/FM stereo radio with cassette tape player features: digital clock; preset memory for six AM stations and 12 FM stations; electronic seek tuning; and Dolby® noise reduction.

TWO-TONES

Deluxe two-tone — Includes accent color on the center bodyside area and tailgate, two-color tape stripe on upper bodyside and upper/lower tailgate paint breaks, bodyside/wheelip moldings at lower paint break, two-color tape at paint breaks on DRW models. Deletes dual bodyside accent paint stripes with XL trim.



Combination two-tone — Includes Deluxe two-tone combined with roof two-tone.



Roof/rocker two-tone — Includes accent color on roof and lower bodyside, two-color tape at lower paint break, deletes lower bodyside and wheelip moldings with XLT Lariat trim and dual accent paint stripes and wheelip moldings on XL trim.




Deluxe argente styled steel wheels, Sport wheel covers.

COLOR SELECTIONS

Interior Trim Colors				Exterior Paint Colors
Medium Grey	Regatta Blue	Scarlet Red	Chestnut	
X		X	X	Raven Black
X		X		Dark Grey Metallic
X	X	X		Medium Silver Metallic
X		X	X	Scarlet Red
X		X	X	Cabernet Red
			X	Alpine Green Metallic
	X			Bright Regatta Blue Metallic
X	X		X	Deep Shadow Blue Metallic
X	X	X	X	Colonial White
			X	Desert Tan Metallic
			X	Light Chestnut
			X	Dark Chestnut Metallic

Some of these paint colors are shown in this catalog. On the printed page, of course, colors are at best only representative of the originals. Your Ford Dealer can show you actual samples of paint colors as well as interior trim materials.



Raven Black



Dark Grey Metallic



Medium Silver Metallic



Scarlet Red



Cabernet Red




Alpine Green Metallic



Bright Regatta Blue Metallic



Deep Shadow Blue Metallic



Colonial White



Desert Tan Metallic



Light Chestnut



Dark Chestnut Metallic

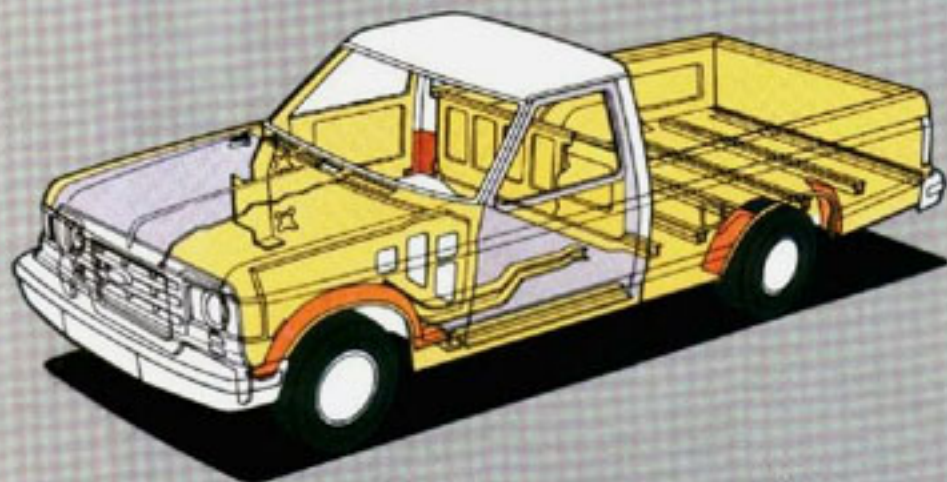
F-150 Regular Cab Styleside (2WD, 4WD)	Preferred Equipment Packages							
	Custom		XL		XLT Lariat			
	500A	501A	502A	503A	504A	505A	506A	507A
Cloth and vinyl bench seat	■	■	■	●	●			
Knitted vinyl bench seat	■	■	■	■	■	■	■	■
Air conditioning	■	■	■	■	■	■	●	●
Heavy-duty battery (84 AH)	■	■	■	■	■	■	■	■
Roof clearance lights	■	■	■	■	■	■	■	■
Convenience Group(1)	■	●	●	■	●	●	●	●
Super engine cooling	■	■	■	■	■	■	■	■
Power door locks/windows				■	■	■	■	■
Auxiliary fuel tank	■	●	●	■	●	■	●	●
Tinted glass (windshield)	■	●	●	■	●	●	●	●
Chrome grille and head light/parking light bezels	■	■	●	■	●	●	●	●
Handling Package(2)	■	■	■	■	■	■	■	■
Headliner and insulation package	■	■	●	●	●	●	●	●
Engine block heater	■	■	■	■	■	■	■	■
Automatic locking hubs (4WD)	■	■	■	■	■	■	■	■
Light Group(3)	■	■	●	■	●	■	●	●
Bright low-mount swingaway mirrors	■	●	●	●	●	●	●	●
Bright swingout recreational mirrors	■	■	■	■	■	■	■	■
Lower bodyside and wheelip moldings	■	■	■	■	■	■	■	■
Combination two-tone paint	■	■	■	■	■	■	■	■
Deluxe two-tone paint	■	■	■	■	■	■	■	■
Roof rocker two-tone	■	■	■	■	■	■	■	■
Heavy-duty front/rear shock absorbers	■	■	■	■	■	■	■	■
Skid plates (4WD)	■	■	■	■	■	■	■	■
Speed control/hit steering wheel	■	■	●	■	●	■	●	●
Limited-slip rear axle	■	■	■	■	■	■	■	■
Limited-slip front axle (4WD)	■	■	■	■	■	■	■	■
Heavy-duty Front Suspension Package (4WD)(2)	■	■	■	■	■	■	■	■
Heavy-duty Rear Suspension Package(2)	■	■	■	■	■	■	■	■
Tachometer	■	■	■	■	■	■	■	■
Trailer Towing/Camper Package (See page 17)	■	■	■	■	■	■	■	■
Deluxe argent styled steel wheels	■	■	■	■	■	■	■	■
Sport wheel covers	■	■	●	■	●	■	●	●
Sliding rear window	■	■	■	■	■	■	■	■
Electronic AM/FM stereo radio with clock	■	■	●	■	●	■	●	●
Electronic AM/FM stereo with clock and cassette tape player	■	■	■	■	■	■	■	■
Radio credit option	■	■		■				
Argent rear step bumper	■	■	■	■	■	■	■	■
Chrome rear step bumper	■	■	■	■	■	■	■	■
Spare tire carrier, in-box	■	■	■	■	■	■	■	■

(1) Includes RH visor mirror with Custom and XL trim, interval windshield wipers and Map pocket on door-trim panel with Custom trim only. (2) See your Ford Dealer for details. (3) Includes lights for glove box, engine compartment, cargo box; Dual beam dome/map light; Headlights "on" audible alert.

SAFETY AND OWNER BENEFITS



- Galvanized metal (1-side)
- Galvanized metal (2-sides)
- Spray-applied sealers
- Plastic parts

**6-year/100,000-mile corrosion protection**

Corrosion warranty coverage for body panel rust-through is 6 years or 100,000 miles, whichever comes first. See your Ford Dealer for details and a copy of this limited warranty.

Ford Motor Company strongly encourages all passengers to use their safety belts.

Ford urges the use of child and infant restraints. Ford's easy-to-install Tot-Guard (for children 20 to 50 pounds) and Infant Carrier (for children up to 20 pounds) are available at all Ford Dealers. If a child restraint requires a top-tether, Ford trucks provide special anchorages.



The optional Tot-Guard is available at all Ford Dealerships.

**Ford Lifeguard Design Safety Features****Vehicle operation**

- Split service hydraulic brake system with warning light
- Rear anti-lock braking system (ABS) on 2WD and 4WD in 2-wheel drive mode (except F-Super Duty)
- Corrosion-resistant brake lines
- Turn indicator

- with lane-changing signal feature
- Hazard warning flasher
- Backup lamps
- Wraparound parking lamps coupled with headlamps
- Two-speed windshield wipers
- Windshield washers
- Outside rearview mirrors
- Glare-reduced instrument panel, windshield wiper arms and windshield pillars
- Uniform transmission shift quadrant with safety starting switch (on all vehicles equipped with automatic transmission)
- Continuously variable control illumination intensity (instrument cluster lighting)
- Safety hood latch system
- Function-rated windshield defroster system
- Tamper-resistant (non-reversing) odometer
- Speedometer with highlighted 55 mph

Occupant protection

- Safety-designed front end structure
- Two-position door safety latches
- Integral lap and shoulder belts with automatic retractors for front outboard occupants
- Positive safety belt fastening reminder light and buzzer or chime for the driver's seat
- Lap belt for center front and all rear passengers
- Energy-absorbing steering column and steering wheel
- Energy-absorbing armrests and safety-designed door handles
- Energy-absorbing instrument panel with padding for right and center front passengers (where three passenger front seat is provided)
- Energy-absorbing sun visors
- Safety glove box latch
- Inside yieldaway rearview

mirror Impact-absorbing laminated safety glass windshield Flame-resistant interior materials Safety-designed coat hook Safety-designed radio control knobs and push buttons

Anti-theft

Locking steering column with key reminder buzzer (or chime) with "Park" interlock or pushbutton key release Visible vehicle identification number



Participating Ford Dealers offer the Lifetime Service Guarantee, which guarantees their work on your Ford vehicle for as long as you own it. This means that the covered repair is paid for once — and never again. If it ever has to be fixed again, the repairing dealer will fix it free. Free parts. Free labor. Even if the vehicle is kept a lifetime. It doesn't matter where it was purchased, or whether it's new or used; the work is still covered by the repairing dealer.


Ask to see this limited warranty when you visit your participating Ford Dealer.



Optional Ford Extended Service Plans cover major components on new Ford cars and trucks for longer than the vehicle's basic warranty. The cost for this added protection is so moderate that it could pay for itself the first time you need it. Your Ford Dealer has full details.



Ford Motor Credit Company is interested in helping to fill the transportation needs of every qualified buyer of a Ford product. A participating dealer can arrange financing terms or a Red Carpet Lease® tailored to your circumstance. Ford Credit has offices conveniently located throughout the United States.



QUALITY REPLACEMENT PARTS FROM FORD

Genuine Ford and Motorcraft original equipment replacement parts meet the same high standards as those installed in production.

6-year/60,000-mile powertrain warranty

Ford's powertrain warranty covers all 1988 cars and light trucks for 6 years or 60,000 miles, whichever comes first. This limited warranty covers major powertrain components. Certain restrictions and deductible apply. Ask your dealer for a copy.

Scheduled maintenance

Here are some examples of scheduled maintenance intervals for the 1988 F-Series 4x2 equipped with a 4.9L EFI 6-cylinder engine. For complete recommendations refer to the F-Series Scheduled Maintenance Booklet.

Engine oil change	each 7,500 miles or 6 months
Spark plug change	each 30,000 miles
Air filter replacement	each 30,000 miles
Engine coolant replacement	each 30,000 miles or 3 years

Ford-paid repair programs after the warranty period

Sometimes Ford Motor Company offers adjustment programs to pay all or part of the cost of certain repairs. These programs are intended to assist owners and are in addition to the warranty or to required recalls.

Technical service bulletins

All vehicles need repairs during their lifetime. Sometimes Ford issues technical service bulletins (TSBs) and easy-to-read explanations describing unusual engine or transmission conditions which may lead to costly repairs, the recommended repairs, and new repair procedures. Often a repair now can prevent a more serious repair later.

For more information...

Ask Ford Motor Company or your Ford or Lincoln-Mercury dealer about Ford-paid repair programs and/or TSBs relating to your vehicle.

To get copies of materials for your vehicle or the vehicle of interest to you:

Call Ford toll-free at 1-800-241-3673. Alaska/Hawaii call 1-800-241-3711 and in Georgia call 1-800-282-0959.

Or write Ford at:

Ford Customer
Information System
Post Office Box 95427
Atlanta, Georgia 30347

We'll need your name and address; year, make, model and vehicle identification number, as well as engine size.

Options availability

Options shown or described in this catalog are available at extra cost and may be offered only in combination with other options and subject to additional ordering requirements or limitations.

Product changes

Ford Division reserves the right to change product specifications at any time without incurring obligations. It is important to note also that some of the items shown on vehicles in this publication are available through retail organizations and establishments not connected with Ford Motor Company. Availability, price, quality and durability of these items rest solely with the respective manufacturers and their sales organizations, and Ford assumes no responsibility for their use.

"Ask your Ford Dealer"

Following publication of this catalog, certain changes in standard equipment, options, prices and the like, or product delays, may have occurred which would not be included in these pages. Your Ford Dealer is your best source for up-to-date information.

Buy or lease a new Ford Pickup