

# 1990 FORD F-SERIES



## 1990 FORD F-SERIES

**P**eople buy trucks for a variety of reasons. To a contractor, it's a living. To the sportsman, it's a great way to get to that upland trout stream. To the enthusiast, it's a weekend of off-road fun. To the suburbanite, it's a practical second vehicle for hauling anything from firewood to furniture.

Whatever your reason. Whether it's fun. Or work. Or both. With the variety of cabs, trims and power-trains we offer, there's an F-Series designed to get the job done.

At Ford we believe you should get the truck you need. And want. Without compromise.

Quality is Job 1. Our goal is to build the highest quality cars and trucks in the world. Quality demands that before a vehicle can be built right, it must first be designed and engineered right.

As evidence of our commitment to quality, that we are doing things right, we offer you our Ford F-Series

for 1990. And while you are considering Ford, consider two remarkable facts:

The F-Series is the best-selling vehicle (cars or trucks) in North America.

The F-Series has been the best-selling truck in America for twelve years — based on calendar year manufacturers' reported retail deliveries through 1988.

**At Ford we believe you should get the truck you need. And want. Without compromise.**

Test drive a 1990 Ford Pickup. Discover what America's been discovering for over a decade — that when it comes to filling your trucking needs, the hottest name in town is Ford.



► F-150 Regular Cab XLT Lariat in Scarlet Red/Colonial White. Some equipment shown is optional.



## INSIDE THE F-SERIES

**T**he F-Series is built Ford Tough. It's what you've come to expect. But that doesn't mean you have to sacrifice style and comfort.

Climb behind the wheel of a Ford truck. The first thing you'll notice is that it looks and feels contemporary — with options like power windows and door locks, leather-wrapped steering wheel, or electronic AM/FM stereo search radio with cassette tape player.

The A-shaped steering wheel hub provides a full view of important gauges. Instrumentation includes a voltmeter plus a complement of critical items like fuel, oil pressure and engine temperature gauges.

There's plenty of leg and hip room for three adults in the standard bench seat. SuperCab's optional Captain's Chairs offer additional comfort and luxury.

Options include luxury features such as a Light/Convenience Group, cloth and vinyl bench seats, air conditioning, Headliner and Insulation Package, speed control/tilt

◀ F-150 XLT Lariat SuperCab cloth interior in Scarlet Red with standard color-keyed door trim panels with cloth inserts and storage bins, a leather-wrapped steering wheel plus color-keyed carpeting. Captain's Chairs with locking console is optional.



▲ SuperCab vinyl rear bench seat in Scarlet Red provides space for three passengers.



▲ With the rear bench seat folded down, the SuperCab provides 31.8 cubic feet of interior storage room.



▲ Power windows and door locks are included on F-150/F-250 HD XLT Lariat SuperCab and F-350 XLT Lariat SuperCab and Crew Cab.

steering wheel and more. Refer to page 19 for a complete list.

### FORD XLT LARIAT

The XLT Lariat is the premium trim level within the F-Series. Take it anywhere you want. The XLT Lariat is just as much at home in Yellowstone Park as it is at the Club on Saturday night.

Standard interior items unique to the XLT Lariat include:  a color-keyed carpet  door trim cloth inserts and storage bins  electronic AM/FM stereo radio with cassette and digital clock (F-150 SuperCab only)  plush cloth seat trim and flight bench seat on Regular Cab models  cloth sun visors with LH retention band and RH vanity mirror plus leather-wrapped steering wheel.

The exterior features include:  a chrome grille  bright headlamp/parking light bezels  lower bodyside protection molding  cargo box light  brushed aluminum tailgate appliqué plus sport wheel covers or deluxe argent styled steel wheels on select models.



▲ XLT Lariat instrument panel in Scarlet Red.

The key word within the Ford F-Series is variety, not compromise. Choose from five series: F-150, F-250, F-250 HD, F-350 and F-Super Duty (including the Commercial and Motor Home Stripped Chassis).

Three cab styles: Regular Cab, SuperCab and Crew Cab.

Three trim levels: Custom, XL and XLT Lariat.

Depending upon your needs, equip your F-Series truck with one

of four multiple-port electronic fuel-injected (EFI) gasoline engines, six or eight cylinder. Or, if diesel power is a priority, choose the 7.3 liter diesel. It's the largest, with most horsepower, diesel engine in its class.

Rear-wheel anti-lock braking is standard. Six transmissions are available, including the electronically controlled E4OD 4-speed automatic overdrive, featuring a dash-mounted Overdrive Cancel Switch — a real plus in heavy-duty

applications.

For even greater value, the F-Series offers Preferred Equipment Packages — groups of popular options that when purchased together represent real savings over purchasing options separately.

F-150 4x4 models are equipped with standard automatic locking hubs or optional manual locking hubs. On other models, manual locking hubs are standard and automatic locking hubs are optional.

Special heavy-duty suspension and handling packages for camping, trailer towing, off-roading, and commercial applications are also available.

Other major features and options include:  Two-wheel and Four-wheel drive  Trailer towing capacities up to 10,000 pounds (conventional) and 12,500 pounds (with fifth wheel)  Single and dual rear wheels  Two bed lengths  Snow plow capability.

And, new for 1990, the Heavy-Duty Service Package option — includes super engine cooling, heavy-duty battery and skid plates (4x4).

If you can't find what you're looking for in the 1990 Ford F-Series lineup, chances are you're not talking about a production truck.



▲ E4OD Overdrive Cancel Switch inhibits upshift to overdrive gear at the driver's discretion — a real plus in heavy-duty applications like trailer towing.



▲ Auxiliary fuel tank is offered in select F-Series models.



▲ Interval windshield wipers are available throughout the F-Series.



◀ Optional bright low-mount swingaway mirrors.



► F-Series A-shaped steering wheel hub provides a clear view to critical instrument panel gauges and indicator lights.

## THREE CAB STYLES

Whether you're a family of three or a crew of six. For work or for play. There's an F-Series cab style to match virtually any trucking need — the traditional Regular Cab, the popular SuperCab and the spacious 6-passenger Crew Cab.

### REGULAR CAB

Available in every series and trim level, 4x2 and 4x4, the Regular Cab is Ford's best-selling F-Series cab style. Like the other cab styles, the doors, hood, fenders and cowl are built from galvanized metal — as well as the entire pickup box. The cab is treated with sealers for added protection. Protection backed by a 6-year/100,000-mile corrosion protection limited warranty.

### SUPERCAB

SuperCab not only seats six, but with the standard rear bench seat folded down, there's over 31 cubic feet of cargo area. Enough to carry everything from picnic coolers to golf clubs, tool boxes, groceries, or luggage. Right there inside the cab within easy reach.

Because of the additional room, SuperCab may be just what you need to save the expense of a cap for your truck bed.

SuperCab is available in all three trim levels, with standard features that include tinted glass, fully-trimmed interior, color-keyed cloth headliner and dual fuel tanks.

For added luxury, choose the optional Captain's Chairs, trimmed in cloth with reclining seat backs and inboard folding armrests. Captain's Chairs include tip/slide seat tracks for easy rear seat entry and exit plus a locking floor console for convenient storage space between the seats.



▲ XLT Lariat Regular Cab with cloth flight bench seat in Scarlet Red.

▼ From left to right: F-150 XLT Lariat in Scarlet Red/Colonial White; F-250 XLT Lariat SuperCab in Bright Regatta Blue Metallic/Colonial White; F-350 XLT Lariat Crew Cab in Dark Grey Metallic/Raven Black. Some equipment shown is optional.

### CREW CAB

The F-Series Crew Cab is designed for full-size versatility. It's offered in 2-wheel drive (single and dual rear wheels) and 4-wheel drive (single rear wheels only).

Notable features include: □ Four doors for easy entry and exit □ Eight-foot pickup box □ Standard V-8 power □ Optional diesel engine □ Dual fuel tanks and more.

Two full-width bench seats provide riding comfort for six. Bright, low-mount swingaway mirrors, tinted glass and full cloth headliner, plus a fully trimmed interior are also standard. Options include power door locks/front windows and XLT Lariat trim.



▲ XLT Lariat SuperCab with optional Captain's Chairs in Crystal Blue.



▲ XLT Lariat Crew Cab interior in Scarlet Red.



▲ F-350 XLT Lariat SuperCab with dual rear wheels in Colonial White.

▲ F-350 XLT Lariat Crew Cab with dual rear wheels in Dark Chestnut Metallic/Tan. Some equipment shown is optional.



## FORD XL

F-Series XL represents a popular blend of style and practicality. Though primarily a work vehicle, XL is equipped to help the job go a little easier by making the time spent in the cab enjoyable.

Standard XL exterior features include:  Aero-halogen headlamps with impact-resistant lenses  Chrome grille  Chrome front bumper with black rub strip  Tinted glass  Bright, low-mount swingaway mirrors  Wrap-around front parking/turn signal lights  Cargo box light  Bright windshield molding  Bright rear window insert  Bright wheel lip moldings and dual bodyside accent paint stripes (single rear-



▲ XL Regular Cab interior in Chestnut with cloth and vinyl bench seat.

▼ F-150 XL Regular Cab in Tan with standard bright, low-mount swingaway mirrors, optional sport wheel covers and rear chrome step bumper.

wheel pickup only)  Removable tailgate with bright release handle  Bright hub caps or Deluxe argent styled steel wheels (selected models).

The easy-care interior includes:  Cloth and vinyl bench seat  Black vinyl steering wheel  Color-keyed vinyl sun visors  Vent windows  Interval wipers for convenience in light rain or drizzle  Carpeted cab back panel  Color-keyed coat hook  Lower door carpeted map pockets for all kinds of stowables  Dome light with LH/RH door-operated courtesy switches  Electronic AM/FM stereo radio with digital clock  Color-keyed floor mat  Wood-tone instrument panel appliques  Color-keyed safety belts.



## FORD CUSTOM

Custom is the F-Series base-level trim. It includes the kind of features associated with a hard-working, yet perfectly contemporary pickup.

The exterior includes a chrome front bumper, plus:  Aero-halogen headlamps with impact-resistant lenses  Tinted glass  Argent grille  Wrap-around front parking/turn signal lamps  Cargo box light  Right and left black foldaway mirrors (Regular Cab single rear-wheel pickup)  Bright windshield moldings  Removable tailgate with bright release handle  Wrap-around taillamps  Bright hub caps on argent steel wheels (select models).

Inside, you'll find a  3-passenger vinyl bench seat (knitted vinyl



▲ Custom Regular Cab interior in Scarlet Red with vinyl bench seat. Column-mounted shift lever for automatic transmissions provides ample leg room for center passenger.

▼ F-150 Custom Regular Cab in Scarlet Red with optional sport wheel covers, bright, low-mount swingaway mirrors, sliding rear window and argent rear step bumper.

on SuperCab)  Rear bench seat (SuperCab and Crew Cab)  Color-keyed instrument panel with black appliques  Voltmeter  Oil pressure and temperature gauges with redundant alert lights  Color-keyed vinyl sun visors  Vent windows  Dome light with LH/RH door-operated courtesy switches  Color-keyed cloth headliner (SuperCab and Crew Cab)  Color-keyed door trim panels with black handles  Color-keyed floor mat  Locking glove box  Side window demisters  Four air registers  Electronic AM radio with digital clock and door-mounted speakers  Color-keyed safety belts  Black scuff plates  Cigarette lighter  Black vinyl steering wheel  Dual electric horns  and Color-keyed coat hook.



## FORD F-SERIES 4x4

F-Series 4x4 pickups are available in four series and three cab styles: F-150 Regular and SuperCab, F-250 Regular Cab, F-250 HD Regular and SuperCab plus the F-350 Regular and Crew Cab.

Depending on the model, you can equip your 4x4 with engines ranging from the standard 4.9 liter EFI I-6 to the 7.5 liter EFI V-8 combined with transmissions from a 5-speed manual overdrive to a 4-speed automatic overdrive.

### MANUAL OR AUTOMATIC LOCKING HUBS

The Ford F-Series offers two 4-wheel drive locking systems.

Automatic locking hubs are standard on the F-150; manual locking hubs are optional. On the F-250 and F-350, manual locking hubs are standard.

More than likely, the 4x4 enthusiast will go with the manual lock-

ing hubs. They fit the image of the genuine off-roader. And, they're easy to operate. A simple quarter turn of each front hub selector knob is all that's required to lock the hubs and shift into 4-wheel drive.

With the hubs in the locked position, you can shift "on the fly" from 2-wheel to 4-wheel High and back again at normal road speeds.

### Shift "on the fly" from 2-wheel to 4-wheel High and back again at normal road speeds.

Manual locking hubs are the free-running type. In the 4x2 mode with the hubs unlocked, the front axles and driveshaft remain relatively motionless. The result — reduced friction and wear.

Automatic locking hubs are also simple to operate. Merely stop the vehicle, shift the transmission into neutral, then shift into 4-wheel drive. The hubs lock automatically as soon as the vehicle is driven.

Once the hubs are engaged, you can shift "on the fly" from 4-wheel drive High to 2-wheel drive and back at any normal road speed.

### OFF-ROAD SUSPENSIONS

The Ford 4x4 Pickup is equipped with the type of suspensions you'd expect in an off-road truck.

The Twin-Traction Beam independent front suspension (mono-beam front axle on F-350) and gas-pressurized shock absorbers are designed to deliver a smooth ride plus positive off-road control.

### HEAVY-DUTY OPTIONS

The F-Series 4x4 offers the kind of heavy-duty options that allow you to build your truck to your specific needs:  Handling package  Heavy-duty front and rear suspension packages  Heavy-duty service package  Camper and trailer towing packages  Ambulance prep package  Limited slip front or rear axles  Recommended equipment for snow plow installation. (See your Ford Dealer for package contents and restrictions.)



▲ Automatic locking hubs are a standard offering on the F-150.



▲ Manual locking hubs are easy to operate. A simple quarter turn of each hub selector to the lock position is all that's needed.

▶ F-150 XLT Lariat 4x4 in Raven Black/Medium Silver Metallic. Some equipment shown is optional.



## FORD CHASSIS-CAB

F-Series Chassis-Cabs are designed to accommodate custom bodies and are engineered to handle the top end of light truck applications.

The F-Super Duty Chassis-Cab (4x2) heads this tough lineup with a 14,500-pound GVWR and 137/161-inch wheelbases. It's powered by the 7.5 liter V-8 with a 7.3 liter

V-8 diesel option. GCWR's for towing applications go up to an impressive 26,000 pounds with the 7.5 liter engine and 18,000 pounds with the diesel. The F-Super Duty is equipped with a 5,000-pound GAWR monobeam front axle and 11,000-pound rear axle. Four-wheel disc brakes are standard.

F-350 4x2 and 4x4 Chassis-Cabs are available in three wheelbases

and GVWRs up to 11,000 pounds.

### F-SUPER DUTY COMMERCIAL AND MOTORHOME STRIPPED CHASSIS MODELS

Ford offers 16,000-pound GVWR F-Super Duty models for commercial and motorhome applications. The Commercial Stripped Chassis (158/178-inch wheelbase) is powered by a 7.3 liter diesel combined

with a close-ratio 5-speed manual overdrive transmission. The Motorhome Stripped Chassis features a 7.5L EFI engine plus the E4OD transmission.

For complete details on the entire Ford Chassis-Cab lineup, ask your Ford Dealer for a 1990 Chassis-Cab catalog.



## F-SERIES BUYER'S GUIDE

More than likely, your choice of truck will be determined by your payload or trailer towing requirements. Plus your preference for cab style — Regular Cab, SuperCab or Crew Cab.

There's a truck within the F-Series lineup to fit virtually every personal and commercial pickup

application from the popular F-150 to the F-350.

This F-Series Buyer's Guide lays out the basic configurations and trims available within the F-Series. It is designed to assist you in determining exactly what is available within each model.

Simply identify the series that best suits your needs — F-150/F-250/F-250 HD/F-350. Then run down

the left column to determine which particular cab styles, trim levels, bed lengths and wheel configurations are offered.

Payloads, trailer towing capacities and gross vehicle weights are listed at maximum ratings for each series and drive type. Maximum ratings for individual models within each series will vary.

The chart below is designed to

help get you into the "ballpark." Once you've narrowed your choices, ask your Ford salesperson to help you select the truck that's right for you. Powertrains, specifications, payloads, dimensions, colors and trim content are covered on pages 20 through 22.

Series	F-150		F-250		F-250 HD		F-350	
	2WD	4WD	2WD	4WD	2WD	4WD	2WD	4WD
GVWR (max. lbs.)	6,250	6,250	6,600	6,800	8,800	8,800	10,000	9,200
Payload (max. lbs.)	2,505	2,240	2,620	2,470	4,420	4,010	5,245	4,245
Trailer Weight (max. lbs.)	7,900	8,200	8,600	8,300	12,500 (3)	12,500 (3)	12,500 (3)	12,500 (3)
<b>Cab Styles</b>								
Regular Cab	X	X	X	X	X	X	X	X
SuperCab	X	X			X	X	X	
Crew Cab							X	X
<b>Trims</b>								
Custom	X	X	X	X	X	X	X	X
XL	X	X	X	X	X	X	X(1)	X(1)
XLT Lariat	X	X	X	X	X	X	X	X
<b>Beds</b>								
Short (6¾')	X	X						
Long (8')	X	X	X	X	X	X	X	X
<b>Rear Wheels</b>								
Single (SRW)	X	X	X	X	X	X	X(2)	X
Dual (DRW)							X	

(1) Regular Cab only. (2) Crew Cab only. (3) With fifth wheel (aftermarket installation) and 7.5L engine.

F-Super Duty Chassis-Cab with aftermarket stake body in Colonial White.



# ENGINEERED BY FORD

Examine the engineering behind the Ford Pickup. When you add it all up, it's easy to understand why the F-Series is America's favorite truck:

□ Rear anti-lock braking (except F-Super Duty) □ Optional electronically controlled four-speed automatic overdrive transmission (E4OD) is now available on models below 8,500-lbs. GVWR with the 4.9L/5.8L engines.

□ Up to 12,500 pounds of trailer towing heft in select models (with the 7.5L engine and fifth wheel).

□ Biggest with most horsepower in-class diesel □ Twin-Traction Beam and Twin-I-Beam front suspensions (monobeam in F-350 4x4 and F-Super Duty) □ Rugged ladder-type frames □ Snow-plow capability on select 4x4 models.


## MULTIPLE-PORT EFI ENGINES

Say goodbye to gummy carburetors and frozen chokes that can keep you from getting started on winter mornings.

Every gasoline engine in the F-Series line is multiple-port EFI. The advantages to you over carbureted engines — precise fuel metering for good fuel economy,\* enhanced overall response plus easy start up in extreme temperatures.

Engineered by Ford. Can you think of a better reason to choose an F-Series truck?

\*See Fuel Economy, p. 23.

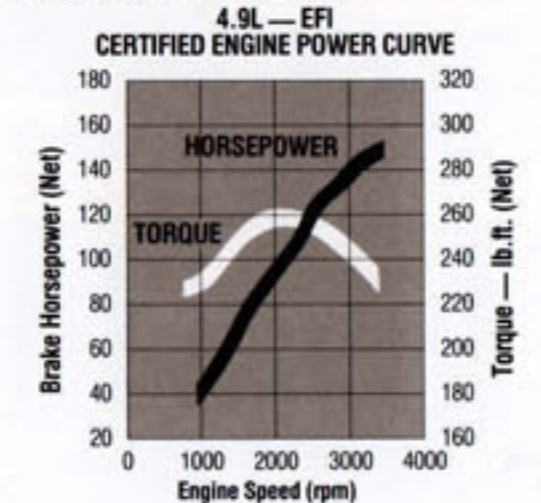


4.9 LITER IN-LINE SIX

A proven powerhouse, the 4.9 liter 6-cylinder engine is the standard offering on most F-Series trucks. It has the highest displacement and most torque of any 6-cylinder engine available in a full-size pickup — enough to handle well over 4,000-pound payloads.

Type and number of cylinders	Gasoline, I-6
Displacement (liters)	4.9
Fuel system	Multi-port electronic fuel injection
Bore and stroke	4.00 x 3.98
Compression ratio	8.8
Net horsepower	150 @ 3400 rpm*
Net torque	260 lbs.-ft. @ 2000 rpm*


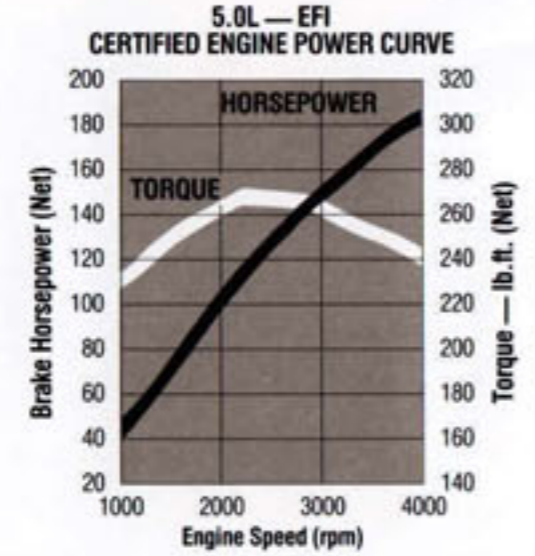
\*145 hp @ 3400 rpm and 265 lbs.-ft. of torque @ 2,000 rpm for F-150 4x2 and 4x4 with 3.08 axle ratio.



5.0 LITER V-8

The 5.0 liter engine with multi-port electronic fuel injection is the most powerful small V-8 in a full-size pickup. It's ideal for trailer towing (up to 8,200 pounds) and other such applications requiring the superb balance and power of a V-8 engine.

Type and number of cylinders	Gasoline, V-8
Displacement (liters)	5.0
Fuel system	Multi-port electronic fuel injection
Bore and stroke	4.00 x 3.00
Compression ratio	9.0
Net horsepower	185 @ 3800 rpm
Net torque	270 lbs.-ft. @ 2400 rpm


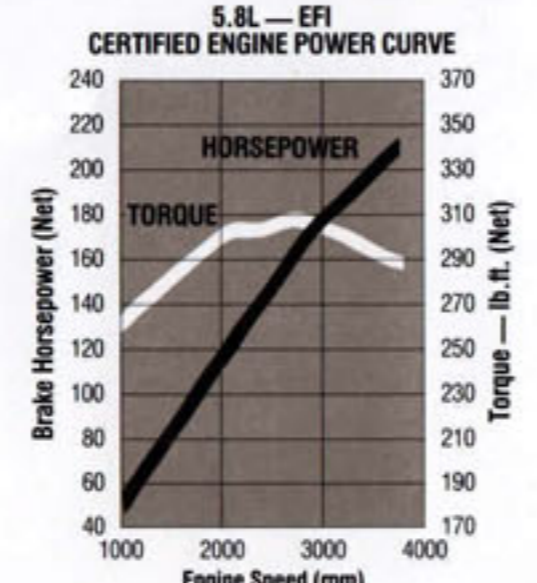


5.8 LITER V-8

The 5.8 liter V-8 offers you the advantages of multiple-port EFI plus enough trailer-towing muscle to pull up to 8,600 pounds. With 210 net horsepower @ 3800 rpm and 315 foot-pounds of torque @ 2800 rpm, this tough engine is offered in many F-Series models.

Type and number of cylinders	Gasoline, V-8
Displacement (liters)	5.8
Fuel system	Multi-port electronic fuel injection
Bore and stroke	4.00 x 3.50
Compression ratio	8.8
Net horsepower	210 @ 3800 rpm
Net torque	315 lbs.-ft. @ 2800 rpm*


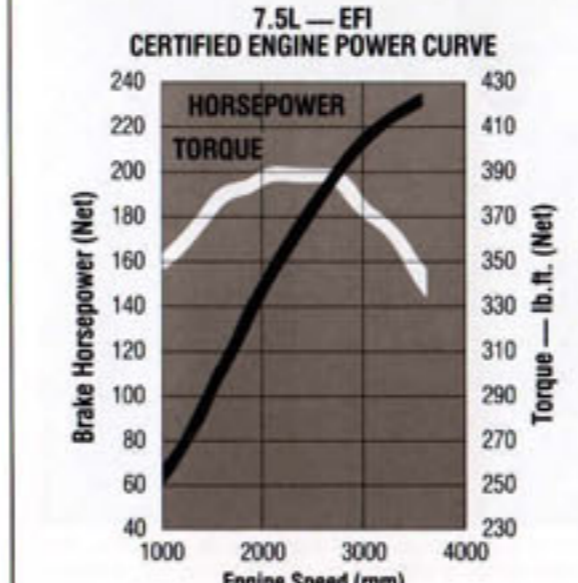
\*310 lbs.-ft. @ 2,800 rpm on models over 8,500-lbs. GVWR.



7.5 LITER V-8

The biggest powerplant available in a full-size pickup, the 7.5 liter gasoline engine carries a 10,000-pound maximum trailer towing capacity rating (12,500 pounds with fifth wheel). This is where F-Series really begins to flex its muscles — when the job demands extraordinary toughness and capability.

Type and number of cylinders	Gasoline, V-8
Displacement (liters)	7.5
Fuel system	Multi-port electronic fuel injection
Bore and stroke	4.36 x 3.85
Compression ratio	8.5
Net horsepower	230 @ 3600 rpm
Net torque	390 lbs.-ft. @ 2200 rpm


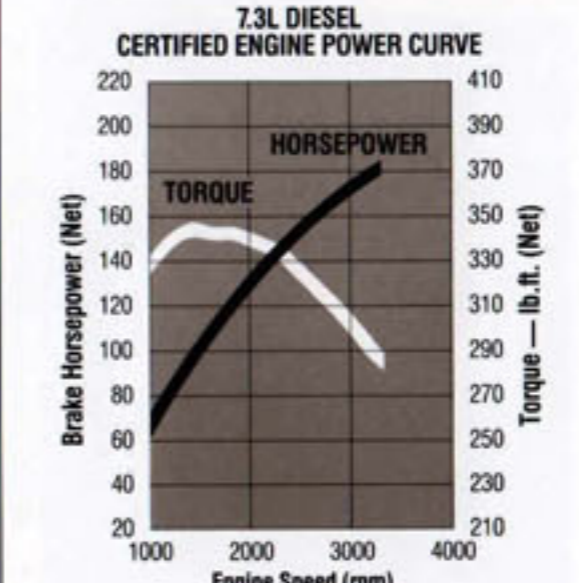


7.3 LITER V-8 DIESEL

Available in the F-250 HD/F-350 Series and the F-Super Duty Chassis-Cab and Commercial Stripped Chassis, the 7.3 liter diesel has the largest displacement and horsepower rating of any diesel engine offered in a full-size light truck, with a maximum trailer towing capacity on pickup models of 10,000 pounds (11,900 pounds with fifth wheel).

Type and number of cylinders	Diesel, V-8
Displacement (liters)	7.3
Fuel system	Mechanical fuel injection
Bore and stroke	4.11 x 4.18
Compression ratio	21.5
Net horsepower	180 @ 3300 rpm*
Net torque	345 lbs.-ft. @ 1400 rpm*

\*High-altitude ratings are less.



ELECTRONICALLY CONTROLLED AUTOMATIC OVERDRIVE TRANSMISSION (E4OD)

The E4OD 4-speed automatic overdrive is Ford truck's first fully electronically controlled transmission. Introduced in select heavy-duty models in 1989, availability is expanded in 1990 to include selected models under 8,500-lb. GVWR. The E4OD was designed to achieve improved fuel economy,\* performance and "shift feel" over vacuum controlled transmissions.

A real plus, the E4OD features an Overdrive Cancel Switch — mounted on the instrument panel — to inhibit upshift to overdrive gear at the operator's discretion. This is particularly useful in city traffic or in heavy-duty applications like trailer towing.

The E4OD is available — at a real cost savings — through a Special Value Package. Ask your Ford salesperson for details.

## REAR ANTI-LOCK BRAKING

Rear anti-lock braking — a Ford first in full-size light trucks — was introduced into the F-Series in 1987. This electronically controlled system is designed to inhibit braking induced rear wheel lock-up under most two-wheel drive operating conditions.

You've more than likely been taught to pump your brakes when stopping on slick surfaces. Rear anti-lock braking operates on the same principle. In effect, pressure is applied and released to the rear brakes, only much faster than humanly possible, with computer controlled efficiency. The result is more controlled rear braking.

The computer continuously monitors the system. Should malfunction occur, an instrument-panel warning light tells the driver that the computer has shut the system down and returned the rear brakes to conventional operation.

\*See Fuel Economy, page 23.

# PREFERRED EQUIPMENT PACKAGES AND OPTIONS

**P**ower windows and door locks. Camper package. Speed control/tilt steering wheel. Captain's Chairs. Tachometer. Roof-mounted clearance lamps.

These are just a few of the options that let you tailor your F-Series truck to your own requirements.

Choose them individually. Or in pre-packaged sets called Preferred Equipment Packages.

Preferred Equipment Packages are groups of popular options which, when purchased together, offer significant savings over the same options if purchased separately.

Preferred Equipment Packages are flexible enough to allow you to choose additional options over and above those included in each Package.

F-150 Regular Cab Packages are listed on page 19. Package contents are subject to change. See your Ford salesperson for the latest contents.



◀ F-150 Sport Appearance Package includes 15"x8" wheels plus bodyside tape stripes (late availability).



◀ Deluxe argent styled steel wheels and sport wheel covers.



◀ Electronic AM/FM stereo radio with cassette player features digital clock, preset memory for twelve FM and six AM stations, plus seek tuning and Dolby® noise reduction.



◀ Rear chrome step bumper.

◀ Roof clearance lights.

◀ Sliding rear window shown with standard cargo box light.

◀ Speed control/tilt steering wheel.

F-150 REGULAR CAB 4x2 ■ - Contained in Preferred Equipment Package S = Standard O = Optional	Preferred Equipment Packages				
	Custom		XL	XLT Lariat	
	500A	501A	502A	503A	507A
<b>Package content</b>					
Light/Convenience Group (1)	0	■	■	■	■
Bright low-mount swingaway mirrors	0	■	S	S	S
Headliner and Insulation Package (2)	0	■	S	S	S
Radio, electronic AM/FM stereo w/clock	0	■	■	S	S
Speed control/tilt steering wheel	0	0	■	■	■
Deluxe argent styled steel wheels	0	0	■	■	■
Air conditioning	0	0	0	■	■
Radio, electronic AM/FM stereo w/cassette and clock	0	0	0	0	■
Sliding rear window	0	0	0	0	■
Power door locks/windows	—	—	0	0	■
<b>Powertrain (engine/transmission)</b>					
4.9L EFI/5-speed manual O/D	S	S	S	S	S
4.9L EFI/4-speed manual	0	0	0	0	0
4.9L EFI/automatic O/D	0	0	0	0	0
5.0L EFI/5-speed manual O/D	0	0	0	0	0
5.0L EFI/4-speed manual	0	0	0	0	0
5.0L EFI/automatic	0	0	0	0	0
5.0L EFI/automatic O/D	0	0	0	0	0
5.8L EFI/automatic O/D	0	0	0	0	0
California emissions system	0	0	0	0	0
High altitude principal use	0	0	0	0	0
<b>Tires (steel radial) — five</b>					
P215/75R15SL BSW all-season	S	S	S	S	S
P215/75R15SL WSW all-season	0	0	0	0	0
P235/75R15XL BSW all-season	0	0	0	0	0
P235/75R15XL BSW all-terrain	0	0	0	0	0
P235/75R15XL WSW all-season	0	0	0	0	0
P235/75R15XL OWL all-terrain	0	0	0	0	0
31x10.50R15C OWL all-terrain	0	0	0	0	0
In-box spare tire carrier	0	0	0	0	0
<b>Seat and trim type</b>					
Vinyl bench	S	S	—	—	—
Cloth and vinyl bench	0	0	S	—	—
Knitted vinyl bench	0	0	0	0	0
Cloth flight bench	—	—	—	S	S
<b>Other miscellaneous options</b>					
Limited-slip front axle	0	0	0	0	0
Argent rear step bumper	0	0	0	0	0
Chrome rear step bumper	0	0	0	0	0
Camper Package (5)	0	0	0	0	0
Roof clearance lights	0	0	0	0	0
Auxiliary fuel tank	0	0	0	0	0
Handling Package (3)	0	0	0	0	0
Engine block heater	0	0	0	0	0
Manual locking hubs	0	0	0	0	0
License plate bracket	0	0	0	0	0
Bright swing-out recreational mirrors	0	0	0	0	0
Lower bodyside and wheelip moldings	0	0	0	S	S
Optional Payload Package #2	0	0	0	0	0
Two-tone paint, combination	0	0	0	0	0
Two-tone paint, deluxe	0	0	0	0	0
Heavy-Duty Service Package (6)	0	0	0	0	0
Sport Appearance Package A	0	0	0	0	0
Sport Appearance Package B	0	0	0	0	0
Heavy-Duty Front Suspension Package (4)	0	0	0	0	0
Heavy-Duty Rear Suspension Package	0	0	0	0	0
Tachometer	0	0	0	0	0
Trailer Towing Package (5)	0	0	0	0	0
Sport wheel covers	0	0	0	—	—
<b>Radio systems</b>					
Radio credit option	0	0	0	0	0

(1) Glove box light, underhood light, dual beam dome/map light, headlamps-on audible alert, interval windshield wipers, map pocket in door trim panel, rear door lower trim panel (Crew Cab only), RH visor vanity mirror. (2) Color-keyed cloth headliner, "B" pillar and back panel moldings, color-keyed back panel cover with insulation. (3) Front/rear stabilizer bars, heavy-duty front/rear shock absorbers (F-150 Regular Cab 4x4 only); heavy-duty front springs (except F-150 4x4). (4) See your Ford Dealer for Package contents. (5) Super engine cooling; auxiliary transmission oil cooler (select automatic transmission applications); bright low-mount swingaway mirrors (Regular Cab Custom only); trailer wiring harness; heavy-duty turn signal flasher; Handling Package; heavy-duty battery. (6) Heavy-duty battery; super engine cooling; skid plates (4x4 only).

## MAJOR F-150 STANDARD FEATURES

### Regular Cab

- 4.9 liter EFI I-6 engine
- 60 amp. alternator
- 3,400-pound Twin-I-Beam front axle (4x2)
- 3,800-pound rear axle
- 18.2 gallon fuel tank
- Maintenance-free, 72 amp-hr. (650 CCA) battery
- Power brakes with rear wheel anti-lock system
- Automatic locking front hubs (4x4)
- Gas shock absorbers
- 2,300-pound front springs (4x2)
- 3,190-pound rear springs (4x2)
- 2-speed transfer case (4x4)
- 5-speed manual overdrive transmission
- Chrome front bumper
- Tinted glass
- Aero-halogen headlamps with impact-resistant lenses
- Black LH/RH foldaway mirrors
- Removable tailgate with bright release handle
- Cargo box light
- Black scuff plates
- Voltmeter, oil pressure and temperature gauges with alert lights



## DIMENSIONS AND COLORS

### EXTERIOR DIMENSIONS

Cab Type	Series	WB (in.)	Box IL* (ft.)	IW max. Width (in.)	2WD		4WD		OAL (in.)†
					LH (in.)**	CH (in.)**	LH (in.)**	CH (in.)**	
<b>Styleside Pickup</b>									
Regular	F-150	117	6 1/4	70	30.2	69.8	33.3	73.8	194.1
	F-150	133	8	70	29.2	69.9	32.8	73.2	210.2
	F-250	133	8	70	32.5	73.0	34.2	75.7	210.2
	F-250 HD	133	8	70	34.4	74.4	36.3	76.7	210.2
	F-350	133	8	70	—	—	38.6	78.5	210.2
F-350 DRW	133	8	70	33.0	73.4	—	—	210.2	
SuperCab	F-150	139	6 1/4	70	31.4	72.1	33.7	74.6	215.9
	F-150	155	8	70	31.3	71.9	33.2	74.0	232.1
	F-250 HD	155	8	70	34.2	74.6	36.0	77.0	232.1
	F-350 DRW	155	8	70	32.9	73.9	—	—	232.1
	F-350	168	8	70	34.1	74.6	35.6	78.3	245.6
Crew Cab	F-350 DRW	168	8	70	32.9	74.1	—	—	245.6

\*Nominal. \*\*Estimated empty. See your Ford Dealer for details. †Without rear bumper. Add 4.5" for optional rear step bumper. See your Ford Dealer or Chassis-Cab catalog for Chassis-Cab and Stripped Chassis dimensions.

### COLORS

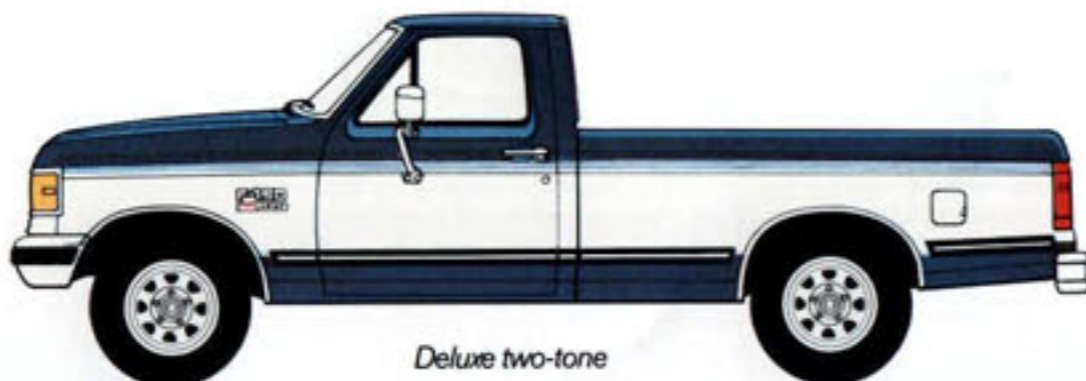
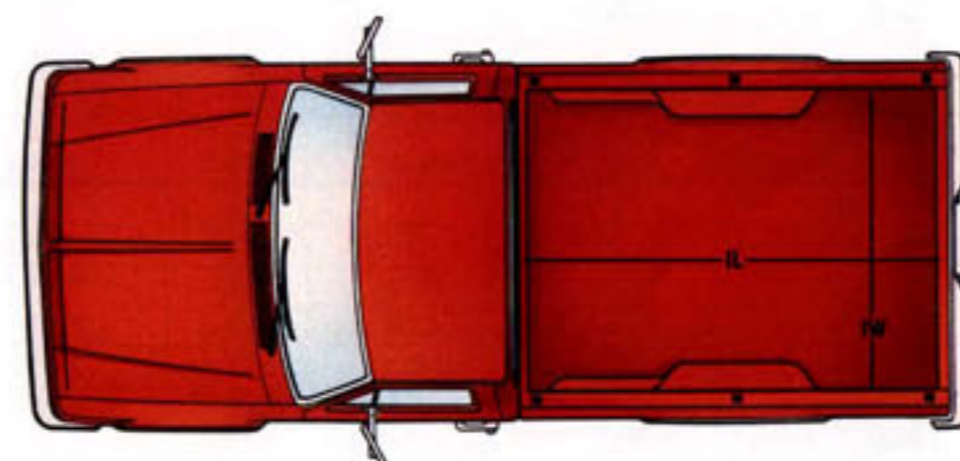
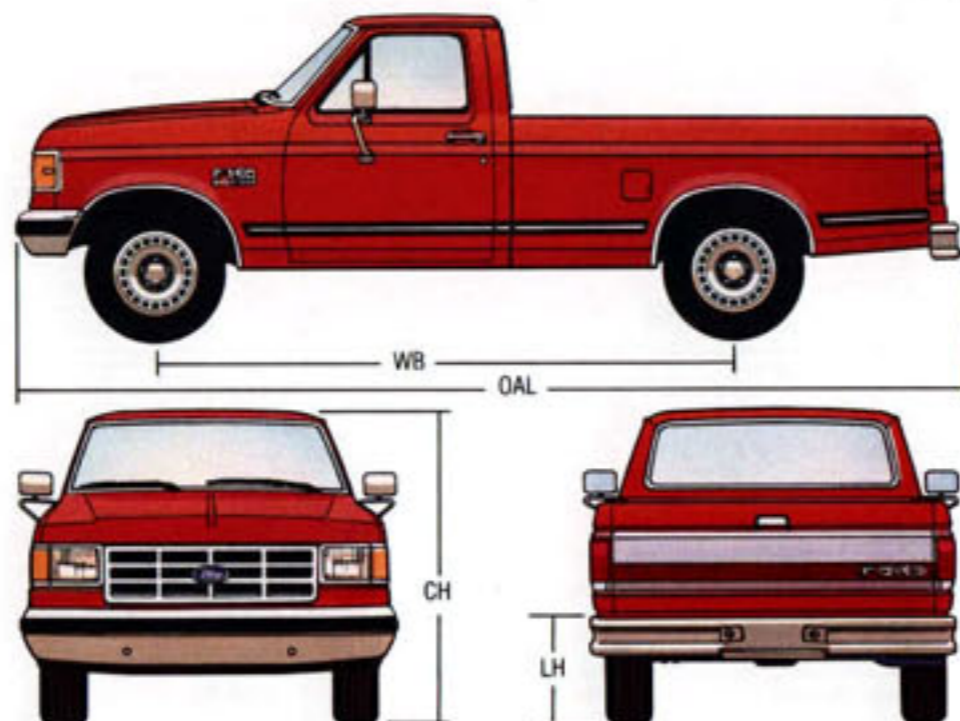
Interior Trim Colors				Exterior Paint Colors
Dark Charcoal	Crystal Blue	Scarlet Red	Chestnut	
X		X	X	Raven Black
X		X		Dark Grey Metallic
X	X	X		Medium Silver Metallic
X		X	X	Scarlet Red
X		X	X	Cabernet Red
			X	Alpine Green Metallic
	X			Bright Regatta Blue Metallic
X	X		X	Deep Shadow Blue Metallic
X	X	X	X	Colonial White
			X	Desert Tan Metallic
X			X	Tan
			X	Dark Chestnut Metallic

Some of these paint colors are shown in this catalog. On the printed page, of course, colors are at best only representative of the originals. Your Ford Dealer can show you actual samples of paint colors as well as interior trim materials.

### TWO-TONES

Deluxe two-tone includes accent color on the center bodyside area and tailgate, two-color tape stripe on the upper bodyside and upper/lower tailgate paint breaks, body-side/wheel lip moldings at the lower paint break, and two-color tape at paint breaks on dual rear wheel models. Deletes dual bodyside accent paint stripes with XL trim.

Combination two-tone includes Deluxe two-tone combined with roof two-tone.



■ Body Color  
□ Accent Color

## SAFETY AND OWNER BENEFITS

Ford Motor Company strongly encourages all passengers to use their safety belts. Ford urges the use of child restraints. Ford's easy-to-install Tot-Guard (for children 20 to 50 pounds) is available at all Ford Dealers. If a child restraint requires a top-lether, Ford trucks provide special anchorages.



### FORD LIFEGUARD DESIGN SAFETY FEATURES

#### Vehicle operation

- Split service hydraulic brake system with warning light
- Corrosion-resistant brake lines
- Turn indicator with lane-changing signal feature
- Hazard warning flasher
- Backup lamps
- Wraparound parking lamps coupled with headlamps
- Two-speed windshield wipers
- Windshield washers
- Outside rearview mirrors
- Glare-reduced instrument panel, windshield wiper arms and windshield pillars
- Uniform transmission shift quadrant with safety starting switch (on all vehicles equipped with automatic transmission)
- Clutch or neutral interlock for starter motor (on vehicles with manual transmissions)
- Continuously variable control illumination intensity (instrument cluster lighting)
- Safety hood latch system
- Function-rated windshield defroster system
- Tamper-resistant (non-reversing) odometer
- Speedometer with highlighted 55-mph
- Impact-activated fuel pump shut-off switch for electronic fuel-injection engines

#### Occupant protection

- Safety-designed front end structure
- Two-position door safety latches
- Integral lap and shoulder belts with automatic retractors for front outboard occupants
- Positive safety belt fastening reminder light and buzzer or chime for the driver's seat
- Lap belt for center front and all rear passengers. Lap/shoulder belts for Crew Cab rear outboard seating positions
- Energy-absorbing steering column and steering

- Energy-absorbing armrests and safety-designed door handles
- Energy-absorbing instrument panel with padding for right and center front passengers (where three passenger front seat is provided)
- Energy-absorbing sun visors
- Safety glove box latch
- Inside yieldaway rearview mirror
- Impact-absorbing laminated safety glass windshield
- Flame-resistant interior materials
- Safety-designed coat hook
- Safety-designed radio control knobs and push buttons

### 6-YEAR/60,000-MILE POWERTRAIN WARRANTY

Covers you and future owners, with no transfer fee, for 6 years or 60,000 miles, whichever comes first. This limited warranty covers major powertrain components. Ask your dealer for a copy of this warranty.

### 6-YEAR/100,000-MILE CORROSION PROTECTION

F-Series' corrosion warranty coverage for outer body panel rust-through is 6 years or 100,000 miles, whichever comes first. See your Ford Dealer for a copy of this limited warranty.

### SCHEDULED MAINTENANCE

Here are some examples of normal scheduled maintenance intervals for the 1990 F-150 4x2 equipped with a 4.9L EFI 6-cylinder engine. For complete recommendations refer to the F-Series Scheduled Maintenance Booklet.

Engine oil change	.....	each 7,500 miles or 6 months
Spark plug change	.....	each 30,000 miles
Air filter replacement	.....	each 30,000 miles
Engine coolant replacement	.....	each 30,000 miles or 3 years



Participating Ford Dealers offer the Lifetime Service Guarantee, which guarantees their customer-paid work on your Ford vehicle for as long as you own it. A covered repair is paid for once. If it ever has to be fixed again, the repairing dealer will fix it free. Ask to see a copy of the Lifetime Service Guarantee when you visit your participating Ford Dealer.



Optional Ford Extended Service Plans cover major components on new Ford cars and light trucks for longer than the vehicle's basic warranty. Your Ford Dealer has full details.



Genuine Ford and Motorcraft original equipment replacement parts meet the same high standards as those installed in production.



The leasing alternative is available to qualified applicants through your participating Ford Dealer, who can arrange a Red Carpet Lease\* tailored to your circumstances through Ford Credit. A wide variety of financing plans are also available.

### FUEL ECONOMY

1990 EPA mileage estimates were not available at the time this publication was approved for printing. As soon as information is available, your Ford Dealer will be among the first to receive it and will be happy to pass it along to you.

### OPTIONS AVAILABILITY

Options shown or described in this catalog are available at extra cost and may be offered only in combination with other options or subject to additional ordering requirements or limitations.

### PRODUCT CHANGES

Ford Division reserves the right to change product specifications at any time without incurring obligations.

### "ASK YOUR FORD DEALER"

Following publication of this catalog, certain changes in standard equipment, options, prices and the like, or product delays, may have occurred which would not be included in these pages. Your Ford Dealer is your best source for up-to-date information.

---

## **Best-Built American Trucks.**



**This is based on an average of consumer-reported problems in a series of surveys of '81-'89 models designed and built in North America.**