



In a world of limitless possibilities, there's only one place to start: at the top. The all-new, completely redesigned 2003 Expedition can take you there, leaving the competition far behind. Inside, Expedition's versatility is unmatched in its class, thanks to innovative features that competitors just don't offer. Outside, its new stance and class-exclusive, double-wishbone, fully independent rear suspension deliver a smooth ride and precise control. And, of course, Expedition puts safety at the top of the list by protecting you with the most comprehensive safety and security package available on any full-size SUV.

Stretch. Reach. Extend your range.





XLT

Flexible nine-passenger seating, cavernous cargo capacity, 4x2 or 4x4 capability and massive towing power. Expedition XLT has everything you buy a full-size SUV for. It also has a multitude of standard innovative and surprising features you might not expect. Like its smooth (not to mention, class-exclusive) fully independent rear suspension, fold-flat 2nd- and 3rd-row seating so you never have to remove a seat to load cargo (you won't find that on the competition), 2nd-row slide-forward center seat, dual media AM/FM stereo/cassette/CD, Personal Safety System™, power adjustable accelerator and brake pedals, driver's door keyless entry keypad, power heated outside mirrors...

Well, you get the idea.



EDDIE BAUER

Canyonlands, countryside or concrete, Expedition gives you what you want for trekking the earth or cruising the highway – plenty of latitude. Eddie Bauer, the ultimate Expedition, combines rugged capability with high refinement. Leather seating surfaces, driver's seat/mirror/pedal position memory recall, audio/climate controls mounted on the steering wheel, electronic automatic temperature control and a reverse sensing system that uses both radar and sonar are just a few of its standard amenities. Options include class exclusives like a power fold-flat 3rd-row 60/40 seat, heated *and cooled* front seats (with a power passenger's seat) and an in-dash navigation system.

Eddie Bauer offers them all.
The competition? Don't even ask.



Journey to the lakeside cabin in a fully equipped, fully packed Eddie Bauer.*

- 1 Ready to go. Open the liftgate, effortlessly power down the 3rd-row seat (it magically folds flat into the cargo floor). Everything fits. Now load the kids.

Put in the child safety seat. Lower anchors in all 2nd-row seats make it a snap. And it's nice to know that the Ford Personal Safety System™ and available Safety Canopy™ System are there, just in case.
- 2 Lunchtime. Those 20-ounce drinks fit right into door-mounted cupholders. Junior wants a juice box. The center section of the 2nd-row seat slides forward nearly 11" so he's within arm's reach.
- 3 Merge onto the highway. The 5.4L V8's 260 hp and class-leading 350 lb.-ft. of torque really kick in to get Expedition up to cruising speed.
- 4 The Control Trac® 4x4 system provides a mode for every driving situation. Put it into 2HIGH (2H) to operate in 4x2 mode for improved fuel economy. Now, pop a DVD into the rear entertainment system or hook up a video game.
- 5 Exit the highway. Around the curve, the power variable-assist rack-and-pinion steering provides great response. And if the road is slick, Expedition's AdvanceTrac™ electronic stability enhancement system helps keep things under control.
- 6 Stop at the marina to pick up the boat. Drop Expedition into 4LOW (4L) for maximum traction on the launch ramp. Expedition can tow up to 8,900 lbs. (when properly equipped). Extra-large heated power mirrors sure help.

Switch drivers. The memory feature for the driver's seat, mirrors and power adjustable pedals recalls the right positions.
- 7 On the back roads, where the pavement ends, Expedition's double-wishbone, fully independent rear suspension makes the ride smooth and controlled. Everyone is comfortable, even on the rutted mountain paths.
- 8 Now, where is that cabin? Turn on the navigation system, and turn-by-turn audible directions and a full-screen color map display lead the way.
- 9 Surprise. Deer in the road. Expedition's large 4-wheel disc brakes with ABS and electronic brake force distribution provide a smooth, controlled stop without wheel lockup. Phew.
- 10 Almost there. Stop at the bait shop. Oops, locked the keys in the car. No problem. Just punch in the code on the keyless entry keypad.
- 11 Made it in time for dinner. Grab the poles. The trout are biting.

*Some equipment may be optional.



EDDIE BAUER INTERIOR

The view is spectacular – even inside Expedition. Every interior detail, right down to the position of the door handles, was carefully considered to put things within “easy reach” zones for all passengers. So the 20-ounce cupholders are right at your fingertips, and Eddie Bauer’s duplicate audio/climate controls are located on the steering wheel so the driver can easily adjust the 340-watt, 6-disc Audiophile in-dash CD player without removing a hand from the wheel.

Premium leather seating surfaces, standard on Expedition Eddie Bauer, provide buttery-rich softness and make for easy cleanups. And, with the climate-controlled seating option, both front seats include six-way power and are heated and cooled.



XLT INTERIOR

Expedition XLT provides tailored comfort – and lots of it. With the front bench seat (shown left), **XLT can accommodate up to nine passengers.**



OF VERSATILITY

Flexibility that no one in the class can match.



1

1 While other SUVs brag about their removable seats, the all-new Expedition doesn't require you to remove a thing. **2nd- and 3rd-row seats fold flat** into the load floor. No lifting required.

And, no other full-size SUV offers an available **power-folding 3rd-row seat** that disappears into the load floor at the touch of a button.

2 The **3rd-row 60/40 split bench** has the most hip room and leg room in the class – even more than the larger Chevrolet Suburban. The outboard seats include adjustable head restraints, and the center position includes a tether anchor

for a child safety seat. All 3rd-row seats include 3-point safety belts.

3 The **2nd-row 40/20/40 split bench** provides the most hip room and leg room in the class. Outboard seats have adjustable head restraints. And all seats have lower anchors and upper tether anchors (LATCH) for child safety seats, plus 3-point safety belts.

4 **2nd-row outboard seats fold and flip forward** for easy access to the 3rd row.

5 The **class-exclusive slide-forward 2nd-row center seat** moves up nearly 11" for easy access to an infant or child.

6 Any section of the **40/20/40 2nd-row split bench** can be folded down for **pass-through of cargo** (even skis or surfboards) while leaving plenty of space for passengers.

7 With the 2nd- and 3rd-row seats folded down, Expedition has more than **110 cubic feet of cargo space** – the largest in the class, as measured without removing seats. And, with the most rear cargo width at the wheelhouses, it swallows 4'-wide materials. While it's cavernous inside, Expedition still fits into a typical garage.



2




3



4



5



9-Passenger Seating

8-Passenger Seating

7-Passenger Seating



6



7



OF COMFORT

Comforts, conveniences and controls for every seat in the house.

1 Expedition's **command center** includes large gauges, distinctive satin-steel accents and easy-to-reach controls for the auto headlamps, steering-wheel-mounted speed control and shift-on-the-fly 4x4 system. Eddie Bauer adds a message center, Audiophile 6-disc in-dash CD changer, duplicate steering wheel controls for the audio/climate systems, and electronic automatic temperature control.



2 The **Electronic Automatic Temperature Control (EATC)** system, standard on Eddie Bauer, maintains comfort for all passengers and includes an outside temperature readout.

3 Never get lost again – unless that's part of your adventure. Expedition's available **class-exclusive in-dash navigation radio system** uses global positioning satellites to track your location and guide you to your destination. View a complete map, choose turn-by-turn audible instructions, even locate the nearest restaurant. This unique system includes an Audiophile 6-disc console-mounted CD changer. Convenient.

4 The **message center**, standard on Eddie Bauer and available on XLT, delivers up-to-the-minute information on outside temperature (XLT), average fuel economy, distance to empty, and several other diagnostics. It also includes a compass, trip timer/odometer and provides tire pressure monitoring* (when equipped).

5 The **Audiophile sound system**, standard on Eddie Bauer, includes a 6-disc in-dash CD changer, 340 total watts of peak power and seven speakers, including an 8" subwoofer.

*Late availability.



OF COMFORT

Comforts, conveniences and controls for every seat in the house.

- 6 Here's something else you won't find on the competition: available **heated and cooled front seats**. This option also includes a power passenger's seat.
- 7 Standard **power adjustable accelerator and brake pedals** make driving more comfortable. Eddie Bauer even includes memory recall for the pedals, power outside mirrors and the driver's seat.
- 8 Park your PDA or wallet in the **front center console's outside pocket**. Handy.
- 9 Expedition has the **largest front center console in the class**, with enough room to keep a notebook computer or plenty of fishing gear.
- 10 Expedition's available **factory-installed rear-seat DVD entertainment center**

features a 7" ceiling-mounted LCD screen for a crisp, clear picture. The system includes a convenient remote control, video jacks for games, and two headphone jacks located on the center console.

- 11 **Power moonroof** optional on most models.
- 12 **2nd-row audio/climate controls**, standard on Eddie Bauer and available on XLT, allow rear occupants to choose their own music and listen through headphone jacks. Overhead heating/cooling vents and floor ducts let them keep comfy.
- 13 The **full-size overhead console**, standard on Eddie Bauer and available on XLT, includes dual sunglass pockets, a conversation mirror and front auxiliary climate controls.



EXTEND
YOUR
RANGE

OF DRIVING CONTROL

Expedition's all-new independent rear suspension is only rough on the competition.



- 1 **Expedition is the only full-size SUV with a double-wishbone, fully independent rear suspension.** This innovative system allows each wheel to respond to dips and bumps independently. Unlike solid rear axle suspensions on competitors, which can transfer weight side to side over rough terrain or in sudden maneuvers, the independent rear suspension works to deliver a smooth ride (even in the 3rd row) and precise handling.

The benefits don't end there. Expedition's independent rear suspension design provides room for the 3rd-row seat to fold flat, **lowers the step-in height and increases ground clearance.**

Unlike many SUVs, Expedition's **frame is hydroformed:** molded from a steel tube by 17,400 lbs. per square inch of hydraulic pressure. This process is more precise than stamping, and creates a more uniform wall thickness for better resistance to twisting.

Expedition's **independent front suspension** is a double-wishbone, coil-on-shock design that absorbs road shocks for a smooth ride and precise handling.

For responsive control, Expedition features an all-new **power variable-assist rack-and-pinion steering** system that varies the amount of power steering assist in relation to engine speed.

Expedition's engine mounts, suspension joints and frame are designed to prevent or **soak up noise and vibration.** Special foam is used throughout the body to stiffen Expedition's structure and dampen sound. And the passenger cabin is better sealed to reduce wind noise.

- 2 Expedition is the **only full-size SUV to offer the AdvanceTrac™ electronic stability enhancement system with a locking transfer case.** If the system senses oversteer or understeer, it automatically adjusts braking and throttle to match the vehicle's direction to the driver's intention. Translation: It helps you maintain control, especially in slippery conditions or on uneven road surfaces.





POWER AND PERFORMANCE

Expedition's range of power goes from a lot... to a lot more. The available, award-winning 5.4L Triton™ V8 features a cast-iron block and aluminum cylinder heads. It generates 260 hp @ 4500 rpm and 350 lb.-ft. of torque @ 2500 rpm. This gives Expedition best-in-class torque and a class-leading towing capacity of 8,900 lbs. (when properly equipped). And, Expedition's robust 4-speed automatic transmission features an automatic tow/haul mode. Add a hitch to the standard Class IV receiver with dual integrated 4-pin and 7-pin wiring harnesses, and Expedition is towing-ready.

The new 4.6L Triton™ V8 provides 232 hp @ 4750 rpm and 291 lb.-ft. of torque @ 3450 rpm. Both engines are not only responsive, but responsible. Proof? Expedition provides the cleanest emissions in the class.*

*Based on ozone-forming potential per "California Cleanest Vehicle" methodology. Competitive comparisons based on publicly available information and Ford certification data at time of printing.



OF SAFETY

More innovative systems from the full-size SUV safety leader.



1 In its class, **only Expedition offers the integrated Safety Canopy™ System.** This available system uses advanced sensors to deploy a side air curtain in certain side-impact collisions or rollover events. The airbag covers approximately two-thirds of the 1st- and 2nd-row side glass. It stays inflated for a longer duration to provide enhanced head and shoulder protection and, along with the use of safety belts, helps to keep occupants in the vehicle.

2 Expedition's vented **four-wheel disc brakes with anti-lock braking are the largest in the class.**

Every Expedition also features the **new brake assist system.** This advanced system recognizes an emergency braking situation and automatically applies the



full force of the brakes – faster than the driver could do it. The system can reduce stopping distances by as much as 20% in certain situations.

Expedition's **electronic brake force distribution system** automatically balances the brake force proportioning for various vehicle load conditions.



The original Expedition was the only full-size SUV to achieve a double 5-star government frontal crash test rating. The all-new Expedition builds on this safety heritage. At the core: the **Ford Personal Safety System™**. The system includes dual stage airbags*, crash severity sensors, safety belt pretensioners, driver's seat position sensor, safety belt usage sensor, and energy management retractors. It quickly estimates accident severity and certain occupant conditions, then manages the front belts' tension and front airbag deployment energy levels to provide improved protection for occupants.



3 Expedition's bumper is **compatible with the height of passenger car bumpers** so it is friendlier to other vehicles in the event of a collision.

4 Expedition's **SecuriLock™ passive anti-theft system** has a digital transponder embedded in the ignition key. The engine will start only when the proper code is received. No code, no start – helping to prevent theft. The code is reset randomly to one of 72 quadrillion possibilities.

*Always wear your safety belt and secure children in the rear seat.





OF EXCLUSIVITY

CLASS EXCLUSIVES

- 1 Fold-flat-to-load-floor 2nd- and 3rd-row seats
- 2 Power-fold 3rd-row seat
- 3 2nd-row slide-forward center seat
- 4 Reverse sensing system that uses both radar and sonar
- 5 Heated/cooled driver and front passenger seats
- 6 Navigation system
- 7 Driver's door-mounted keyless entry keypad
- 8 Power adjustable accelerator/brake pedals
- 9 Tire pressure monitoring system*
- 10 Double-wishbone, coil-over-shock, fully independent rear suspension
- 11 Dual integrated 4-pin and 7-pin trailer tow connectors
- 12 AdvanceTrac™ electronic stability enhancement system (with a locked transfer case)
- 13 Safety Canopy™ System with rollover sensors
- 14 Ford Personal Safety System™

BEST-IN-CLASS

- 1 Largest cargo volume as measured without removing seats (more than 110 cubic feet)
- 2 Most 1st-, 2nd- and 3rd-row hip room (also more hip room in all rows than Chevrolet Suburban)
- 3 Most 2nd- and 3rd-row leg room (also more 3rd-row leg room than Chevrolet Suburban)
- 4 Most rear cargo width at wheelhouse
- 5 Largest front center console
- 6 Largest towing capacity (8,900 lbs. when properly equipped)
- 7 Most available torque
- 8 Largest rear axle
- 9 Largest brakes
- 10 Widest front and rear track
- 11 Largest exterior mirrors
- 12 Full-size SUV safety leader
- 13 Cleanest emissions**

*Late availability. **Based on ozone-forming potential per "California Cleanest Vehicle" methodology. Competitive comparisons based on publicly available information and Ford certification data at time of printing. Some features discussed may be optional.



OF CONVENIENCE

Refined exterior features add convenience and style.



1 Expedition's dual-speed/intermittent rear wiper system is unique among full-size SUVs. **The wiper is mounted on the flip glass**, while the drive motor is mounted in the liftgate. Advantage: a cleaner rear view and no "thud" when the wiper is turned on or off.



2 Expedition's exterior **door handles pull straight out**, so they're easy to open, even with gloves on.



3 Expedition's new **power exterior mirrors are the largest in the class** for wide-reaching visibility. And they're heated for all-weather views. Each mirror has a security approach lamp that illuminates the ground when the remote key fob is activated. The light goes off automatically after 25 seconds or when the ignition is turned on. Eddie Bauer exterior mirrors also include **integrated turn signals**.

4 See and be seen with the **jeweled quad-beam headlamps**. Each headlamp has two halogen bulbs and bright chrome reflectors for high visibility, plus integral park/turn lamps.

5 When Mother Nature is unkind, **fog lamps** cut through the haze. They're standard on Eddie Bauer and most XLT models.

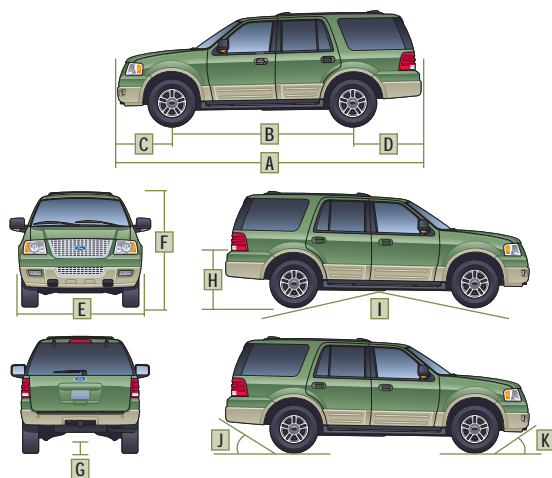
6 Two **remote control key fobs** are standard.

7 In addition to the remote key fob, Expedition is equipped with a driver's door-mounted **keyless entry keypad**. No other full-size SUV provides this. Simply enter your personal identification number (PIN) to lock or unlock the doors.

8 Only Expedition (in the class) offers a **reverse sensing system** that combines sonar and radar to alert the driver to closing distance when backing toward an object. It's standard on Eddie Bauer.



SPECIFICATIONS



Exterior	4x2/4x4
A. Overall length	205.8"
B. Wheelbase	119.0"
C. Overhang – front	38.6"
D. Overhang – rear	48.2"
E. Overall width	78.7"
F. Height (includes roof rack)	77.6"/77.4"
G. Ground clearance (min.)	8.9"
Ground clearance (rear axle)	10.5"
H. Load floor height	34.4"/34.3"
I. Ramp breakover angle	17.1°
J. Angle of departure	19.1°/19.2°
K. Angle of approach	22.3°/22.2°
Interior	
1st row	
Head room	39.7"
Shoulder room	63.4"
Hip room	63.0"
Leg room	41.2"
2nd row	
Head room	39.8"
Shoulder room	64.3"
Hip room	62.4"
Leg room	38.7"
3rd row	
Head room	38.2"
Shoulder room	60.1"
Hip room	54.5"
Leg room	36.3"
Cargo (cu. ft.)	
Maximum cargo volume	110.5
Behind 2nd row	60.9
Behind 3rd row	20.6

STANDARD FEATURES

Mechanical/Body

4.6L or 5.4L V8 engine (see chart)
 4-speed automatic transmission with overdrive and automatic tow/haul mode
 4-wheel coil-over-shock, double-wishbone independent suspension
 4-wheel power disc brakes with ABS, electronic brake force distribution and brake assist
 Battery saver
 Body-on-frame construction
 Control Trac® 4-wheel-drive system (4x4 models only)
 Fuel tank – 28-gallon capacity
 Power variable-assist rack-and-pinion steering
 Spare tire – Full size, underbody crank-down
 Stabilizer bars – Front and rear

Safety/Security

Personal Safety System™ with dual stage airbags, safety belt pretensioners, energy management retractors, safety belt usage sensing, driver's seat position sensing and crash severity sensing
 Airbags – Driver and right front passenger, dual stage
 Belt-Minder™ safety belt reminder
 Lower anchors for child safety seats – 2nd row (3); upper tether anchors for child safety seats – 2nd row (3), 3rd row (1)
 Safety belts – 3-point for all outboard positions and 2nd-/3rd-row center positions
 SecuriLock™ – Passive anti-theft system
 Side intrusion door beams

Seating

1st-row 40/60 high-back split-bench seat or captain's chairs – model specific (see chart)
 2nd-row 40/20/40 split-bench seat with slide-forward feature for center section – Reclines and folds flat, E-Z entry on both sides to 3rd row
 3rd-row 60/40 split-bench seat – Folds flat to floor

Interior

Accessory delay for power features
 Air conditioning
 AM/FM premium stereo with CD/cassette dual media (XLT); AM/FM Audiophile with 340-watt in-dash 6-disc CD player (Eddie Bauer)
 Assist handles – 1st row (3), 2nd row (2)
 Automatic headlamps
 Coat hooks – 2nd row (2), 3rd row (2)
 Compass
 Cupholders – 9, 10 or 11 (depending on configuration)


Door trim panels with map pockets and cupholders (up to 20-ounce)
 Dual-blade sunvisors
 Floor mats – Front and rear
 Glove compartment with lock
 Head restraints – All outboard positions
 Instrumentation – Analog with voltmeter, oil pressure, water temperature, speedometer/odometer, tachometer and fuel gauge
 Lights – Underhood, glove compartment, front door approach, front dome/map, rear cargo, illuminated entry, theater dimming feature
 Power adjustable accelerator and brake pedals
 Power door locks with rear door child safety locks
 Power driver's seat
 Power points – Instrument panel and rear cargo area (plus 2 in center console, if equipped)
 Power windows – With one-touch-down driver's side feature
 Rear cargo area storage bins
 Rear floor air ducts
 Remote keyless entry system – 2 key fobs
 Shoulder belt height adjusters – 1st-/2nd-row outboard positions
 Speed control
 Tilt steering column

Exterior

Antenna – Concealed in rear-quarter glass
 Door and liftgate handles – Color-keyed
 Headlamps – Reflector quad beam system with integral park/turn lamps
 Keyless entry keypad
 Liftgate with flip-up glass
 Low-profile roof rack with cross bars
 Lower bodyside cladding – Accent color on XLT, Arizona Beige on Eddie Bauer
 Power heated outside mirrors with security approach lamps and fold-away design (XLT); integrated turn signals (Eddie Bauer)
 Privacy glass (rear glass, quarter windows and backlight)
 Rear defroster
 Solar tinted glass (front side glass and windshield)
 Taillights – Complex reflectors with built-in back-up lighting
 Tow hooks – Front (4x4 only)
 Trailer tow – Class IV receiver with 4-pin and 7-pin connectors
 Wheels, 17"
 Windshield wipers – Front: speed-sensitive/variable intermittent with 3 fluidic washers; rear: 2-speed intermittent with washer

Competitive comparisons based on publicly available information and Ford certification data at time of printing. Some features discussed may be optional. Vehicles shown may contain optional equipment. Features shown may be offered only in combination with other options or subject to additional ordering requirements or limitations. Following publication of the catalog, certain changes in standard equipment, options and the like, or product delays, may have occurred which would not be included in these pages. Your Ford Dealer is the best source for up-to-date information. Ford Division reserves the right to change product specifications at any time without incurring obligations.

PAINT AND TRIM COLORS



Oxford White



Arizona Beige Metallic



Laser Red Tinted Metallic



Estate Green Metallic




Aspen Green Metallic



Medium Wedgwood Blue Metallic



True Blue Metallic



Silver Birch Metallic



Dark Shadow Grey Metallic



Black



Flint Grey Two-Tone Cloth



Med. Parchment Two-Tone Cloth



Flint Grey Leather



Med. Parchment Leather



Med. Parchment Two-Tone Leather

INTERIOR/EXTERIOR COMBINATIONS

Flint Grey

Medium Parchment

XLT

- ■ Oxford White
- ■ Arizona Beige Metallic
- ■ Laser Red Tinted Metallic*
- ■ Estate Green Metallic
- ■ Aspen Green Metallic*
- ■ Medium Wedgwood Blue Metallic
- ■ True Blue Metallic*
- ■ Silver Birch Metallic*
- ■ Dark Shadow Grey Metallic*
- ■ Black

Eddie Bauer

- Oxford White
- Laser Red Tinted Metallic*
- Estate Green Metallic
- Aspen Green Metallic*
- Medium Wedgwood Blue Metallic
- Black

*New for 2003.



XLT Flint Grey Leather Seat



Eddie Bauer Medium Parchment Two-Tone Leather Seat

WHEELS



17" Steel Wheel**

Standard with painted finish on XLT Value
Standard with chrome finish on XLT FX4 Off-Road (shown)



17" Bright Alloy Wheel

Standard on XLT Popular and XLT Premium



17" Bright Alloy Wheel with Satin-Nickel Inserts
Standard on Eddie Bauer

Ford uses clearcoat paint for beauty and protection. Colors shown are representative only. See your dealer for actual paint/trim options.

**Late availability.