



MERCURY

MERCURYVEHICLES.COM

MERCURY TEST DRIVE 888.566.8888

CUSTOMER ASSISTANCE 800.521.4140

ROADSIDE ASSISTANCE 800.241.3673

SABLE  
2005



MERCURY





## DISCOVER STYLE AND VERSATILITY. TWICE.

EXPERIENCE MERCURY SABLE IN MOTION.

Spacious cargo capacity. Flexible interior environments. Plenty of configurations and model choices. The way some manufacturers talk, you'd think these were new ideas. In Mercury Sable Sedan and Wagon, these "discoveries" have already been perfected. So we've focused our energy on infusing Sable and the expanding lineup of Mercury vehicles with innovative technology, progressive style, modern design cues and eye-catching details. Clearly, the time to discover Mercury is now.

[available packages] The Monotone Wagon Package adds a touch of personal style to LS Wagon, shown below in Light Tundra Metallic. A Platinum Edition Package enhances the elegant good looks of LS Sedan, shown at right in Silver Frost Metallic.





**ROOM WITH QUITE A VIEW** Wherever you look, you'll discover rewards that elevate Mercury Sable into a league of its own. Triple-sealed doors help keep road noise at bay. Rear-floor heat ducts maintain comfort throughout the cabin. Leather-trimmed seats are available on all models, accented by a standard wood- and leather-trimmed steering wheel and faux-wood shift knob on LS Sedan and Wagon (shown). Even 6-passenger seating, a rarity in its class, is standard on GS Sedan. To accommodate a 6th person, its unique front-row flip-fold center console folds up to form the seat bottom. Otherwise, just flip it forward to reveal dual cupholders, a tray for sunglasses and a generous storage bin.

Mercury Sable is so delightful, in fact, that it has been recognized by Polk for having the Highest Model Loyalty in the Midsize Car Segment.\* With all that Sable provides, it should come as no surprise.

\*According to R. L. Polk statistics for the Midsize Car category in the 2002 model year, Sable ranked highest by having the greatest percentage of households return to purchase or lease another Sable.



[available leather trim] Your Sable, your way. As a stand-alone option on all models or as part of the LS Premium Package on LS Sedan and Wagon, leather-trimmed seats (shown in Medium Graphite) add ample luxury. Versatility comes with a standard 60/40 split-folding rear seat that folds on both sides to transport longer items.

#### LS SEDAN/WAGON STANDARD FEATURES

Auto-dimming rearview mirror eases night driving by automatically dimming the glare of headlamp reflections.

Wood- and leather-trimmed 4-spoke steering wheel and faux-wood shift knob add elegance.

#### LS SEDAN/WAGON AVAILABLE OPTIONS

MACH® Audio System features an AM/FM stereo/cassette and 6-disc CD changer, 6 strategically placed premium speakers, an external amplifier and vehicle-specific equalization.

LS Premium Package includes Electronic Automatic Temperature Control, automatic headlamps and leather-trimmed seats.

Visor-mounted HomeLink® Universal Transceiver activates your garage door opener and up to 2 other home-based units.

SABLE AVAILABLE FEATURES

GS SEDAN  
LS SEDAN  
LS WAGON

**POWERTRAIN/FUNCTIONALITY**

- 3.0L OHV 12-valve Vulcan V-6
- 3.0L OHV 12-valve Vulcan V-6 FFV
- 3.0L DOHC 24-valve Duratec V-6
- Anti-lock Brake System (ABS)
- Power 4-wheel disc brakes
- Power, front disc and rear drum brakes
- Rear independent Quadralink suspension with struts, coil spring and stabilizer bar
- Rear independent Short- and Long-Arm (SLA) suspension with shocks, coil springs and stabilizer bar

**INTERIOR**

- 5-passenger seating with dual front recliners, front seatback map pockets, 2-way head restraints and floor shifter/console
- 6-passenger seating with dual front recliners, front armrest, front seatback map pockets, 2-way head restraints and flip-fold center-console seating
- 6-way power driver's seat with manual lumbar
- AM/FM stereo/cassette player
- AM/FM stereo/single-CD player
- MACH® Audio System with AM/FM stereo/cassette, 6-disc CD changer, external amplifier and 6 premium speakers
- Auto-dimming rearview mirror
- Cargo-area courtesy light and map lights
- Day/night rearview mirror
- Fully trimmed luggage compartment with low liftover height
- HomeLink® Universal Transceiver for up to 3 remote-controlled devices
- Illuminated visor vanity mirrors
- Leather-trimmed seats
- Locking under-floor and right-rear-quarter storage
- Power front-passenger's seat (requires leather-trimmed seats)
- Power moonroof
- Tie-downs on loadfloor
- Trunk tie-down on decklid
- Wood- and leather-trimmed steering wheel and faux-wood shift knob

GS SEDAN  
LS SEDAN  
LS WAGON

**EXTERIOR**

- Body-color bodyside moldings
- Body-color bodyside moldings with bright inserts
- Dual power, heated, body-color sideview mirrors with security approach lamps
- Fixed-mast antenna
- Power antenna
- Fog lamps
- Keyless entry keypad (driver's-door-mounted)
- Luggage rack with adjustable crossbars and tie-downs
- Rear bumper with molded-in step pads
- Rear decklid spoiler
- Rear window wiper/washer

**SAFETY/SECURITY**

- Perimeter anti-theft system
- Security approach lamps (under sideview mirrors)

**PACKAGES**

- LS Premium Package – AM/FM stereo/cassette player, Electronic Automatic Temperature Control, automatic on/off headlamps with delay, and leather-trimmed seats
- Monotone Wagon Package – Body-color grille surround and bodyside moldings, and unique 14-spoke machined-aluminum wheels (requires LS Premium Package)
- Platinum-Edition Package – Monochromatic exterior with body-color grille, decklid appliqué and bodyside moldings; select satin-aluminum-finish interior trim; unique 14-spoke machined-aluminum wheels; unique "Platinum Edition" fender badge; two-tone leather-trimmed front and rear seats; and rear decklid spoiler (requires LS Premium Package)
- Secure Group – Side-impact airbags for driver and right-front passenger, and All-Speed Traction Control (requires ABS on GS Sedan)
- Wagon Group – 2-passenger, rear-facing, 3rd-row seat; and retractable cargo cover

● Standard ○ Optional ● Included as part of a Package



SPECIFICATIONS

	GS	LS
Engine	3.0L OHV 12V Vulcan V-6	3.0L DOHC 24V Duratec V-6
Horsepower @ rpm	153 @ 5000	201 @ 5500
Torque: lb.-ft. @ rpm	186 @ 3250	207 @ 4500
Compression ratio	9.4:1	10.5:1
Transmission	Electronic automatic 4-speed with overdrive	Electronic automatic 4-speed with overdrive
Axle ratio	3.96:1	3.96:1
Curb weight (Sedan/Wagon)	3308 lbs./—	3294 lbs./3480 lbs.

Dimensions (in.) front/rear	SEDAN	WAGON
Head room	39.8/36.7	39.4/38.9
Leg room	42.2/38.9	42.2/38.5
Shoulder room	57.3/56.6	57.3/56.7
Hip room	54.4/55.7	54.4/55.4
Length	199.8	197.8
Width (incl. mirrors)	79.7	79.7
Height	55.5	57.8
Wheelbase	108.5	108.5
Track width	61.6/62.1	61.6/62.1
Cargo volume (cu. ft.)	16.0	38.8
Wagon (2nd-row seat folded)	—	81.3
Seating capacity*	5 or 6	5 or 7

\*Based on front seat style.



WHEELS

Standard on GS Sedan

16" DELUXE LOCKING WHEEL COVER



Standard on LS Sedan and Wagon, Available on GS Sedan

16" 6-SPOKE MACHINED-ALUMINUM



Standard on LS, Platinum-Edition Sedan and Monotone Wagon

16" 14-SPOKE MACHINED-ALUMINUM



Available on LS Sedan and Wagon

16" 5-SPOKE CHROMETEC™ ALUMINUM



SABLE STANDARD FEATURES

**POWERTRAIN/FUNCTIONALITY**

- 100,000-mile tune-up interval\*\*
- Electronic automatic 4-speed transmission with overdrive
- Front independent MacPherson-strut suspension with coil springs and stabilizer bar
- Front-wheel drive
- Power, speed-sensitive (Duratec only), variable-assist rack-and-pinion steering

**EXTERIOR**

- 2-speed variable-intermittent windshield wipers
- Chrome grille
- P215/60R16 all-season tires
- Power-adjustable sideview mirrors
- Solar-tinged glass

**INTERIOR**

- 60/40 split-folding rear seatback
- Accessory delay
- Air conditioning with particulate air filtration
- AM/FM stereo/cassette with 4 speakers
- Analog gauges with speedometer, tachometer, temperature gauge, odometer, trip odometer, fuel gauge and message center
- Dual center-console-mounted cupholders
- Integrated control panel with climate, audio, rear-window defroster and clock controls
- Interior lighting with delayed-off dome light
- Map pockets in front doors and front seatbacks
- Power door locks with nighttime illumination and single-key ignition/global entry
- Power points (2)
- Power windows with one-touch-down driver's-side feature
- Rear floor heat ducts
- Rear grab handles with integral coat hooks
- Remote keyless entry system with 2 key fobs with panic alarm button and illuminated entry system
- Side-window demisters and full windshield defroster
- Steering wheel with illuminated speed controls
- Tilt steering column with steering-wheel-mounted speed control with tap-up/tap-down feature

**SAFETY AND SECURITY**

- Battery saver
- Child-safety rear door locks
- Lower anchors and tether anchors for children (LATCH) with 2 rear outboard lower and 3 rear upper tether anchors
- Personal Safety System™ with dual-stage driver and right-front-passenger airbags† crash severity sensing system, front outboard safety belt usage sensors, driver's-seat position sensor, front outboard safety belt pretensioners and safety belt energy-management retractors
- Safety belts – Front and rear outboard 3-point safety belts with front outboard height-adjustable D-rings, manual lap belt for front-center seat and 3-point safety belt for rear-center seat occupants
- SecuriLock® passive anti-theft system

\*\*Under normal driving conditions with routine fluid and filter changes  
†Always wear your safety belt and secure children in the rear seat.

RESOURCES AND SERVICES



Get the ride you want. Whether you plan to lease or finance, you'll find the choices that are right for you at Ford Credit. Ask your Lincoln Mercury Dealer for details or check us out at [fordcredit.com](http://fordcredit.com).

Mercury Personal Consultant

To ensure we're offering our customers the best service possible, we proudly offer the Mercury Personal Consultant. Just visit our Web site at [mercuryvehicles.com/pc](http://mercuryvehicles.com/pc) and one of our manufacturer's representatives will help with anything from price quotes to product features to arranging a test drive at your local Lincoln Mercury Dealer -- at no cost or obligation.

Ford Extended Service Plan

For a purchase or lease, the Ford Extended Service Plan (ESP) gives you "Peace-of-Mind" protection designed to cover key vehicle components and protect you from the cost of unexpected repairs. Ask your Lincoln Mercury Dealer for an ESP backed by Ford Motor Company and honored at all Ford and Lincoln Mercury dealerships.

Ford Motor Company Insurance Services

Choose the insurance program that's designed for your vehicle -- Ford Motor Company Insurance Services. Our program helps you receive the rates and service you deserve. Call 1-877-367-3847 or visit us at [fordvip.com](http://fordvip.com) for a no-obligation quote. Insurance offered by American Road Services Company (in CA, American Road Insurance Agency), a licensed agency and subsidiary of Ford Motor Company.

Following the publication of this brochure, certain changes in standard equipment, options, prices and the like, or product delays may have occurred which would not be included in these pages. Your Lincoln Mercury Dealer is your best source for up-to-date information.

Lincoln Mercury reserves the right to change product specifications at any time without incurring obligations. Options shown or described in this brochure are available at extra cost and may be offered only in combination with other options or subject to additional ordering requirements or limitations.

For a personal demonstration of Sable or other 2005 Mercury vehicles, visit your Lincoln Mercury Dealer today. Ask about the Mercury Commitment<sup>SM</sup>, a comprehensive benefits package for all new Mercury owners.

DEALER ACCESSORIES

Start your Sable from up to 500 feet away, and ensure that it's locked and that its remote security system (if equipped) is armed. Choose: Powercode Bronze for remote start only; Powercode Silver for remote start and keyless entry; and Powercode Gold for remote start, keyless entry and vehicle security.



REMOTE START

With a rigid floor for added stability and easy loading, this carrier is covered with durable vinyl to provide an additional 10.5 cu. ft. of cargo space. Sable Wagon only.



FRAMED LUGGAGE CARRIER

Made from tough ABS plastic and manufactured to precise original equipment specifications, this spoiler adds a performance look to your Sable.













REAR SPOILER

6.5" deep, this large, safari-style basket can carry loads of gear, as well as bikes, skis, canoes or kayaks.



LOADWARRIOR BY YAKIMA<sup>SM</sup>

See your dealer for these and other great Lincoln Mercury Dealer-installed accessories or visit us at [mercuryaccessories.com](http://mercuryaccessories.com).



Label	Material
A	MEDIUM PARCHMENT CLOTH
B	MEDIUM PARCHMENT LEATHER TRIM
C	MEDIUM GRAPHITE CLOTH
D	MEDIUM GRAPHITE LEATHER TRIM
E	DARK CHARCOAL LEATHER TRIM
F	MEDIUM GRAPHITE TWO-TONE LEATHER TRIM

GS SEDAN/LS SEDAN/LS WAGON

- 1 Arizona Beige Metallic
- 2 Gold Ash Metallic
- 3 Vibrant White
- 4 Dark Shadow Grey Metallic
- 5 Black
- 6 Silver Frost Metallic
- 7 Light Tundra Metallic\*
- 8 Windveil Blue Metallic\*
- 9 Merlot Metallic

PLATINUM-EDITION SEDAN

- 5 Black
- 6 Silver Frost Metallic
- 9 Merlot Metallic

LS MONOTONE WAGON

- 1 Arizona Beige Metallic
- 4 Dark Shadow Grey Metallic
- 6 Silver Frost Metallic
- 7 Light Tundra Metallic\*
- 9 Merlot Metallic