

**14E-SERIES**







## AS DEPENDABLE AS THE RED, WHITE & BLUE.

America's favorite full-size van for 34 years running: Ford E-Series! When trades, fleets, community groups and other organizations have a job to do, this is the vehicle they choose to get it done. And for good reason. Offering a wide range of full-size vans, wagons, cutaways and stripped chassis, the versatile E-Series can be configured with GVWRs ranging from 8,520 to 14,500 lbs. The hardworking E-Series is ideal for moving products, people and equipment – sometimes all at once. Its longevity and dependability are the epitome of Built Ford Tough.<sup>®</sup> See for yourself. Go further in a 2014 Ford E-Series.

<sup>1</sup>Based on CY sales 1978–2012.

Vehicles throughout this catalog may be shown with optional and aftermarket upfit equipment.

14E-SERIES  
ford.com







## ON SITE. ON ROAD. ON SCHEDULE.

Staying connected helps you get the job done. It's easy to stay in touch with voice-activated Ford SYNC,<sup>®1</sup> which delivers hands-free calls, Bluetooth<sup>®</sup>-streaming music and more with simple voice commands. Once paired, it can download your contacts and play music from your phone, MP3, USB or iPod.<sup>®</sup> Just touch a button on the steering wheel and say things like "Call: Dispatch" or "Play playlist: Country." SYNC AppLink<sup>™2</sup> lets you control Pandora<sup>®</sup> and select other apps by voice too. SiriusXM Satellite Radio includes a 6-month trial subscription that brings you over 130 channels including commercial-free music, sports, news, talk, and entertainment. Pair it with the voice-activated Navigation System,<sup>3</sup> which includes SiriusXM Traffic and Travel Link as part of the trial, and you can look up fuel prices and get detailed information on traffic speed, accidents, construction and road closings. Keeping you on task and on schedule.

SYNC  
POWERED BY **Microsoft**

(((**SiriusXM**)))  
SATELLITE RADIO

**Plug in.** A convenient 110-volt power outlet<sup>3</sup> in the instrument panel is another way you can stay connected to the office or other job sites. Run your laptop or recharge your power equipment battery.


**Charge up.** With this convenient dash-mounted USB port,<sup>3</sup> you can listen to your favorite tunes from a flash drive, or plug in your phone to keep it charged and at the ready.

**Power up.** Operate up to 4 high-power relays with the pre-wired upfitter switches<sup>3</sup> conveniently located at the top and center of your instrument panel.

<sup>1</sup>Available feature. Driving while distracted can result in loss of vehicle control. Only use mobile phones and other devices, even with voice commands, when it is safe to do so. Not all features are compatible with all phones. <sup>2</sup>SYNC AppLink is available on select models and compatible with select smartphone platforms. Commands may vary by phone and AppLink software. <sup>3</sup>Available feature.

14E-SERIES  
ford.com





## MANY NEEDS. ONE SOLUTION.

In E-Series Wagon, everyone gets the VIP treatment. Equip yours to seat 7, 8, 11, 12 or 15 passengers.<sup>1</sup> In E-Series Van, help keep your equipment organized and easily accessible with our wide range of storage solutions by Masterack.<sup>®</sup> Several of these packages are available at no extra charge.<sup>2</sup> Please see the E-Series Van Optional Features page and your local Ford Dealer for details. Build the E-Series you want, just the way you want it. That includes the E-Series Cargo Van with the Crew Van Package, which easily transports people and gear to wherever they're needed. There's room for up to 5, separated from the cargo bay by a sturdy, metal-mesh bulkhead. It's the best of both worlds.



**Upfits for accessibility.** Your E-Series can be equipped with aftermarket upfits<sup>2</sup> including a fully automatic wheelchair lift, raised roof, wheelchair restraint system, power assist seat, hand controls and more. Visit [mobilitymotoringprogram.com](http://mobilitymotoringprogram.com) for details.

*E-350 XLT 15-Passenger Extended Length Wagon. Medium Pebble cloth trim. Available equipment.*

*EconoCargo<sup>®</sup> Cargo Management System.*

*QuietFlex<sup>®</sup> Composite Racks and Bins Package.*

*Masterack Steel Racks and Bins Package.*

*Electrical Contractor Upgrade<sup>3</sup> on Masterack Steel Racks and Bins Package.*

*E-250 Cargo Van. Crew Van Package. Medium Flint cloth front and vinyl rear trim. Available equipment.*

<sup>1</sup>Passenger and cargo capacity limited by weight and weight distribution. 11-, 12- and 15-passenger vehicles may be classified as buses and may require appropriate licensing. <sup>2</sup>To eligible customers under the Ford Commercial Services Program. <sup>3</sup>Available feature.





# FULL-SIZE VAN. FULLY CAPABLE.

E-Series Vans can confidently tow up to 10,000 lbs!<sup>1</sup> with the help of smart features like standard telescoping trailer tow mirrors, Roll Stability Control™ and a factory-integrated trailer brake controller (TBC).<sup>2,3</sup> On the 6.8L Triton® V10<sup>2</sup> with TorqShift®, a selectable tow/haul mode automatically compensates for altitude, grade and load conditions. Our full-color rear view camera<sup>2</sup> shows you what's behind the vehicle when in Reverse. It also includes a distance guide and center line to help you line up with a hitch. You can haul up to 278 cu. ft. of cargo with peace of mind thanks to sturdy double-wall construction that helps protect the outer walls from shifting loads. Plus, you can choose sliding<sup>2</sup> or swing-out side cargo doors, or opt for windows all around<sup>2</sup> on panel sides.



**10,000 LBS.**



**MAX. TOWING<sup>1</sup>**

**ROLL**



**STABILITY**

**REVERSE**



**SENSORS<sup>2</sup>**

*E-250 Cargo Van. Ingot Silver. Available and aftermarket equipment.*

<sup>1</sup>When properly equipped. <sup>2</sup>Available feature. <sup>3</sup>Trailer brake controller verified to be compatible with electrically actuated drum brakes and certain electric-over-hydraulic brake systems. See your Ford Dealer for details.

**14E-SERIES**  
ford.com





E-150 Van in Oxford White customized with smoked hood and side window deflectors, forward or reverse bumper-mounted warning sensor system by EchoMaster,<sup>®1</sup> keyless entry keypad, running boards, flat splash guards, and Ford Commercial Graphics by 3M Original Wraps<sup>1</sup>

Auto-dimming rearview mirror

All-weather floor mats

Remote start systems

Trailer hitch balls/drawbars



### Interior

- Ash cup/coin holder
- Cargo organizers and protectors
- Carpeted floor mats
- Protective seat covers<sup>1</sup>

### Electronics

- Crew Chief™ powered by Telogis<sup>®1</sup>
- Vehicle Security System
- Warning sensor systems<sup>1</sup>

# E-SERIES SPECIFICATIONS

## STANDARD FEATURES

### VAN/WAGON/CUTAWAY

#### Mechanical

- 4.6L Triton® V8 FFV engine (E-150 and E-250)
- 5.4L Triton V8 FFV engine (E-350 and E-450)
- 50-State Emissions System
- Alternator – 120-amp
- Electronic throttle control (ETC)
- Fuel tank – 33-gallon (Van and Wagon)
- Fuel tank – 40-gallon (aft-of-axle Cutaway and Stripped Chassis)
- Power steering
- Regular length (Van and Wagon)
- Suspension – Front: Twin-I-Beam; rear: dual-stage leaf springs

#### Seating

Driver and front-passenger bucket seats with inboard folding armrests

#### Interior

- Air conditioning – Manual (front only)
- Powerpoints – 12-volt (2 on instrument panel; 1 in glove compartment)
- Sun visors
- Tachometer
- Tilt steering column


#### Exterior

- 50/50 swing-out rear doors with 172°-opening door checks (Van and Wagon)
- 60/40 swing-out side doors (Van and Wagon)
- Bumper – Black front with black plastic valance
- Headlamps – Sealed-beam
- Horn – Dual-note
- Solar-tinted glass
- Windshield wipers – Intermittent


#### Safety & Security

- 3-point lap/shoulder safety belts for all seating positions
- AdvanceTrac<sup>®</sup> with RSC<sup>®</sup> (Roll Stability Control™) (Van and Wagon only)
- Airbags<sup>2</sup> – Driver and front-passenger front
- Belt-Minder<sup>®</sup> front safety belt reminder
- Brakes – Power 4-wheel disc with Anti-Lock Brake System (ABS)
- Side-intrusion door beams
- Tire Pressure Monitoring System (SRW only, excludes spare)

## EXTERIORS



Oxford White



Ingot Silver Metallic



Pueblo Gold Metallic



School Bus Yellow



Vermillion Red



Steel Blue Metallic




Dark Blue Pearl Metallic




Black


## INTERIORS




1 Medium Flint Vinyl




2 Medium Flint Cloth



3 Medium Pebble Cloth



4 Medium Flint Leather<sup>3</sup>



5 Medium Pebble Leather<sup>3</sup>

Exteriors	Van <sup>4</sup>			Interiors Wagon					Cutaway <sup>5</sup>		
	1	2	3	1	2	3	4	5	1	2	3
Oxford White	1	2	3	1	2	3	4	5	1	2	3
Ingot Silver Metallic <sup>6</sup>	1	2		1	2	3			1	2	3
Pueblo Gold Metallic <sup>6</sup>	1	2	3	1	2	3	4	5			
School Bus Yellow <sup>7</sup>	1	2		1	2	3			1	2	3
Vermillion Red	1	2	3	1	2	3	4	5	1	2	3
Steel Blue Metallic <sup>6</sup>	1	2	3	1	2	3	4	5	1	2	3
Dark Blue Pearl Metallic <sup>6</sup>	1	2		1	2	3			1	2	3
Black	1	2	3	1	2	3	4	5	1	2	3

Colors are representative only. See your dealer for actual paint/trim options.



<sup>1</sup>Ford Licensed Accessory.

<sup>2</sup>Always wear your safety belt, secure children in the rear seat (if equipped) and follow airbag warning label instructions. <sup>3</sup>Optional. Requires XLT Premium Wagon. <sup>4</sup>Medium Pebble requires Interior Upgrade Package or Premium Van Group on Commercial Van. <sup>5</sup>Medium Pebble only available with Motorhome Prep Package on Cutaway. <sup>6</sup>Additional charge. <sup>7</sup>XL Fleet only.





## E-SERIES LINEUP



### VAN

*Includes all standard features, plus:*

#### Mechanical

4-speed automatic transmission with overdrive

Transmission oil cooler

16" steel wheels with LT225/75R16E tires on E-150 or LT245/75R16E tires on E-250/E-350

Sport wheel covers

#### Seating

2-passenger capacity

Vinyl front bucket seats

#### Interior

AM/FM stereo with digital clock, 2 speakers and audio input jack

A-pillar grab handles for driver and front passenger

Center console with color-keyed Slimline engine cover, dual bin stowage and 3 cupholders

Dome lights – Front and rear cargo

Door locks – Manual

Flooring – Black vinyl front

Glove compartment with auxiliary powerpoint

Headliner – Front vinyl

Mirror – Rearview (when equipped with rear door glass)

Step well pads – Black plastic

Windows – Manual

#### Exterior

Bumpers – Black

Grille – Black

Mirrors – Manually telescoping trailer tow with manually adjustable glass and manual convex spotters



### WAGON

*Includes all standard features, plus:*

#### Mechanical

4-speed automatic transmission with overdrive

Transmission oil cooler

16" steel wheels with LT225/75R16E tires

Sport wheel covers

#### Seating

8-passenger capacity (E-150)

12-passenger capacity (E-350 Super Duty® Regular Length)

15-passenger capacity (E-350 Super Duty Extended Length)

Vinyl front bucket seats (XL)

Cloth front bucket seats (XLT)

#### Interior

AM/FM stereo with digital clock, 6 speakers and audio input jack

A-pillar grab handles for driver and front passenger

Center console with color-keyed Slimline engine cover, dual bin stowage and 3 cupholders

Coat hooks

Dome lights – Front and rear cargo

Door locks – Manual (XL), power (XLT)

Flooring – Black vinyl front and rear

Glove compartment with auxiliary powerpoint

Headliner – Full-length cloth

Mirror – Rearview

Powerpoint – 12-volt, located in rear passenger section

Step well pads – Black plastic

Windows – Manual (XL), power (XLT)

#### Exterior

Bumpers – Black (XL), chrome (XLT)

Grille – Black (XL), chrome (XLT)

Mirrors – Aero-style sideview with manually adjustable glass and manual convex spotters



### CUTAWAY

*Includes all standard features, plus:*

#### Mechanical

5-speed automatic TorqShift® transmission with overdrive

Transmission oil cooler

16" gray-painted steel wheels with LT245/75R16E tires (SRW)

16" white-painted steel wheels with LT225/75R16E tires (DRW)

Auxiliary fuel port

Heavy-duty battery

Modified vehicle wiring kit and system

Rear frame crossmember (E-350)

#### Seating

2-passenger capacity

Vinyl bucket seats

#### Interior

AM/FM stereo with digital clock, 2 speakers and audio input jack

A-pillar grab handles for driver and passenger

Center console with color-keyed Slimline engine cover, dual bin stowage and 3 cupholders

Dome light – Front

Flooring – Black vinyl front

Glove compartment with auxiliary powerpoint

Headliner – Vinyl

#### Exterior

Bumper – Black

Grille – Black



### STRIPPED CHASSIS

*Includes select standard features, plus:*

#### Mechanical

5-speed automatic TorqShift transmission with overdrive

Transmission oil cooler

16" white-painted steel wheels with LT225/75R16E tires

Auxiliary fuel port

Fuel filler vent hose

Modified vehicle wiring kit

Rear frame crossmember

Wheel nut wrench

#### Seating

Seats not included

#### Interior

Airbag delete

Air conditioning delete

Radio delete

#### Exterior

Daytime running lamps

Front bumper delete

Headlamp assembly and switch



16" Steel with Sport Wheel Covers  
Standard: **Van, Wagon**



16" Aluminum  
Available: **Van, Wagon**

E-150 COMMERCIAL	
E-250 SUPER DUTY® COMMERCIAL	
E-350 SUPER DUTY COMMERCIAL	
<b>Mechanical</b>	
○ ○ ●	5.4L Triton® V8 FFV engine (4-speed automatic overdrive transmission)
— — ○	6.8L Triton V10 engine (5-speed automatic TorqShift® transmission with overdrive and tow/haul mode)
○ ○ ○	110-volt power outlet (replaces IP-mounted 12-volt powerpoint; req. 155-amp or 225-amp alternators; n/a with 4.6L V8 engine or Premium Navigation Radio System)
○ ○ ○	Alternator – 155-amp (5.4L V8 and 6.8L V10 engines only)
○ ○ ○	Alternator – 225-amp (5.4L V8 and 6.8L V10 engines only)
○ ○ ○	Auxiliary fuel port (n/a with 4.6L V8 engine)
○ ○ ○	Battery – Heavy-duty 78-amp-hr
○ ○ ○	Battery – Heavy-duty dual 78-amp-hr
○ ○ ○	CNG/LPG Gaseous Engine Prep Package <sup>1</sup> – Hardened intake valves, exhaust valves and valve seats (5.4L V8 and 6.8L V10 engines only; n/a with Ambulance Prep Package)
○ ○ ○	Engine block heater – 750-watt
● ● ●	Engine console cover delete (Fleet only)
○ ○ ○	Extended-length Van
— — ○	Front GAWR – Maximum up to 4,200 lbs. <sup>2</sup> (Fleet only; incl. with Ambulance Prep Package and Aerial Bucket Cargo Van Suspension Package)
○ ○ ○	Integrated trailer brake controller <sup>3</sup> (req. Trailer Tow Package and message center)
● ● ●	Rear axle – Limited-slip <sup>1</sup>
— ○ ○	Spare wheel and tire delete
● ● —	Speed limitation – 65-mph governed top speed (4.6L V8; Fleet only) <sup>1</sup>
● ● —	Speed limitation – 75-mph governed top speed (4.6L V8; Fleet only) <sup>1</sup>
<b>Safety/Security</b>	
● ● ●	Daytime running lamps (Fleet only)
○ ● ●	E-Guard Cargo Protection System™ and rear- and side-door security system <sup>1</sup>
○ ○ ○	Keys – 2 additional (4 total; n/a with SecuriLock® Passive Anti-Theft System; keys only – key fobs not included)
○ ○ ○	Passenger airbag cut-off switch (n/a with Crew Van Package or seats delete)
○ ○ ○	SecuriLock Passive Anti-Theft System
<b>Seating</b>	
○ ○ ○	Dual cloth front bucket seats
○ ○ ○	Dual cloth front captain's chairs <sup>4</sup>
○ ○ ○	Power driver's seat – 6-way with manual lumbar (req. front captain's chairs)
<b>Appearance/Comfort/Convenience</b>	
○ ○ ○	16" aluminum wheels with chrome center caps
○ ○ ○	16" white-painted steel wheels (deletes sport wheel covers)
○ ○ ○	Air conditioning – High-capacity (front and rear) (n/a with Ambulance Prep Package)
○ ○ ○	Air conditioning delete
○ ○ ○	AM/FM stereo/single-CD player with MP3 capability, audio input jack, digital clock and 4 speakers (n/a with E-Guard)
○ ○ ○	Premium Navigation Radio System featuring SiriusXM Satellite Radio, Traffic and Travel Link with 6-month trial subscription; HD Radio™ Technology; single-CD player with MP3 capability; and audio input jack (req. Power Group and Ford SYNC®)
○ ○ ○	SiriusXM Satellite Radio with 6-month trial subscription (n/a with base radio or radio delete; incl. with SiriusXM Traffic and Travel Link on Premium Navigation Radio System)

E-150 COMMERCIAL	
E-250 SUPER DUTY COMMERCIAL	
E-350 SUPER DUTY COMMERCIAL	
<b>Appearance/Comfort/Convenience</b> (continued)	
○ ○ ○	SYNC with complimentary 3-year prepaid subscription to SYNC Services <sup>5</sup> (Traffic, Directions and Information) and Applink™ (incl. auto-dimming rearview mirror and Premium Navigation Radio System; req. cruise control; n/a with base radio) <sup>1</sup>
○ ○ ○	Radio Prep Package – 2 speakers
○ ○ ○	Radio Prep Package – 4 speakers (n/a with E-Guard)
○ ○ ○	Radio delete
● ● ●	Bumper – Black rear step (incl. Class I Trailer Tow Prep)
● ● ●	Bumpers – Chrome front and rear contour (incl. and only available with High-Series Upgrade Package)
● ● ●	Bumper – Chrome rear step (incl. Class I Trailer Tow Prep; req. High-Series Exterior Upgrade Package)
○ ○ ○	Bumper – White-painted (Fleet only)
○ ○ ○	Crew Chief™ powered by Telogis® – Fleet tracking system <sup>6,7</sup> (req. additional subscription)
○ ○ ○	Cruise control (req. SYNC)
○ ○ ○	Flooring – Rear vinyl
○ ○ ○	Message center – Instrument panel, electronic with engine-hour meter (req. with integrated trailer brake controller and Reverse Sensing System)
○ ○ ○	Mirrors – Aero-style, manually adjustable with manually adjustable glass and manual convex spotters
● ● ●	Mirrors – Aero-style, power-adjustable sideview with manual convex spotters <sup>8</sup>
○ ○ ○	Mirrors – Manually telescoping trailer tow, power-adjustable with manual convex spotters <sup>9</sup>
○ ○ ○	Mirrors – Exterior delete (Fleet only)
○ ○ ○	Power Group (door locks, front windows, aero-style sideview mirrors, Remote Keyless Entry System)
○ ○ ○	Rear view camera (n/a with base radio or radio delete)
○ ○ ○	Reverse Sensing System (req. rear step or contour bumpers and message center)
○ ○ ○	Running boards – Door-length on driver side; full-length on passenger side
○ ○ ○	Side cargo door – Sliding solid panel
○ ○ ○	Upfitter switches – User-defined, 4 (n/a with 4.6L V8 engine; req. 155-amp or 225-amp alternator)
○ ○ ○	Privacy glass <sup>1</sup>
○ ○ ○	Windows – Fixed rear cargo door glass (incl. rearview mirror)
○ ○ ○	Windows – Fixed side/fixed rear cargo door glass <sup>1</sup>
○ ○ ○	Windows – Swing-out side/fixed rear cargo door glass <sup>1</sup>
○ ○ ○	Windows – All around (incl. swing-out side/fixed rear cargo door glass)
<b>Packages<sup>1</sup></b>	
— — ○	<b>Aerial Bucket Cargo Van Suspension Package</b> – 4,600 lbs. front GAWR, 8,500 lbs. 9-leaf rear springs; rear GAWR reduced to 5,400 lbs.; requires 53S
— — ○	<b>Ambulance Prep Package</b> – Auxiliary Heater/AC Connector Package, auxiliary fuel port, 3.73:1 rear axle, 225-amp alternator, dual 78-amp-hr batteries, 60/40 side doors, floor pan extended side and rear, fixed side/rear door tinted glass, front vinyl headliner with HIC extension, maximum front GAWR, modified vehicle wiring kit, side/rear door-trim panels, and vinyl sun visors
— — ○	<b>Auxiliary Heater/Air Conditioning Connector Package with Rear Controls</b> – Auxiliary heater/air conditioning tubes located underbody, front heater, front air conditioning, and rear A/C controls in instrument panel (optional on E-350 Cargo Van, optional with Ambulance Prep Package)

E-150 COMMERCIAL	
E-250 SUPER DUTY COMMERCIAL	
E-350 SUPER DUTY COMMERCIAL	
<b>Packages<sup>1</sup></b> (continued)	
— — ○	<b>Auxiliary Heater/Air Conditioning Connector Package without Rear Controls</b> – Auxiliary heater/air conditioning tubes located underbody, front heater and front air conditioning (optional on E-350 Cargo Van, included with Ambulance Prep Package)
○ ○ ○	<b>Commercial Van Package</b> – Power Group (door locks, front windows, aero-style sideview mirrors, Remote Keyless Entry System), rear step bumper, fixed rear cargo door glass, and cruise control (n/a with Ambulance Prep Package)
● ○ ○	<b>Crew Van Package</b> – 3-passenger 2nd-row vinyl bench seat, full metal-mesh bulkhead, partial headliner, full B-pillar trim panels, low-series polypropylene side/rear door-trim panels, LH lower trim panel behind driver's seat, restraints with metal retractor cover for 2nd-row bench seat, pull handle on 40% side door and RH rear door, and front and rear vinyl floor covering (n/a with E-150 Extended Length)
○ ○ ○	<b>Dome/Cargo Light Kit</b> – 3 additional cargo lights <sup>1</sup>
○ ○ ○	<b>No-Charge EconoCargo® Cargo Management System</b> – Insulated polyethylene panels covering walls and cargo doors, hardboard panel covering on ceiling; includes bulkhead with lockable door, 2 tracks and tie-down straps <sup>10</sup>
○ ○ ○	<b>EconoCargo Upgrade Package</b> (General Delivery; req. EconoCargo System) – 2 wire shelving modules (48"H x 16"D x 49"W), 2 single uprights (48"), 1 double upright (48"), 6 wire shelves (16" x 48") and 2 wire shelves (12" x 48") (n/a with high-capacity air conditioning)
○ ○ ○	<b>Insulation Package</b> – Full-length cloth headliner, cloth sun visors, upper B-pillar trim panel, polypropylene side/rear door-trim panels, and upper B-pillar trim panels (included with Interior Upgrade Package and Premium Van Group)
○ ○ ○	<b>Interior Upgrade Package</b> – Full-length carpeting, high-level side/rear door-trim panels, cloth front captain's chairs, dash sound absorber, full-length cloth headliner, cloth sun visors, full B-pillar trim, front carpeted floor mats, Insulation Package, and power windows and locks
○ ○ ○	<b>Mid-Series Exterior Upgrade Package</b> – Black-painted front and rear contour bumpers, chrome grille surround and dual sealed beam headlamps
○ ○ ○	<b>High-Series Exterior Upgrade Package</b> – Chrome front and rear contour bumpers, chrome grille surround and dual sealed beam headlamps
○ ○ ●	<b>Modified Vehicle Wiring System</b> – Underhood powertrain circuit tap-ins including power take-off (PTO) functions and vehicle speed output
○ ○ ○	<b>No-Charge Masterack® Racks and Bins Package</b> – Fully installed steel shelving, drawers and cabinets (includes bulkhead with lockable door) <sup>10</sup>
○ ○ ○	<b>No-Charge QuietFlex® Composite Racks and Bins Package</b> – Enclosed lockable bin, lockable wheel-well door, 2 deep drawers, 4 shallow drawers, 2 triple hooks, 10 shelf dividers and composite bulkhead with lockable door <sup>10</sup>
○ ○ ○	<b>Premium Van Group</b> – Dual front captain's chairs, AM/FM stereo/single-CD player with digital clock and 4 speakers, Exterior Upgrade Package, Power Group, cruise control and Insulation Package (req. rear door glass)
○ ○ ○	<b>Racks and Bins Upgrade Package 1</b> (General Contractor; requires Racks and Bins Package) – Ship-thru ladder rack, ladder-rack crossbow
○ ○ ○	<b>Racks and Bins Upgrade Package 2</b> (Electrical Contractor/Appliance Repair; requires Racks and Bins Package) – 12-drawer cabinet, <sup>11</sup> tilt shelf, <sup>11</sup> toolbox door (additional), wire spool rack, triple hooks (additional) and shelf divider set (additional)
○ ○ ○	<b>Racks and Bins Upgrade Package 3</b> (Plumbing/HVAC Service; req. Racks and Bins Package) – 12-drawer cabinet, <sup>11</sup> tilt shelf <sup>11</sup> and tank rack (3-tank capacity)
● ● ●	<b>Trailer Tow Prep Package – Class I</b> – Trailer wiring harness
○ ○ ○	<b>Trailer Tow Package – Class II/III/IV</b> – Trailer wiring harness (blade-style female connector), electronic brake controller tap-in capability, relay system for backup/B+/running lights, and frame-mounted hitch receiver

<sup>1</sup>Restrictions apply. See dealer for details. <sup>2</sup>Computer selected – 4,600 lbs. max. <sup>3</sup>Trailer brake controller verified to be compatible with electrically actuated drum brakes and certain electric-over-hydraulic brake systems. See your Ford Dealer for details. <sup>4</sup>Available as part of Interior Upgrade Package. <sup>5</sup>SYNC Services varies by trim level and model year and may require a subscription. Traffic alerts and turn-by-turn directions available in select markets. Message and data rates may apply. Ford Motor Company reserves the right to change or discontinue this product service at any time without prior notification or incurring any future obligation. <sup>6</sup>Some features are unavailable while driving. <sup>7</sup>Ford Licensed Accessory. <sup>8</sup>Included as part of Power Group. <sup>9</sup>Requires Power Group. <sup>10</sup>Requires rear vinyl floor covering. <sup>11</sup>12-drawer cabinet and tilt shelf not included with QuietFlex Package or EconoCargo Package.



# E-SERIES WAGON Optional Features

E-150 XL				
E-150 XLT				
E-350 SUPER DUTY XL				
E-350 SUPER DUTY XLT				
<b>Mechanical</b>				
○	○	●	●	5.4L Triton® V8 FFV engine (4-speed automatic overdrive transmission)
—	—	○	○	6.8L Triton V10 engine (5-speed automatic TorqShift transmission with overdrive and tow/haul mode)
○	○	○	○	110-volt power outlet (replaces IP-mounted 12-volt powerpoint; req. 155-amp or 255-amp alternator; n/a with 4.6L V8 engine or Premium Navigation Radio System)
○	○	○	○	Alternator – 155-amp (5.4L V8 and 6.8L V10 engines only)
○	○	○	○	Alternator – 225-amp (5.4L V8 and 6.8L V10 engines only)
○	○	○	○	Auxiliary fuel port
○	○	○	○	Battery – Heavy-duty 78-amp-hr
○	○	○	○	Battery – Heavy-duty dual 78-amp-hr
○	○	○	○	CNG/LPG Gaseous Engine Prep Package <sup>1</sup> – Hardened intake valves, exhaust valves and valve seats (5.4L V8 and 6.8L V10 engines only)
○	○	○	○	Engine block heater – 750-watt
—	—	○	○	Extended-length Wagon
○	○	○	○	Integrated trailer brake controller <sup>2</sup> (req. Trailer Tow Package and message center)
●	●	●	●	Rear axle – Limited-slip <sup>1</sup>
—	—	○	○	Spare wheel and tire delete
●	●	—	—	Speed limitation – 65-mph governed top speed (4.6L V8; Fleet only) <sup>1</sup>
●	●	—	—	Speed limitation – 75-mph governed top speed (4.6L V8; Fleet only) <sup>1</sup>
<b>Safety/Security</b>				
●	●	●	●	Daytime running lamps (Fleet only)
○	○	○	○	Keys – 2 additional (4 total)
○	○	○	○	Remote Keyless Entry System with panic alarm and illuminated entry (req. Power Windows and Locks Group and Interior Upgrade Package on XL)
○	○	○	○	SecuriLock Passive Anti-Theft System
<b>Seating</b>				
○	●	○	●	Cloth-trimmed seating
—	●	—	—	Leather-trimmed seating (req. XLT Premium Package)
—	○	—	○	Power driver's seat – 6-way with manual lumbar (req. front captain's chairs)
—	●	—	—	7 passengers: (4) leather-trimmed captain's chairs for 1st and 2nd rows; (1) 3-passenger rear bench seat (req. XLT Premium Package)
●	●	—	—	8 passengers (2/3/3 seating)
—	—	○	○	11 passengers: (2) front captain's chairs; (3) 3-passenger rear bench seats (Extended Length only)
—	—	●	●	12 passengers (2/3/3/4 seating)
—	—	●	●	15 passengers (2/3/3/3/4 seating)

E-150 XL				
E-150 XLT				
E-350 SUPER DUTY XL				
E-350 SUPER DUTY XLT				
<b>Appearance/Comfort/Convenience</b>				
○	○	○	○	16" aluminum wheels with chrome center caps
○	●	●	●	Air conditioning – High-capacity (front and rear; standard on XL Extended Length)
○	○	○	○	Air conditioning delete (n/a on Extended Length)
○	●	○	●	AM/FM stereo/single-CD player with MP3 capability, audio input jack, digital clock and 6 speakers
○	○	○	○	Premium Navigation Radio System featuring SiriusXM Satellite Radio, Traffic and Travel Link with 6-month trial subscription; HD Radio™ Technology; single-CD player with MP3 capability; and audio input jack (req. Power Windows and Locks Group on XL and Ford SYNC®)
○	○	○	○	SiriusXM Satellite Radio with 6-month trial subscription (n/a with base radio on XL or radio delete; incl. with SiriusXM Traffic and Travel Link on Premium Navigation Radio System; incl. with XLT Premium Package)
○	○	○	○	SYNC with complimentary 3-year prepaid subscription to SYNC Services <sup>3</sup> (Traffic, Directions and Information) and AppLink™ (incl. auto-dimming rearview mirror; req. cruise control; n/a with base radio on XL or radio delete) <sup>1</sup>
○	○	○	○	Radio delete
●	●	●	●	Bumpers – Chrome front and rear contour
○	—	○	—	Bumper – Black rear step (incl. Class I Trailer Tow Prep; n/a with High-Series Exterior Upgrade Package)
○	○	○	○	Bumper – Chrome rear step (incl. Class I Trailer Tow Prep; req. High-Series Exterior Upgrade Package on XL)
○	○	○	○	Crew Chief™ powered by Telogis® – Fleet tracking system <sup>4,5</sup> (req. additional subscription)
○	●	○	●	Cruise control
●	○	●	○	Flooring – Full-length vinyl (n/a with XLT Premium Package)
●	●	●	●	Flooring – Full-length carpet
●	●	●	●	Flooring – Carpeted floor mats
○	●	○	●	Message center – Instrument panel, electronic with engine-hour meter (req. with integrated trailer brake controller and Reverse Sensing System)
—	○	—	○	Mirrors – Manually telescoping trailer tow, power-adjustable with manual convex spotters
●	●	●	●	Mirrors – Aero-style, power-adjustable sideview with manual convex spotters (req. Power Windows and Locks Group on XL)
●	●	●	●	Power Windows and Locks Group (door locks, front windows and high-series door-trim panels) (incl. on Interior Upgrade Package)
○	○	○	○	Privacy glass <sup>1</sup>
○	○	○	○	Rear view camera (n/a with base radio on XL, radio delete or air conditioning delete; req. high-capacity air conditioning on Regular Length XL)
○	○	○	○	Reverse Sensing System (req. rear step or contour bumpers and message center)
○	●	○	○	Running boards – Door-length on driver's side; full-length on passenger side
○	○	○	○	Side door – Sliding
○	○	○	○	Upfitter switches – User-defined, 4 (n/a with 4.6L V8 engine; req. 155-amp or 225-amp alternator)

E-150 XL				
E-150 XLT				
E-350 SUPER DUTY XL				
E-350 SUPER DUTY XLT				
<b>Packages<sup>1</sup></b>				
●	●	●	●	<b>Insulation Package</b> – Cloth sun visors, upper B-pillar trim panel, upper B-pillar trim panels, and XLT side/rear door-trim panels with insulated padding and color-keyed sliding door track (Included and only available with Interior Upgrade Package)
○	●	○	●	<b>Interior Upgrade Package</b> – Full-length carpeting, high-level side/rear door-trim panels, cloth front captain's chairs, dash sound absorber, front carpeted floor mats, Insulation Package, power windows and locks, and headlamps-on alert chime
○	—	○	—	<b>Mid-Series Exterior Upgrade Package</b> – Black-painted front and rear contour bumpers, chrome grille surround and dual sealed beam headlamps
○	—	○	—	<b>High-Series Exterior Upgrade Package</b> – Chrome front and rear contour bumpers, chrome grille surround and dual sealed beam headlamps
○	○	○	○	<b>Trailer Tow Prep Package – Class I</b> – Trailer wiring harness
○	○	○	○	<b>Trailer Tow Package – Class II/III/IV</b> – Trailer wiring harness (blade-style female connector), electronic brake controller tap-in capability, relay system for backup/B+/running lights, and frame-mounted hitch receiver
—	○	—	—	<b>XLT Premium Package</b> – Leather-trimmed captain's chairs for 1st and 2nd rows, 6-way power driver's seat, remote keyless entry, leather-wrapped steering wheel, privacy glass, aluminum wheels, running boards, SYNC, SiriusXM Satellite Radio with 6-month trial subscription, auto-dimming rearview mirror, and instrument panel electronic message center with engine-hour meter

<sup>1</sup>Restrictions apply. See dealer for details. <sup>2</sup>Trailer brake controller verified to be compatible with electrically actuated drum brakes and certain electric-over-hydraulic brake systems. See your Ford Dealer for details. <sup>3</sup>SYNC Services varies by trim level and model year and may require a subscription. Traffic alerts and turn-by-turn directions available in select markets. Message and data rates may apply. Ford Motor Company reserves the right to change or discontinue this product service at any time without prior notification or incurring any future obligation. <sup>4</sup>Some features are unavailable while driving. <sup>5</sup>Ford Licensed Accessory.





# TECHNICAL SPECIFICATIONS

## DIMENSIONS

EXTERIOR	E-150 (Van/Wagon) Regular Length	E-150 (Van) Extended Length	E-250 (Van)/E-350 Super Duty (Van/Wagon) Regular Length	E-250 (Van)/E-350 Super Duty (Van/Wagon) Extended Length
Length	216.7"	236.4"	216.7"	236.4" (Van); 236.7" (Wagon)
Wheelbase	138.0"	138.0"	138.0"	138.0"
Loadfloor height	28.0" (Van); 28.8" (Wagon)	28.6"	31.1"/29.5" (Van); 30.2" (Wagon)	31.5"/29.7" (Van); 29.1" (Wagon)
Width – Excluding mirrors Including mirrors	79.4" 106.0" (Van); 95.7" (Wagon)	79.4" 106.0"	79.4" 106.0" (Van); 95.7" (Wagon)	79.4" 106.0" (Van); 95.7" (Wagon)
Height	82.4" (Van); 82.1" (Wagon)	82.6"	84.8"/83.7" (Van); 83.1" (Wagon)	85.0"/83.6" (Van); 82.3" (Wagon)
Rear cargo door opening height	49.5" (Van); 46.8" (Wagon)	49.5"	49.5" (Van); 46.8" (Wagon)	49.5" (Van); 48.0" (Wagon)
Rear cargo door opening width	53.9" (Van); 54.4" (Wagon)	53.9"	53.9" (Van); 54.4" (Wagon)	53.9" (Van); 54.4" (Wagon)
Side cargo door opening height	48.2" (Van); 47.2" (Wagon)	48.1"	48.2" (Van); 47.2" (Wagon)	48.1" (Van); 47.2" (Wagon)
Swing-out side cargo door opening width	44.8"	44.8"	44.8"	44.8"
Sliding side cargo door opening width	45.6"	45.6"	45.6"	45.6"
<b>INTERIOR</b> (1st row/2nd row/3rd row/4th row/5th row)				
Head room	42.0"/40.2"/40.1"/—/—	42.0"/—/—/—/—	42.0"/40.2"/40.1"/38.9"/—	42.0"/40.2"/40.1"/39.6"/37.4"
Shoulder room	68.1"/71.7"/71.7"/—/—	68.1"/—/—/—/—	68.1"/71.7"/71.7"/69.4"/—	68.1"/72.8"/71.7"/69.4"/67.5"
Hip room	65.6"/66.5"/66.8"/—/—	65.6"/—/—/—/—	65.6"/66.5"/66.8"/66.1"/—	65.6"/68.6"/66.8"/66.1"/65.8"
Leg room	40.0"/38.8"/40.0"/—/—	40.0"/—/—/—/—	40.0"/38.8"/40.0"/39.4"/—	40.0"/38.8"/40.0"/39.4"/37.0"
Maximum cargo volume (cu. ft.) behind 1st row	237.8 (Van)	278.3 (Van)	237.8 (Van)	278.3 (Van)

## ENGINE RATINGS

	4.6L Triton V8 FFV	5.4L Triton V8 FFV	6.8L Triton V10
Horsepower (hp @ rpm)	225 @ 4,800	255 @ 4,500	305 @ 4,250
Torque (lb.-ft. @ rpm)	286 @ 3,500	350 @ 2,500	420 @ 3,250

## MAXIMUM CAPABILITIES (lbs.)<sup>1</sup>


	GVWR	Payload
E-150 Van	8,520 – 8,600	3,260
E-150 Extended Van	8,600	3,190
E-250 Van	8,900 – 9,000	3,630
E-250 Extended Van	8,900 – 9,000	3,480
E-350 Van	9,500	4,050
E-350 Extended Van	9,500	3,920
E-350 Cutaway SRW	10,050	5,268
E-350 Cutaway DRW	11,500 – 12,500	7,376
E-450 Cutaway DRW	14,000 – 14,500	9,040
E-350 Stripped Chassis DRW	11,500 – 12,500	8,026
E-450 Stripped Chassis DRW	14,000 – 14,500	9,747

## MAXIMUM LOADED TRAILER WEIGHT RATINGS (lbs.)<sup>1</sup>

Automatic Transmission			Wagon			Van <sup>2</sup>						Cutaway		
Engine	Axle Ratio	GCWR	E-150	E-350 Super Duty	E-350 Super Duty Extended	E-150	E-150 Extended	E-250	E-250 Extended	E-350 Super Duty	E-350 Super Duty Extended	E-350 SRW	E-350 DRW	E-450 DRW
4.6L Triton V8 FFV	3.73	11,500	5,600	—	—	6,000	5,900	6,000	5,900	—	—	—	—	—
	4.10	12,000	6,100	—	—	6,500	6,400	6,500	6,400	—	—	—	—	—
5.4L Triton V8 FFV	3.73	13,000	7,000	6,700	6,500	7,500	7,300	7,400	7,300	7,400	7,200	—	—	—
	4.10	13,000	7,000	6,700	6,500	7,500	7,300	7,400	7,300	7,400	7,200	8,000	7,700	—
	4.56	14,000	—	—	—	—	—	—	—	—	—	—	—	8,500
6.8L Triton V10	3.73	15,000	—	8,500	8,300	—	—	—	—	9,100	9,000	—	—	—
	4.10	18,500	—	10,000	10,000	—	—	—	—	10,000	10,000	10,000	10,000	—
	4.56	22,000	—	—	—	—	—	—	—	—	—	—	—	10,000

<sup>1</sup>Maximum capabilities shown are for properly equipped vehicles with required equipment and a 150-lb. driver. Weight of additional options, equipment, passengers and cargo must be deducted from this weight. Cutaway ratings are based on incomplete vehicles. Final vehicle manufacturer weights and ratings will vary due to upfit and modification requirements. <sup>2</sup>For maximum trailer weights with Crew Van, deduct 200 lbs. from the weights shown (except with 18,500 lbs. GCWR).





**New Vehicle Limited Warranty.** We want your Ford E-Series ownership experience to be the best it can be. Under this warranty, your new vehicle comes with 3-year/36,000-mile bumper-to-bumper coverage, 5-year/60,000-mile Powertrain Warranty coverage, 5-year/60,000-mile safety restraint coverage, and 5-year/unlimited-mile corrosion (perforation) coverage – all with no deductible. Please ask your Ford Dealer for a copy of this limited warranty. □ **Roadside Assistance.** Covers your vehicle for 5 years or 60,000 miles, so you have the security of knowing that help may be only a phone call away should you run out of fuel, lock yourself out of the vehicle or need towing. Your Ford Dealer can provide complete details on all of these advantages. □ **Ford Credit.** Get the ride you want. Whether you plan to lease or finance, you'll find the choices that are right for you at Ford Credit. Ask your Ford Dealer for details or check us out at [fordcredit.com](http://fordcredit.com). □ **Business Preferred Network.** Each of the select dealerships in our Business Preferred Network (BPN) is committed to providing quality commercial-oriented products and service, as well as special financing and billing arrangements, to businesses that rely on Ford products. As a BPN customer, your business vehicles receive priority service at your BPN dealership to help get your vehicle back on the road quickly. □ **Ford Extended Service Plan.** For a purchase or lease, the Ford Extended Service Plan (ESP) gives you peace-of-mind protection designed to cover key vehicle components and protect you from the cost of unexpected repairs. Ask your dealer for a Ford ESP, the only service contract backed exclusively by Ford and honored at all Ford Lincoln dealerships. □ **Insurance Services.** Get Ford Motor Company quality in your auto insurance. Our program offers industry-leading benefits and competitive rates. Call 1-877-367-3847, or visit us at [fordvip.com](http://fordvip.com) for a no-obligation quote. Insurance offered by American Road Services Company (In CA, American Road Insurance Agency), a licensed agency and subsidiary of Ford Motor Company. □ **Genuine Ford Accessories** will be warranted for whichever provides you the greatest benefit: 12 months or 12,000 miles (whichever occurs first), or the remainder of your Bumper-to-Bumper 3-year/36,000-mile New Vehicle Limited Warranty. Ford Licensed Accessories (FLA) are warranted by the accessory manufacturer's warranty. FLA are fully designed and developed by the accessory manufacturer and have not been designed or tested to Ford Motor Company engineering requirements. Contact your Ford Dealer for details and/or a copy of all limited warranties.

Comparisons based on 2013/2014 competitive models (Class is Full-Size Vans), publicly available information and Ford certification data at time of release. Some features discussed may be optional. Vehicles throughout this PDF are shown with optional and aftermarket equipment. Features shown may be offered only in combination with other options or subject to additional ordering requirements or limitations. Dimensions and capability ratings shown may vary due to optional features and/or production variability. Following release of the PDF, certain changes in standard equipment, options and the like, or product delays may have occurred which would not be included in these pages. Your Ford Dealer is the best source for up-to-date information. Ford Division reserves the right to change product specifications at any time without incurring obligations. Body manufacturers are responsible for compliance certification of the completed vehicle. The Ford New Vehicle Limited Warranty and any government certification made by Ford shall cover only the vehicle as manufactured by Ford and shall not extend to any addition, modification or change of or to the vehicle by the Ford Authorized Pool Account. □ HD Radio is a proprietary trademark of iBiquity Digital Corp. □ iPod is a trademark of Apple Inc., registered in the U.S. and other countries. □ Masterack, QuietFlex and EconoCargo are registered trademarks of Leggett & Platt Commercial Vehicle Products Company. □ Microsoft is a registered trademark of Microsoft Corporation. □ PANDORA, the Pandora logo, and the Pandora trade dress are trademarks or registered trademarks of Pandora Media, Inc. Used with permission. □ SiriusXM Satellite Radio, SiriusXM Traffic and Travel Link subscriptions sold separately or as a package after trial period. See SiriusXM Customer Agreement for complete terms at [siriusxm.com](http://siriusxm.com). Fees and programming subject to change. Sirius satellite service is available only to those at least 18 years of age in the 48 contiguous USA, DC, and Puerto Rico (with coverage limitations). Sirius, XM and all related marks and logos are trademarks of Sirius XM Radio Inc. □ The Bluetooth word mark is a trademark of the Bluetooth SIG, Inc.

Follow Ford:



[facebook.com/fordtrucks](http://facebook.com/fordtrucks)



[twitter.com/fordtrucks](http://twitter.com/fordtrucks)



[youtube.com/fordtrucks](http://youtube.com/fordtrucks)



[gplus.to/FordMotorCompany](http://gplus.to/FordMotorCompany)

