



There's nothing newer in the world!

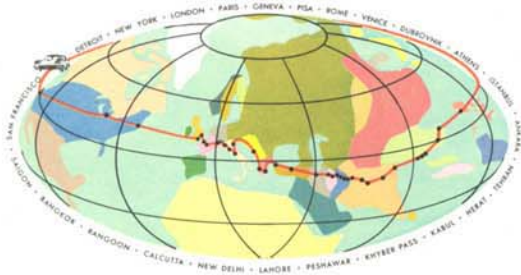
58 FORD STATION WAGONS

Proved and
approved around
the world



4N
07

NEWEST OF THE NEW WAGONS



THE WORLD'S ITS TEST TRACK

Through the hottest and coldest of temperatures . . . through the wettest and driest of climates . . . over mother nature's worst torture terrain, the '58 Ford is the first car in history to make a round-the-world "shakedown cruise" before its announcement.

The same Ford beauty, brawn, power and economy that was proved and approved in a whirlwind trip around the world is yours in every 1958 Ford Station Wagon.

Ford's six "spaceships" for '58 are the newest double-duty dandies under any sun. They all sport a daringly different Sculptured Look from the new Slipstream Roof down.

And they GO like no other Ford wagons have ever gone . . . thanks to their wholly new Interceptor V-8 engines. These V-8 go-getters are the most powerful, most efficient powerhouses in Ford's 25 years of V-8 leadership . . . thanks to new Precision Fuel Induction. What's more, you'll get up to 15% more miles per gallon with new Cruise-O-Matic Drive teamed with a new Interceptor V-8! A gas-saving rear axle ratio provides "built-in" overdrive economy!

Big riding news, too! Besides softer-acting standard and heavy-duty optional spring suspensions for '58, Ford also offers Ford-Aire Suspension. You actually float on four "pillows" of air that ride you smooth and level, regardless of load or road conditions. It's like riding on a cloud! You'll discover a world of difference with Ford's new Magic-Circle Steering, also. It's the next best thing to power steering . . . makes handling and parking a breeze.

There's nothing newer in the world than these beauties . . . yet they're priced Ford low. No wonder Fords are the world's best-selling station wagons . . . year after year after year.

9 Passenger Country Squire shown in Raven Black



9 Passenger Country Squire shown in Torch Red

9 Passenger COUNTRY SQUIRE

The luxury leader of Ford's wagon line. 4-doors, 9-passengers BIG, the Country Squire features a new Slipstream Roof . . . new all-weather paneling that looks like mahogany, wears like steel . . . new all-vinyl

and woven plastic interiors with bright new color schemes. (They're so easy to love, so easy to clean.) With its single release lever, no gates open more easily. And it's "kid-proof"—can't be opened from inside.




**The all-new Country Sedan
MAKES ALL THE DIFFERENCE IN THE WORLD**

Here's a spacious business "hauler." Its rugged build and new Interceptor V-8 power are just right for heavy loads. And it has long, low sculptured styling for the businessman who wants to make a good impression. With optional Ford-Aire Suspension it gives you supreme riding comfort, for you literally float on air while you're carrying a load fit for a truck.



A styling highlight—Ford's new Safety-Twin headlights. This double-beam system gives you stronger, better-placed lighting for all driving.



Graceful sweep-back pillars and distinctive triangular vent windows allow the windshield to wrap around fully for better visibility.

HN
07



9 Passenger
COUNTRY SEDAN

9-Passenger Country Sedan shown in Style Tone combination of Colonial White with Sun Gold and optional ribbed gold anodized aluminum trim




Nine fit fine into this spacious 4-door beauty. Note how the low silhouette is set off with a new streak-of-gold side trim . . . a new jet-like air scoop on the front hood . . . and a totally new front-end treatment. The grille is of long-lasting, clear-anodized aluminum in a glamorous "suspended circle" design. Massive one-piece bumper provides protection to the front and sides. A graceful grille guard, standard on all models, adds a fresh styling note, too. With the rear seat out,

Stowaway seat down and the gate open, there's over 37 square feet of flat floor—room for even the kitchen sink. The drawing at left shows the lap of luxury you sit in. Elegant new color-keyed interiors feature newly decorated door panels and trim as well as all-vinyl or woven plastic seat fabrics that come clean as a whistle with just a wipe. Stowaway center seat is divided and hinged and features new seat back safety catch. Makes "in and out" rear seat traffic quick and easy.



This new Country Sedan WORKS A 16-HOUR DAY

In the A.M., it hauls your furniture, boat, shrubbery . . . or what have you! (Businessmen take note!) In the P.M., it takes 6 big folks to the dance, to the movies, to town . . . in high style! And this year, chores get done quicker than ever . . . thanks to Ford's new Interceptor V-8 with thrifty Precision Fuel Induction.



Above all, is Ford's all-new Slipstream Roof. Eight sculptured-steel grooves extend back from the split-level line to the end of the roof. They are there to strengthen, as well as glamorize. Beneath this beauty, are six brawny steel braces . . . for even greater roof rigidity.



6-Passenger Country Sedan shown in Style Tone combination of Colonial White with Silverstone Green and optional ribbed gold anodized aluminum trim

6 Passenger COUNTRY SEDAN



Six big folks enter America's favorite wagon through 4 wide-opening doors. Full wrap-around rear window in liftgate adds high note of style as well as better vision. At left, you see Ford's new gracious wagon interior. There's a variety of color-keyed combinations . . . green

or red vinyl—or blue or beige woven plastic. There's nearly 9 feet of level floor space with Stowaway seat tucked away and tailgate down. As in all models, a special catch holds Stowaway seat-back firmly in "up" position. You never had it so safe, so quiet, so comfortable.



**The Del Rio . . . JACK-OF-ALL-TRADES
AND QUEEN OF HEARTS**

This 2-door "glamour gal" fills anyone's bill. A real toter for super-sized families. (Everyone goes!) Suburbanites love the way it pitches in with the family chores. (Like hauling a week's groceries or a month's vacation gear.) And businessmen find its long, low lines and giant-sized cargo area are good for business!

Ford wagons are BIG in little comforts, too. Door lock button is placed up front—right at your finger tips—for easier reaching. Stylish triangular vent windows open and close with an easy "push-pull" motion.

Another styling feature is new Safety-Twin taillights: 4 red cones mounted on a bright-metal strip. Inner lights serve as taillights only. Outer lights are taillights, stop lights and turn signals.



HN
07



Del Rio Ranch Wagon shown in Style Tone combination of Colonial White with Torch Red and optional ribbed gold anodized aluminum trim



DEL RIO RANCH WAGON

It's mighty easy for folks to enter this 6-passenger dreamboat. Door checks hold the doors open either part way or all the way, as you choose. Like all Ford wagons, the windshield pillars sweep back to give you the best in wide-angle vision. There's 78 cubic feet of cargo space. Room for a small army . . . or a small navy! New

interior colors and patterns match exterior styling to a "T." Floor covering is scuff-proof and youngster-proof. Seats have foam cushions. Front seat easily adjusts to 11 positions with standard 2-way . . . or 77 positions with new manually operated 4-way Posture Control, optional at slight extra cost.



**MIX BUSINESS WITH PLEASURE . . .
at Low Ranch Wagon Prices**

Now you can choose your Ranch Wagon with *either* two doors or four doors. Ford has both! You can't beat the 2-door Ranch Wagon for economy—it's the lowest priced of the low-price three.* For extra convenience in loading people or payloads, the Fordor model is well worth the slight additional cost. Both models feature easy loading through the wide-open tailgate.

*Based upon a comparison of manufacturers' suggested list prices



All Ford door handles are double-anchored for extra safety and strength. They are styled to provide a really effective rain shield over the easy-acting push button which is finger-contoured and features an internal weather seal.



High-style latch release features an elegant, colored Ford crest. For your convenience, it's located belt high at the top center of the tailgate. Just tuck your fingers under the latch, give an easy pull and both tailgate and liftgate spring open.



Ranch Wagon shown in Bull Bronze and Crest Beige Style Tone



Fordor Ranch Wagon shown in Silverstone Blue and Colonial White Style Tone

RANCH WAGON and FORDOR RANCH WAGON



Especially popular this year will be the economy-priced Ranch Wagon Series, which for the first time offers you a 4-door model as well as the 2-door. On both models a wide wrap-around liftgate keeps rear posts to the sides for greater visibility and it features concealed assist springs for easy opening. The side chrome trim is lower on the body for beauty's sake. And when you hear the low,

low price of these double-duty dandies, chances are you'll want one as a *second* car. For '58, passengers in the comfortable Stowaway rear seat enjoy more leg and knee room than ever. And you get scientifically contoured seats over non-sag springs, too. Ford Station Wagons give you a lap-of-luxury feel on even the longest trips! You'll find no better value *anywhere*.

SOME FACTS YOU OUGHT TO KNOW



With king-size cargo space like this (up to 78 cu. ft.), Ford wagons are built for busy families or busy businessmen.

Ford's cargo areas feature a long-wearing ribbed vinyl floor that is as tough and durable as they come.

Exteriors and Interiors: Gleaming, durable baked-on body enamels in exciting new colors are available in 10 Single Colors or up to 14 stunning, new Style Tone combinations. Both Single Color and Style Tone exteriors come with a choice of standard bright-metal full-length side molding or the bright-metal side molding high-lighted by optional ribbed gold anodized aluminum trim. Interiors are beautifully upholstered with long-lasting, patterned woven plastics or Embossed vinyls with Soft-Textured vinyl bolsters in colors to harmonize with exterior. Floor covering is practical Sol-Tread carpet-textured black rubber up front, and long-wearing, colored ribbed vinyl in the loadspaces. See the complete array of colors and fabrics at your Ford Dealer's.

Engines: 145-hp Mileage Maker Six—223-cu. in. displacement; 3.62" bore x 3.60" stroke; 8.6 to 1 compression ratio; regular fuel; manual choke. *New 240-hp Interceptor 332 V-8* (optional)—332-cu. in. displacement; 4.00" bore x 3.30" stroke; 9.5 to 1 compression ratio; regular fuel. Low-silhouette 2-venturi carburetor, automatic choke, Y-type single exhaust. *New 265-hp Interceptor 332 Special V-8* (optional)—332-cu. in. displacement; 4.00" bore x 3.30" stroke; 9.5 to 1 compression ratio; regular fuel. Low-silhouette 4-venturi carburetor, automatic choke, Y-type single exhaust. *New 300-hp Interceptor 352 Special V-8* (optional)—352-cu. in. displacement; 4.00" bore x 3.50" stroke; 10.2 to 1 compression ratio; premium fuel. Low-silhouette 4-venturi carburetor, automatic choke, dual exhausts.

Engine Features: For greater economy and longer life, all Ford engines have Short Stroke, low-friction design, with deep-block construction; intake and exhaust valves are free-turning, overhead type; Super-Filter air cleaner has reusable paper element; lubrication is full-pressure type with Full-Flow disposable-type oil filter; 12-volt electrical system gives better starting ability; turbo-action 18-mm. spark plugs are designed for increased gas mileage; V-8 engines are electronically balanced while operating under own power, to provide optimum smoothness. All Interceptor V-8's feature hydraulic valve adjusters for quietness and Precision Fuel Induction for superior performance and economy.

Automatic Transmissions: *Fordomatic Drive*—features smooth-acting torque converter combined with automatic gear train. Three forward gears, one reverse. Water-cooled with V-8's, air-cooled with Six. *Cruise-O-Matic Drive*—a brand-new automatic transmission with all the advantages of *Fordomatic Plus* an additional Drive selection which permits low-gear starts in "D1" range for full-power getaways and inter-

mediate-gear starts in "D2" range for sure-footed acceleration, coupled with a 2.69 to 1 rear axle ratio for fuel economy. With Special V-8's only.

Suspension: 4-Way Swept-Back ball-joint front suspension has new, threaded, permanently lubricated bushings in upper control arms and softer coil springs for an easier ride. Even-Keel rear springs provide softer-action variable rate with tension-type shackles and wind-up control rubber bumpers over springs.

Ford-Aire Suspension, optional with Interceptor V-8's and automatic transmissions, provides the utmost in smooth, soft-riding characteristics regardless of load or road conditions. Engine-driven compressor furnishes air to reservoir tank which feeds to individual nylon-rubber "pillows" at each wheel. Automatic leveling valves regulate air pressure to maintain constant car height regardless of load conditions.

Rear Axles: Husky, low-slung hypoid, semi-floating, with special Deep-Offset straddle-mounted pinion, permits lower car level without sacrifice of inside room. Torque-Tailored Ratios (to 1): *Conventional Drive or Overdrive*—3.89 with Six, 3.70 with 332 V-8 or 352 Special V-8. *Fordomatic Drive*—3.56 with Six, 3.10 with 332 V-8, 2.91 with 352 Special V-8. *Cruise-O-Matic Drive*—2.69 with Special V-8's.

Steering: New Magic-Circle recirculating-ball type steering gear gives less friction, easier steering, 27 to 1 over-all ratio. Approx. 40-ft. turning diameter.

Brakes: Giant-Grip, Double-Sealed self-energizing hydraulic brakes have suspended pedal, dash-mounted master cylinder. Drum diameter is 11". Lining area is 191 sq. in.

Tires: 4-ply black tubeless on 5½" safety-type rims; 7.50 x 14 on all except 9-passenger models which have 8.00 x 14.

Dimensions: 116" wheelbase; 202.7" over-all length. Height (maximum with design load) 58.6" for 6-pass. models, 58.8" for 9-pass. models.

Other Available Equipment: Heavy-duty springs and shock absorbers. Lifeguard padded instrument panel and cushioned sun visors. Ford seat belts. Manually operated 4-way front seat. 4-Way Power front seat, ing. Power-Lift windows, I-Rest tinted safety glass. Overdrive, *Fordomatic*, *Cruise-O-Matic*, Air Conditioner; SelectAire or PolarAire, including tinted glass (V-8's only). Whitewall tires. Fuel-vacuum pump for positive-action windshield wipers.

Prices: All Power Assists and Accessories as well as some of the items illustrated or referred to in this catalog are at extra cost. For the price of the model with the equipment you desire, see your Ford Dealer.



Extra large Stowaway and rear seats in 9-passenger models are just what you need when the whole gang comes along.



When you slip out the rear seat (with no effort), there's room for a load of cargo and six big folks.



Stowaway seat tucks under easily to make room for a giant haul. There's still room for three folks up front.

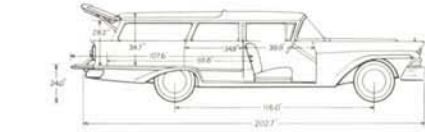
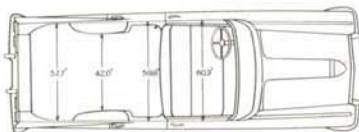


With Stowaway seat up, 6-passenger models feature plenty of "living room" for the whole family.



Simply fold the Stowaway seat down (easy as pie) and you've got yourself a "roommate" for busy living.

The 58 Ford makes BIG a low-price word. For payloads or payloads, nothing measures up to America's favorite wagon . . . Ford!



You'll find all '58 Ford Station Wagons are eager beavers when there's work to be done. They don't dilly-dally. In minutes flat, they convert from luxurious passenger liners to spacious cargo ships. They load easily from rear or either side.

Comparative information in this catalog was obtained from authoritative sources, but is not guaranteed. The specifications contained herein were in effect at the time this catalog was approved for printing. Ford Division of Ford Motor Company reserves the right to discontinue models at any time, or change specifications or design, without notice and without incurring obligation.

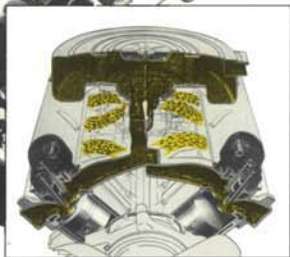
HN
07



MORE "GO" ON LESS GAS WHEN YOU DRIVE . . .

Ford's Totally New Interceptor V-8 Engine with Precision Fuel Induction

New Precision Fuel Induction makes the difference . . . more power on less gasoline. The engine heads are solidly joined by a rugged, one-piece manifold. The intake manifold expresses fuel-air mixture from the carburetor *directly* to the cylinder heads. No old-fashioned, inefficient zig-zag routes. Result: a more rigid, smoother, longer-lived engine . . . greater "go" on less gas . . . greater quiet, too—because noise is "sealed in." Combustion chambers are new, also! They've been machined smooth so that volume is equalized for more uniform power output. Valve ports have a new alternate intake-exhaust arrangement to help prevent "hot spots" that cause warping. The valve lifters are of the hydraulic type which automatically maintain zero lash adjustment for prolonged valve life and engine quietness.



With such efficient design, such red-hot power, it's no wonder Ford's all new Interceptor V-8 conquered the most torturous driving conditions on three continents . . . from the Swiss Alps, through Asia's famed Khyber Pass, over tough Thailand terrain, and across America's rugged Rockies.



All-new 265-hp Interceptor 332 Special V-8 with 4-barrel carburetor delivers maximum performance from regular gasoline. From its rigid, deep block to its rim-bolted valve rocker covers, every feature contributes to smoother, quieter operation and longer engine life.



All-new 240-hp Interceptor 332 V-8 with 2-barrel carburetor is the standard V-8. A brilliant member of the new Interceptor family, it raises standards of engine efficiency and economy to a new level. Short-stroke design and precision fit of all moving parts increases engine life.



*The Khyber Pass—
Ford power flattened
this baby the same way
it flattened the Alps.*



Ford's 145-hp Mileage Maker Six is the most economical, most modern "six" in America today. The Ford Six delivered more actual miles per gallon than any engine in the latest Mobilgas Economy Run. And now new timing and carburetion advances give up to 10% more fuel economy.

4 GREAT ENGINES—4 TERRIFIC TRANSMISSIONS

ENGINE	TRANSMISSION
145-hp Mileage Maker Six	3-speed, Overdrive or Fordomatic
240-hp Interceptor 332 V-8	3-speed, Overdrive or Fordomatic
265-hp Interceptor 332 Special V-8	Cruise-O-Matic
300-hp Interceptor 352 Special V-8	3-speed, Overdrive, Fordomatic or Cruise-O-Matic



CRUISE-O-MATIC

The newest in automatics . . . with *two separate* driving ranges. New "D1" range for full-power getaways . . . "D2" for gentle, sure-footed acceleration.



FORDOMATIC

Features smoother-than-ever shifting from direct to intermediate or into reverse. Three forward gears let you start normally or extra fast.



OVERDRIVE

A real engine saver! Automatic 4th gear lets your engine loaf at 35 mph while you actually do 50 mph. Saves up to 15% on gas bills, too!



CONVENTIONAL DRIVE

Gives you the easiest manual shifting there is! Gear ratios are tailored to each engine for top performance and the utmost in economy.



1/2

All window areas are designed for full-circle visibility

6 all-steel roof braces are solidly attached to roof rails on both sides

Front pillars sweep back for wide-angle vision through wrap-around Full-View windshield

High-level body ventilation system employs lowered inlets on cowl top for cleaner air



Silent-grip body mounts join body and frame... soak up shock and noise

Double-ribbed floor pan has 5 sturdy cross members welded to bottom surface

Special safety seat anchorage locks front seat directly to frame

Foam-rubber padded seats are scientifically contoured over non-sag springs

Cowl upper and side panels, front door pillars and dash panel are integrated into a strong, rigid unit

THESE BUSY BODIES ARE REALLY BUILT

 <p>Front Hinged Hood is spring counterbalanced with all panels welded to give the greatest possible strength.</p>	 <p>Wide-opening Doors swing open a full 70 degrees to let you get 'in and out easily.</p>	 <p>Two-stage Door Checks hold the big front doors open conveniently in two positions.</p>	 <p>Automatic Door-man Hinges help swing the big rear doors full-open or full-closed.</p>	 <p>Double-Grip Door Locks rotate rather than slide into position for the easiest operation ever.</p>	 <p>Roof Insulation is full half inch of sound-absorbing material. Best in the low-price field.</p>	 <p>Dash Insulation is three full layers thick. Both engine noises and weather stay out.</p>
---	--	--	---	---	---	---



You never had it so easy! When you open this tailgate you get a "built-in" assist in swinging the lifgate upward—*automatically!*



You never had it so big! With lifgate up and tailgate down, you get longer load support space than in many panel trucks.


New sliding arm braces and C-type hinges with concealed assist springs work automatically; give you a "lift" with the lifgate!



Rugged, hinged support arms at sides have high strength to hold the tailgate firmly in wide-open position.



Ford got a lot in common with the Parthenon—beautifully designed and built to last—Athens, Greece



107

HERE'S RUGGED PHYSICAL STAMINA!

Ford's '58 chassis is the huskiest and safest ever designed by Ford—the car that pioneered Lifeguard Design. Notice how the frame bows *out* so that it “contains” the body. It's built a full *foot* wider midway to give you the utmost in wall-to-wall protection. And because these side rails extend *outside* the passenger seating area, you get extra protection in the event of side impact. These side rails have *five* sturdy cross members (three of husky tubular steel construction) for greater strength and rigidity, too. And this rugged

chassis gives you a *softer* ride because Ford engineers have improved and softened Ford's famous 4-way ball-joint front suspension—as well as the variable-rate rear springs. Bumps are “smoothed out” before they reach you! Then, for those who tote full capacity loads most of the time, there's optional “heavy duty” suspension.

Ford brakes are husky, king-size and double-sealed. They feature Ford's fixed-anchor design that requires only a single, simple adjustment. For ruggedness, for safety, you just can't beat the '58 Ford!



You'll steer easier with Ford's New Magic-Circle Steering



What a pleasure to take the wheel of a '58 Ford. It turns on free-rolling steel balls instead of the standard worm gear for far less friction. You not only get up to 12% easier turning, but far smoother over-all handling, too. It's the next best thing to power steering! And Ford's Master-Guide power steering which reduces steering effort up to 75% has been further improved to make your parking even *more* effortless . . . yet you retain the “feel” of the wheel under all conditions.



Ford's new Safety-Twin Headlights give even the night a new look!



DRIVING

In high beam, all four lights are lit . . . with inner lights providing highest intensity.



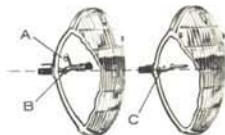
PASSING

You get low or passing beam from outer headlights. Inner lights are off when passing.


You can see the difference. With old passing beam (top photo), you see no danger ahead at this critical distance. With the new twin headlighting (bottom), your lower beam lights a tractor in your path.

For the finest lighting under all driving conditions, you actually need *two separate sets* of headlights—one best for passing, one best for driving.

With Ford's new Safety-Twin Headlighting system you have such specialization. The result is a 25% wattage increase in low beam . . . a 50% increase in the upper beam.



A. Filaments for low beam are ideally located at focal center of reflector in outer light. **B.** Outer lights have off-center filaments to help driving beam. **C.** Inner lights supply most of driving light with filaments ideally located at focal center of reflector.





THERE'S NOTHING LIKE IT IN THE WHOLE RIDE WORLD

Ford-Aire Suspension

Having Ford-Aire Suspension is the next best thing to owning a private cloud. And it can be yours on any '58 Ford Station Wagon model.

For with revolutionary new Ford-Aire Suspension, you literally ride on air—four molded nylon-rubber cushions of it. These air "springs," one located at each wheel, soak up pitch and bounce . . . give road shock the air. And, acting like powerful nylon-rubber "lungs," they expand and contract as required by the 2-speed self-leveling system to keep the car always on even keel *regardless of load!*

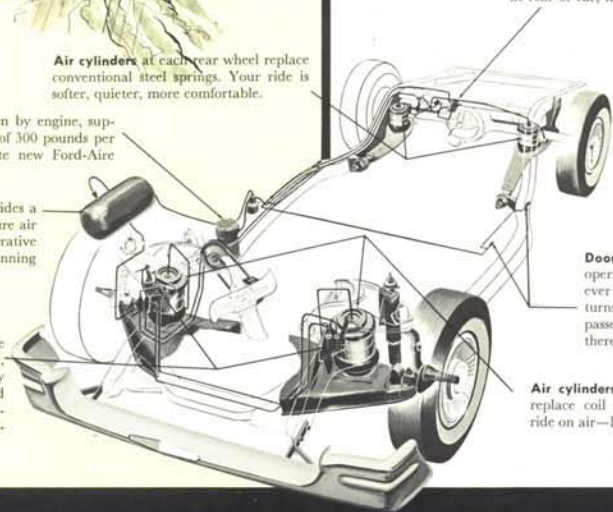
Air cylinders at each rear wheel replace conventional steel springs. Your ride is softer, quieter, more comfortable.

Air compressor, driven by engine, supplies air at a pressure of 300 pounds per square inch to operate new Ford-Aire Suspension.

Air reserve tank provides a reservoir of high pressure air to keep the system operative whether engine is running or not.

Leveling valves, one at each front wheel, operate automatically to keep car's front-end height constant regardless of amount or location of load.

Leveling valve at rear axle operates automatically to maintain constant height at rear of car, no matter what the load.



Door switches at all doors operate leveling valves whenever a door is open. Car returns to level instantly when passengers get in or out, or there's a change in the load.

Air cylinders at each front wheel replace coil springs. You literally ride on air—like floating on a cloud.



LOAD

When you open a door, the quick leveling feature goes into action to offset the added weight of passengers or load. The

car relevels almost instantly as compressed air flows from main storage tank to the air "springs" at each wheel.



HANDLING

The Ford-Aire system automatically balances the car giving excellent lateral stability, or roll control, on cornering. There's almost no swing or sway. It provides a really comfortable ride and sure handling around curves and in turns.



Now you can literally ride on air . . . and what a world of difference it makes!

RIDE

Ford-Aire Suspension soaks up road shocks before they reach you (see actual test photo above). You get the restful, luxurious comfort once associated only with the heaviest, costliest cars. You get the same, smooth, air-soft ride driving by yourself on a bumpy road

or cruising down an expressway with all passengers aboard. This is possible because the automatic slow leveling action compensates for changes in load and ride conditions while the car *is in motion!* Whether loaded heavy or light, it's like riding on a cloud!



HN
07

YEAR-ROUND COMFORT



MagicAir Heater (controls illustrated at left) provides the finest in heating, ventilating and defrosting.

PolarAir Conditioner gives you summertime comfort no matter how high the temperature outside... and at a surprisingly low cost. It's easy to operate with two handy control knobs and six directional air outlets. Price includes sun-filtering tinted glass for the windshield and all windows.

SelectAir Conditioner provides refrigerated air conditioning and warm-air heating—all in one system. Price includes tinted glass all around.

POWER ASSISTS



Swift Sure Power Brakes, with suspended design, are the brakes you love to touch. Safe stops take up to one-third less effort. Even traffic's a treat! It's just a touch of your toe and "whoa"!



Automatic Drive. Choose either Ford's brilliant new Cruise-O-Matic Drive with its low or intermediate gear starts and overdrive economy, or improved Fordomatic Drive with smoother than ever shifting from direct to intermediate.



4-Way Power Seat moves up, down, forward or back... with a touch of the button at bottom of seat. You get just the right leg room and height for easier, safer driving.



Master-Guide Power Steering has been redesigned so that less effort than ever is needed to turn the wheels when car is standing still. Cuts steering effort up to 75%.



Power-Lift Windows can be lowered or raised from centrally located buttons on driver's door. For each passenger's convenience, there is a button under each window, too!



Lifeguard Design, a Ford exclusive in its field, includes these safety features: (1) Double-Grip door locks that reduce the possibility of doors springing open upon impact. (2) deep-center impact-absorbing steering wheel. (3) shatter-resistant rearview mirror with safety swivel. And the "optionals"—(4) new double-anchored, fully cushioned sun visors. (5) super-impact instrument panel padding. (6) body-anchored nylon seat belts—can give your family so much extra protection for a little cost.

Genuine Ford Accessories for 1958

Aquomatic Windshield Washer-Wiper sprays two jets of water each time you press the foot-pedal. Wipers go into action *automatically*. Release the pedal and wipers *automatically* stop.

Front Fender Antenna is engineered to provide maximum reception with Ford radio receivers, both in the city and on the highway.

Bolted-On Luggage Rack is permanently attached to roof. Made of bright-metal, it adds even *more* storage capacity to your handsome Ford "hauler!"

Adjust-O-Ring Mirror gives you a wide range of adjustment. Its clear-view mirror and ring visor provides protection against rain, snow and mud.

Gunsight Front Fender Ornament is unmistakably different. It symbolizes the ultra-smart styling that has captured the imagination of the whole wide world.

Fashion-Ray Wheel Covers of bright-metal add so much to the good appearance of your new Ford. Their brilliance makes the whole car sparkle.

Rocker Panel Trim of easy-to-clean stainless steel makes your Ford look even longer and lower. And it protects the lower body edge against stone nicks.

Fender Shields will help your '58 Ford to look longer, lower and livelier than ever. Made of steel, they can be painted to match your car's finish.

Glamorous Trim Panel of ribbed gold anodized aluminum is available with either Single Color or Style Tone paint on Country Sedans and Del Rio Ranch Wagon.

Backup Lights are new round shape and built right into the car. They flood the area behind the car with twin beams of light when car is in reverse.

OTHER FINE FORD ACCESSORIES AT YOUR FORD DEALER'S



Signal-Seek Radio* automatically tunes in station in either direction of the dial. Town button (T) tunes local stations, Country (C) gives broad coverage. * Transistor Powered



Console Range Radio is transistor-powered for '58, yet is still moderately priced. Automatic push-button tuning gives you a choice of any five pre-selected stations you wish.



MagicAire System brings you heating, ventilating and defrosting all in one! Four big nozzles give even heat distribution for effective defrosting.



Self-Regulating Electric Clock retimes itself automatically each time you set it! The smart functional design is accentuated by illuminated dial and full-sweep second hand.



PolarAire Conditioner offers cool comfort at surprisingly low cost (V-8's only). Its "on-off" magnetic clutch controls car temperature *automatically*.



Full-View Mirror makes it easy to be sure, be safe. Located outside, it gives you a sharp, clear image and has an off-center ball joint for wide adjustment positioning.



Visored Full-View Mirror lets you drive more safely under all kinds of driving conditions. The new rearview mirror has ball joint for wide adjustment.



Inside Non-Glare Mirror turns off blinding glare from headlights behind you with a flick of your finger. Just press tab and glare is deflected away.



Visored Spotlight Mirror gives night- and -day convenience. And the hooded feature makes each effective in all weather. Adjusts easily from inside car.

- CAR MATS, CONTOUR, FRONT OR REAR
- CAR MAT, TWIN CONTOUR, FRONT ONLY (one piece)
- CHROME HEADLIGHT TRIM
- CIGARETTE LIGHTER (Ranch Wagon and Fordor Ranch Wagon)
- FORD SEAT BELTS
- HEATER, RECIRCULATING AND DEFROSTER
- LIFEGUARD JR. REAR DOOR LOCKS
- LOCKING GAS CAP
- LUGGAGE RACK, STRAP-KIT (for temporary installation)
- SEAT COVERS
- SELECTAIRE CONDITIONER (V-8's only)
- TISSUE DISPENSER
- VENTILATED SEAT CUSHIONS

Set your family TWO-FORD FREE

Two-Ford families get twice the work done . . . and get *two* fine cars for the price of one. Here are glamorous partners for your Ford Station Wagon. There are 2-doors, 4-doors, hardtops and sedans. In this big selection, you'll find just the right *second Ford* for your needs and budget.



CUSTOM 300 TUDOR SEDAN



CUSTOM 300 FORDOR SEDAN



CUSTOM 300 BUSINESS SEDAN



FAIRLANE CLUB VICTORIA



FAIRLANE TOWN VICTORIA



FAIRLANE TOWN SEDAN



FAIRLANE CLUB SEDAN



FAIRLANE 500 SKYLINER



FAIRLANE 500 TOWN VICTORIA



FAIRLANE 500 CLUB VICTORIA



FAIRLANE 500 SUNLINER



FAIRLANE 500 TOWN SEDAN



FAIRLANE 500 CLUB SEDAN



There's nothing newer in the world!

58 FORD STATION WAGONS