

*Plymouth*

STATION WAGONS





Illustrated on cover and inside front cover, The 4-door Sport Suburban (V-8 or 6, 9 or 6-passenger)




The 4-door Custom Suburban (V-8 or 6, 9 or 6-passenger)

Let the others try to catch Plymouth now! They'll never do it! Plymouth's twelve new "idea wagons" bring you *more* beauty, *more* usable space, *more* safety-power, more fresh ideas than any other wagon in Plymouth's field. In fact, you could pay thousands of dollars more and *still* not beat Plymouth's size, riding comfort or years-ahead features. Station wagons simply don't come any bigger . . . or any more beautiful than Plymouth . . . at *any* price!



STAR OF THE FORWARD LOOK... PLYMOUTH



The 2-door Custom Suburban (V-8 or 6, 6-passenger)



The 2-door De Luze Suburban (V-8 or 6, 6-passenger)

**ROOM THE OTHERS CAN'T MATCH**


Believe it or not—no other station wagon at any price tops Plymouth in size or roominess! Plymouth is big *outside*, with its giant 122-inch wheelbase. And Plymouth is big *inside*, with its long 10-foot cargo deck and more than 100 cubic feet of usable space with tailgate closed.

**REAR-FACING 3RD SEAT**

Here's real 9-passenger capacity—with the only full-size 3rd seat in Plymouth's field. Called the Observation Car Seat, it faces to the rear. Plenty of room for three rangy adults—plenty of fun for restless youngsters. When not in use, the 3rd seat folds flush into the floor in just seconds, leaving loading area completely clear.

**DISAPPEARING REAR WINDOW**

No clumsy overhanging tailgate for Plymouth owners! Electrically operated rear window—standard on all 9-passenger models, optional on all 6-passenger models—disappears right into lower section. Separate control switches for driver and passengers. Manual operation is standard on all 6-passenger models.

**RICH INTERIOR STYLING**

Other station wagons simply don't match the beauty and luxury of these new fabrics. Specially created for Plymouth station wagons, they're limousine-rich, exceptionally wear-resistant and easy to clean. Color-matched flooring and plastic headlining completes Plymouth's "inside story".

**...AHEAD FOR KEEPS WITH THESE EXCLUSIVE FEATURES!****EASY-ENTRY BACK STEPS**

Ever try to edge past the 2nd seat to reach the cramped 3rd seat of an ordinary station wagon? Then you'll really appreciate Plymouth's knee-high "back step" at the base of each Directional Stabilizer. One easy step up, and you're in Plymouth's spacious, rear-facing Observation Car Seat.

**REAR-FENDER TIRE STORAGE**

On 9-passenger models, the spare tire stores under the right rear fender, safely and securely out of sight. No need to unload to get at your spare—simply loosen the fender flap from underneath, pull down and back, and there it is! This exclusive space-saving idea helps make possible the full-width 3rd seat.


**UNIQUE SEAT DIVISION**

A wonderful convenience only Plymouth thought of! On all 2-door models, the front seat is divided  $\frac{1}{2}$ - $\frac{2}{3}$ , rather than in the middle. Each section folds forward independently—enabling passengers to enter 2nd seat without disturbing those in front. There's extra comfort for everyone in Plymouth station wagons!

**LOCKED LUGGAGE COMPARTMENT**

At last, you can lock suitcases, clothes, and other valuables safely out of sight. All 6-passenger models offer (at moderate extra cost) this exclusive 10-cubic-foot storage compartment. It's another "hidden value" that you'll find only in Plymouth station wagons in their field.






**AHEAD FOR KEEPS—PLYMOUTH RIDING COMFORT!**

Only Plymouth, in the low-price 3, offers a revolutionary new suspension system—Torsion-Aire—as standard equipment on all models. Up front, torsion bars eat up bumps with their rotary twisting action; in back, longer, stronger leaf springs and exclusive Oriflow shock absorbers help keep you always level.




**AHEAD FOR KEEPS—PLYMOUTH DRIVING EASE!**

Plymouth pioneered with magical 2-speed Push-Button PowerFlite (extra equipment), and now steps even farther ahead with new 3-speed Push-Button TorqueFlite—unequaled for smoothness in all driving ranges. TorqueFlite is available on all V-8 Suburban models at extra cost—and worth it!



**AHEAD FOR KEEPS—PLYMOUTH BRAKING SAFETY!**


For brake stopping power, Plymouth's super-safe 11-inch Total-Contact Brakes can't be equalled in Plymouth's field. Exclusive centering action gives quicker straight-line stops with up to 25% less pedal pressure, and longer brake lining life, too. And only Plymouth has two cylinders in each front brake.



**AHEAD FOR KEEPS—PLYMOUTH'S GREAT ENGINES!**

This year there are four great station wagon engines. Choose from Plymouth's brilliant new 305-hp Golden Commando V-8 (illustrated); the famous 318-cubic-inch Fury V-800 (standard V-8 on all models); the Fury V-800 with Super-Pak; and the PowerFlow 6. Each engine available in every model.


**THERE'S NO CATCHING PLYMOUTH!**




**1** With 2nd seat in position, there's ample room for six passengers, plus space for luggage, sports equipment, groceries and plenty more.




**2** 2nd seat folds forward and flush with floor (same as in 4-door models—explained below) when you need additional loading area.




**1** 2nd seat and rear-facing 3rd seat in normal positions give you genuine 9-passenger capacity. All seats are full-width and full-depth.



**2** Now let's say you need cargo space: simply tilt 3rd seat cushion backward as shown in complete 150° arc to flat position. Then . . .



**3** Also tilt 3rd seat-back backward to occupy space just vacated by seat cushion. You have generous loading area in a matter of seconds.



**4** For maximum cargo capacity, push 2nd seat cushion and seat-back forward in same way. This gives you full, level, 10-foot loading deck.



# STATION WAGON HEAVY-DUTY SPECIFICATIONS

**CHASSIS** Arc-welded frame with double-channel box-section side rails. Five sturdy crossmembers. Special high-performance chassis at extra cost on all models equipped with Golden Commando engines includes heavy-duty torsion-bar springs, heavy-duty Onflow shock absorbers both front and rear, and heavy-duty 6-leaf rear springs. Hydraulic 11-inch Total-Contact Brakes with Cyclobrake lining, 184 sq. in. lining area. Internal expanding shoes with self-centering action. Two cylinders at each front wheel, one at each rear. Separate external contracting parking brake with standard transmission. Extra-external internal expanding parking brake with PowerFile and TorqueFile transmissions.

**WHEELS AND TIRES** 14 x 5 inch Safety-Rim wheels with 7.50 x 14 four-ply low-pressure tubeless type tires, 14 x 5½ inch wheels and 8.00 x 14 tires on 8-passenger models (optional at extra cost on other models except when equipped with high-performance chassis). 14 x 6 inch wheels and 7.50 x 14 tires on models with high-performance chassis (8.00 x 14 Nylon tires optional at extra cost).

**SUSPENSION** Front: Combined torsion-bar springs and ball joints. Lower springing wheel. Dip-central upper arms. Wide-angle strut-supported lower arms, 100% rubber isolation. New Onflow shock absorbers. Rear: 2½-inch outboard-mounted 6-leafed springs, 100% rubber isolation. Sea-leg mounted Onflow shock absorbers.

**STEERING** Worm and ball bearing roller-type gear. Symmetric idler arm linkage for maximum control. Rubber-isolated pivots. Ball-joint steering knuckles for easy handling. Over-all steering ratio 26.8:1. Ratio with Power Steering 19.8:1.

**TRANSMISSIONS AND DRIVE TRAIN** TorqueFile: Fully automatic 3-speed Push-Button transmission with torque converter; optional at extra cost on all V-8 models. PowerFile: Fully automatic 2-speed Push-Button transmission with torque converter; optional at extra cost on all models with standard chassis. Synchro-Shift, manual 3-speed transmission standard on all models; Overdrive available except on models equipped with high-performance chassis. Hotchkiss drive through rear springs. Hypoid rear axle.

**STANDARD REAR AXLE RATIOS (ALL MODELS)** TorqueFile V-8—choice of 2.93:1 or 3.15:1 (3.31:1 with high-performance chassis). PowerFile V-8—3.31:1. PowerFile 6-cylinder—3.73:1. Manual V-8—3.54:1 (3.73:1 with high-performance chassis). Manual 6-cylinder—3.73:1. Overdrive V-8—3.90:1. Overdrive 6-cylinder—4.10:1.

**ELECTRICAL SYSTEM** Light-duty 12-volt 50-ampere-hour battery. High-capacity 20-ampere generator with automatic voltage and current control. Ignition key start switch. Lighting circuit protected with circuit breaker. Permanent plastic-coated wiring throughout. Resistor-type spark plugs. Automatic mechanical and vacuum spark control. Splash-proof distributor.

**FUEL SYSTEM** Lightweight aluminum carburetor. Automatic manifold heat control. New dry paper replaceable element air filter. Dual fuel filtration on V-8 models includes woven plastic filter in gas tank and extra-fine ceramic filter at carburetor; 6-cylinder models have woven plastic filter at gas tank. Fuel capacity 22 gallons.

**BODY CONSTRUCTION** All-steel welded completely rustproofed and insulated Safety Body. Channeled and ribbed floor pan. Box-section reinforcements around all window, door, and tailgate openings. Baked enamel finish.

**GOLDEN COMMANDO ENGINE** Optional at extra cost on all models. Advanced design 8-cylinder V-type. Horsepower 305 at 5000 RPM. Taxable horsepower 52.7. Torque 370 ft. lbs. at 3500 RPM. Compression ratio 10.0 to 1. Bore 4.062 inches. Stroke 3.375 inches. Piston displacement 350 cubic inches. Two 4-barrel carburetors with balanced fuel flow to each cylinder and separate idle air bleed slots; matching intake manifold. Two concentric dry replaceable element air filters. Overhead valves. Hydraulic valve tappets. High-load valve springs equipped with anti-rattle dampers. Pistons especially designed for high-compression ratio. Special high-performance resistor-type spark plugs. Automatic mechanical and vacuum spark control. New splash-proof dual-breaker distributor. New spool-type rubber shear engine mounts. Vibration damper. Rotary oil pump. Full-flow air filter. Oil capacity 4 quarts. Full-pressure lubrication to all crankshaft, camshaft, and connecting rod bearings and to valve rocker arms and tappets. Special low-restriction dual-exhaust system.

**FURY V-800** Standard V-8 on all models. 8-cylinder overhead-valve V-type. Horsepower 225 at 4400 RPM. Taxable horsepower 48.9. Torque 330 ft. lbs. at 2800 RPM. Compression ratio 9.0 to 1. Bore 3.91 inches. Stroke 3.31 inches. Piston displacement 318 cubic inches. 2-barrel down-draft carburetor. Rotary oil pump. Strain-type oil filter. Oil capacity 5 quarts. Full-pressure lubrication to all crankshaft, camshaft, and connecting rod bearings and to valve rocker arms and tappets.

**FURY V-800 WITH SUPER-PAK** Available in all models at extra cost. Specifications same as for Fury V-800 above, except for following changes. Horsepower 250 at 4400 RPM. Taxable horsepower 48.9. Torque 340 ft. lbs. at 2800 RPM. 4-barrel carburetor with matching intake manifold and special air cleaner. High-performance camshaft and distributor. Special design free-flow dual exhaust system.

**POWERFLOW 6** Available on all models. 6-cylinder inline L-head valve arrangement. Horsepower 132 at 3600 RPM. Taxable horsepower 25.4. Torque 205 ft. lbs. at 1200 RPM. Compression ratio 8.0 to 1. Bore 3.25 inches. Stroke 4.53 inches. Piston displacement 230 cubic inches. Rotary oil pump. 8y-gass oil filter standard on most models. Oil capacity 5 quarts. Full-pressure lubrication to all crankshaft, camshaft, and connecting rod bearings.

**COOLING SYSTEM** Coolant capacity 318-ounce-inch V-8 engines 20 quarts; with heater 21 quarts; 350-cubic-inch V-8 engine 16 quarts; with heater 17 quarts; 6-cylinder 13 quarts; with heater 14 quarts. High-pressure (14 psi) system. 4-blade wing-tipped fan. Full-length water jacking. Sense-flow cooling on 350-cubic-inch engine. Ball bearing water pump with permanent seal.

## BASIC DIMENSIONS

Wheelbase	112.8"	Over-all height	V-8 (loaded)	56.9"
Over-all length	213.1"	6-cyl. (loaded)		57.0"
Over-all width	78.2"	Logron		
Shoulder room		Front seat	45.9"	
Front seat	60.5"	2nd seat	40.2"	
2nd seat	59.5"	3rd seat	36.7"	
3rd seat	59.5"	Headroom		
Nipron		Front seat	36.0"	
Front seat	63.0"	2nd seat	35.0"	
2nd seat	62.0"	3rd seat	34.0"	
3rd seat	45.7"			

The policy of Plymouth Division of Chrysler Corporation is one of continual improvement in design and manufacture wherever possible to assure a still finer car. Hence, specifications, equipment, and prices are subject to change without notice.

Cars are illustrated with items of optional equipment available at moderate extra cost. A special air mattress is available for Plymouth station wagons; ask your dealer for details.

## CARGO DIMENSIONS

- Over-all floor length with tailgate open . . . 2nd seat and 3rd seat folded flush into floor . . . 129 1/2" over 10 feet!
- Over-all floor length with tailgate closed . . . 2nd seat and 3rd seat folded flush into floor . . . 101 1/8"
- Over-all floor length with tailgate open . . . 2nd seat up and 3rd seat folded flush into floor . . . 83.2"
- Over-all floor length with tailgate closed . . . 2nd seat up and 3rd seat folded . . . 64.1"
- Width between rear wheel housings . . . 45.7"
- Height of rear entrance opening . . . 28.7"
- Width of rear entrance opening . . . 50.0"

