

1961 FORD ECONOLINE

STATION BUS

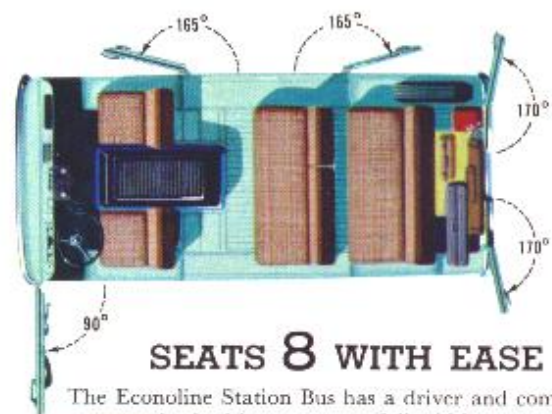


Smart, new vehicle for “station wagon”
comfort plus new economy and utility

This modern Station Bus can provide plenty of stretch-out roominess for the whole family, with lots of luggage space for trips and camping fun. And, in just minutes, it can be made into a utility van with 204 cubic feet of load-space for business, moving days, or any time you want to carry those bulky items that won't fit in a regular station wagon. Yet, with all its inside room, the outside length is shorter for better maneuverability in traffic and easier parking. And you'll enjoy the unexcelled all-round visibility that makes driving safer and easier.

There are big new savings, too, with low initial cost—it's priced* below most compact station wagons—and offers superior economy of operation. The 144 Economy Six, the same gas-saving engine used in the Falcon pickup, goes a full 4,000 miles between oil changes. The engine cover is well insulated to keep out heat and noise for your driving comfort.

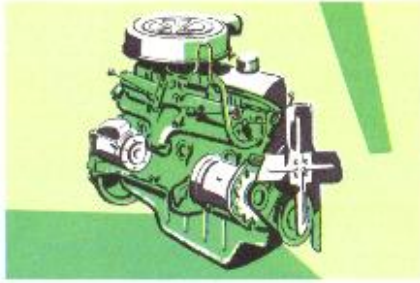
*Based on a comparison of the latest available manufacturers' suggested retail delivered prices




SEATS 8 WITH EASE

The Econoline Station Bus has a driver and companion seat standard with one or two full-width seats available in passenger compartment. Large 49.1-inch-wide double door opening at side, with optional retractable step, provides convenient entry to passenger area. Big rear doors give easy access to luggage space: 93.4 cu. ft. with second seat; 32.4 cu. ft. with both rear seats. Front door window rolls down and side windows open front and rear, providing excellent ventilation for added comfort.

Ford Econoline Station Bus Features



85-HP ECONOMY SIX gives excellent gas mileage. And its up-front design means better engine cooling and better vehicle performance. Saves on oil change expense with 4,000 miles between changes.




LESS MAINTENANCE EXPENSE with easier engine accessibility. Engine cover can be quickly lifted, exposing the engine for rapid service. Many major repairs can be made without removing the engine.



GALVANIZED PROTECTION against rust and corrosion for longer body life. All main underbody structural members on the Station Bus are heavily zinc-coated to resist rust, for greater durability.

Custom Equipment Package for comfort, style and convenience



Add to the standard Station Bus features all these custom "extras," and you'll see why the Custom Equipment Package is worth its small additional cost!

- Twill Stripe Woven Plastic Seat Upholstery plus Foam Padding in Stationary Front Passenger Seat
- Chrome Horn Ring
- Air Duct, Right Side
- Arm Rests, Black Vinyl
- Cigar-Cigarette Lighter
- Coat Hooks
- Dome Light, Passenger Area
- Door Lock, Driver's Side
- Full-Length Headlining and Hardboard Trim, Sides and Doors
- Dual Electric Horns
- Bright-Metal Hub Caps
- Chrome Window Latches
- Fiberglass Moldings, Interior—Around Windows
- Sun Visor, Right Side
- Full-Length Floor Mat

SPECIFICATIONS

GVW: (lb.)	3,600
OPTIONAL GVW: (lb.)	4,350*
MAXIMUM SEATING CAPACITY:	8
MAXIMUM LOADSPACE: (cu. ft.)	204
AXLE, FRONT: Capacity (lb.)	2,050
AXLE, REAR: Capacity (lb.)	2,300
Ratios (to 1)—Standard	3.5
Optional	4.0
BATTERY:	54 plates—40 amp-hr
Optional	66 plates—55 amp-hr
BRAKES, SERVICE: Size (in.)—Front	10 x 2.50
Rear	10 x 1.75
Total Lining Area (sq. in.)	144.4
BRAKES, PARKING:	Cable Actuation of Rear Brakes
CLUTCH: Dia. (in.)—Frictional Area (sq. in.)	8.5—67.6

COOLING SYSTEM: Capacity (gal.)	8.9
Fan, No. of Blades—Dia. (in.)	4—15
FUEL TANK: Capacity (gal.)	14
Location	Under Rear Floor
GENERATOR: Standard—Optional	25 amp.—30 amp.
SHOCK ABSORBERS:	Front and Rear
Direct Acting, Telescopic	
SPRINGS, FRONT: Capacity @ Pad (lb.)	900
Size (in.)—No. of Leaves	48.0 x 2.25—5
SPRINGS, REAR: Capacity @ Pad (lb.)	940
Size (in.)—No. of Leaves	48.625 x 2.25—6
TRANSMISSION: Synchro-Silent	3 Speed
Control	Steering Column Shift Lever
TIRES: No.—Size	5—6.50 x 13—4PR
WHEELS: No.—Size	5—13 x 4 1/2
ADDITIONAL STANDARD EQUIPMENT:	Double Side and Rear Doors; Electric Windshield Wipers;

Inside Rearview Mirror; Front & Rear Bumpers; Dome Light; Single Horn; Turn Signals; Oil Filter; Driver's Seat with Foam Seat Padding; Stationary Front Passenger Seat. Colors: Montecarlo Red; Raven Black; Academy Blue; Starlight Blue; Mint Green; Holly Green; Goldenrod Yellow; Caribbean Turquoise; Corinthian White. Two Tone paint scheme is available—any standard color combined with Corinthian White.

OTHER AVAILABLE EQUIPMENT: Auxiliary Step, Side Door; Heater and Defraster (fresh-air type, hot water heater, includes body insulation); Auxiliary Gas Heater; Radio and Antenna; Safety Package "A" (padded instrument panel and sun visors); Second Seat only or Second and Third Seats 1; ICC Four Lamp Flasher; Flip-Swing Seat (front, RH); Arm Rests; Sun Visor (RH); Rearview Mirror (outside, RH-LH); Cigar-Cigarette Lighter; Horn Ring; Turn Signals (class A); Dual Horns; Door Lock (LH); Tinted Windshield; Windshield Washers; Bright-Metal Hub Caps; Front and Rear Chrome Bumpers; Dome Light (passenger area); Positive Crankcase Ventilation; Tires: 6.50 x 13—4PR White SW, 7.00 x 13—6PR Black or White SW; For any additional equipment—see your Ford Dealer.

*4,350-lb. GVW requires 7.00 x 13—6PR tires.

†Second and third seat installation combination requires 7.00 x 13—6PR tires.

The specifications contained herein were in effect at the time this folder was approved for printing. The Ford Division of Ford Motor Company reserves the right to discontinue models at any time, or change specifications or design, without notice and without incurring any obligation. All options and accessories illustrated or referred to as optional or available in this folder are at extra cost. For the price of the model with the equipment you desire, see your Ford Dealer.

FORD TRUCKS COST LESS . . . tests certified by independent automotive experts prove it!



FORD DIVISION, *Ford Motor Company*