



1966 FORD TAXICABS



# ***New Ford Cabs...***

*designed with one eye on the meter!*

'66 Ford and Fairlane Taxicabs are built to save you money and increase the profits of your taxi business. You'll find Ford prices among the very lowest. You'll save considerably on your original investment. Equally important, Ford's efficient taxi engines and all-round dependability save you money on operating costs. Ford's famous service-saving features hold down maintenance costs and keep your cabs out of the shop and on the road where they'll make more money for you.

The big Ford comes in two taxicab models for '66, the Custom 500 and Custom. Both are round-the-clock workhorses that ride like luxury cars. They're so quiet and comfortable, your passengers will remember you...

and want to ride with you again. Ford's Taxi Special Six provides quicker response and more power with the same kind of Ford operating economy.

One look will tell you that Fairlane is all new this year. Fairlane Cabs are big enough to carry four paying passengers with room to spare. Handling ease of the cabs makes them equally at home on side streets and freeways. Fresh, new styling, greater comfort and a smooth new ride make the thrifty '66 Fairlane a welcome addition to any fleet.

To keep profits up, expenses down, choose '66 Fords and Fairlanes... the *workingest* cabs in town.

(Cover) Ford Custom 500 4-Door at Detroit Metropolitan Airport



Ford Custom 4-Door

## '66 Ford Custom 500 and Custom Taxicabs

New Ford Cabs are roomy, comfortable and easy to get in and out of. Passenger and driver will both appreciate Ford's famous smooth, quiet ride (actually better than ever this year!) Ford Cabs come with thrifty 150-hp, 240-cu. in. Taxi Special 6-cylinder engine. Delivers fuel savings *with* plenty of pep. Synchro-Smooth Drive gives smooth, *fully* synchronized shifting in all forward gears . . . permits downshifting to first without stopping.

### NEW FORD STANDARD TAXI PACKAGE

Taxi Special 240-cu. in. Six Engine with Automatic Choke. Optional: 289-cu. in. 2-barrel V-8 • Synchro-Smooth Drive 3-Speed Manual Transmission. Optional: Heavy-Duty Cruise-O-Matic Drive • 42-Amp. Alternator with Single Belt Drive and Disposable Cartridge-Type Full-Flow Oil Filter • 70 Amp-hr Heavy-Duty Battery • Lubricator-Fitted Universal Joints • Heavy-Duty Seats with Formed Foam Rubber Front and Foam-Padded Rear Cushions • Beige All-Vinyl Trim Set Including Color-Keyed Sun Visors, Black Steering Column, Front and Rear Arm Rests, Ash Trays, Beige Instrument Panel • Heavy-Duty Black Rubber Floor Mats,

Front and Rear • Heavy-Duty 11-inch Clutch (manual transmission, 6-cylinder) • Heavy-Duty Bonded Wear-Resistant Brakes, Manually Adjusted • Dual Wiring for Roof Light (with grommet in panel) • Heavy-Duty Steering Column (manual trans.)

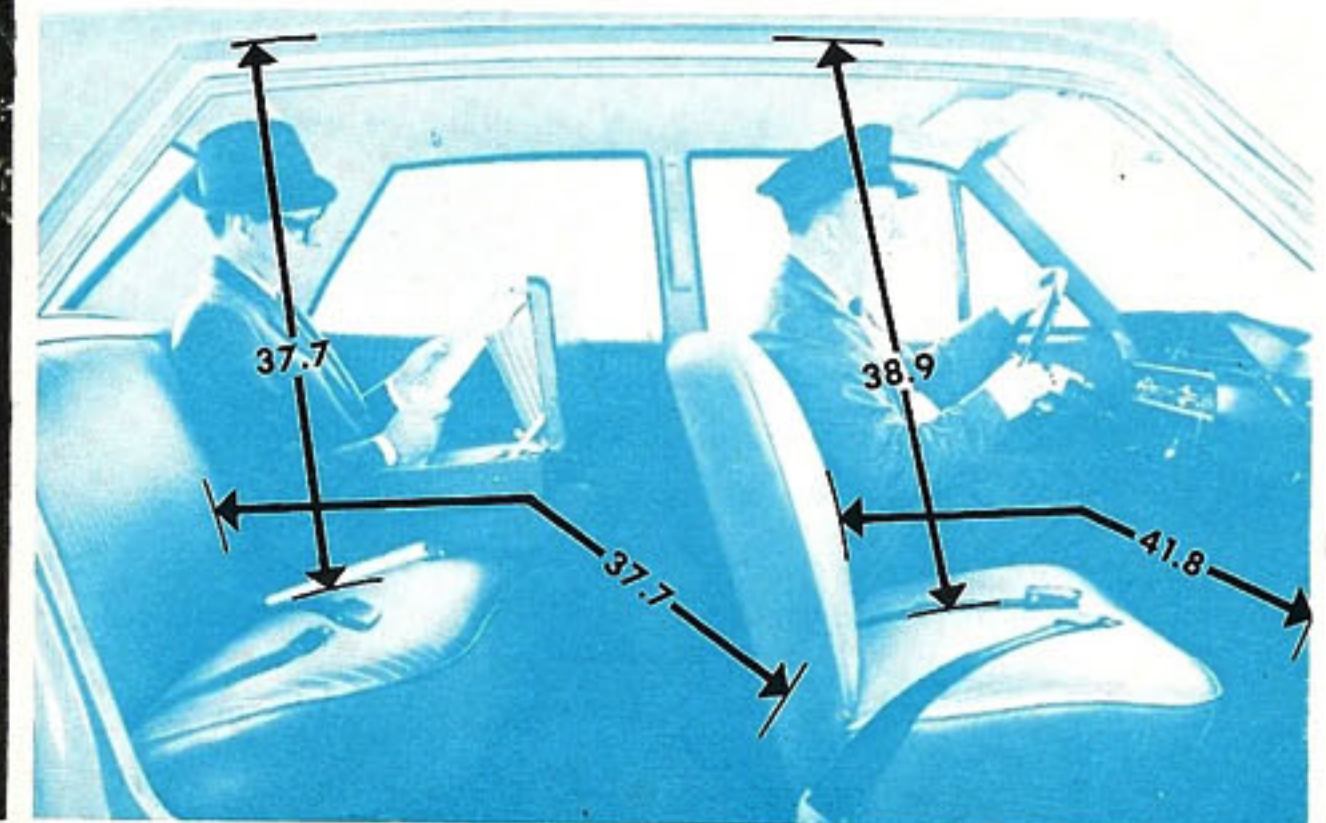

### EXPANDED TAXI PACKAGE. Standard Package Plus:


Heavy-Duty Suspension with Heavy-Duty Front and Rear Springs and Shock Absorbers • 4-Door Warning Light System (red jewel on dash lights up when any door is opened) • Assist Straps (rear) • Right-Hand Rear Door Metal Pull Handle

# Ford Taxi Interior . . . *comfortable, roomy, quiet*




Ford Taxicabs are a real treat for driver and passenger alike. Inside there's plenty of leg room, hip room and shoulder room. Ford Taxi seats are built more strongly and angled for the most restful seating support. They're foam-cushioned, too, for plush riding comfort. Ford's famous quiet ride lets passengers sit back and really relax . . . reduces driver fatigue over a long workday. Long arm rests, ash trays and full-size window controls are added touches of convenience. Attractive vinyl seat coverings, headlining and door panels are durable and easily cleaned. Front and rear seat belts are standard equipment.





A



B



C



D



E

- A. **Full Padded Dash** features impact-absorbing pad topped with vinyl. Provides greater safety and gives the instrument panel a more attractive appearance. Also a feature on '66 Fairlane Taxicabs.
- B. **Heavy-Duty Seats** feature higher capacity springs and thick padding to last longer, stay comfortable longer. Special testing equipment at Ford Engineering checks reliability and durability.
- C. **Spacious Trunk** holds four men's 2-suiters *upright* with plenty of room to spare. There's 19 cu. ft. of *usable* space. The low sill provides easier loading and unloading.
- D. **Suspended Accelerator Pedal** prevents accumulation of dirt behind the pedal. Pivoted accelerator pad adjusts to the most comfortable foot angle and reduces driver fatigue. This feature is standard on the new Fairlane Taxi, too.
- E. **Wide Sweep Visibility** in fair weather or foul is achieved by Ford's full-view windows and tandem-action, constant-speed electric wipers.

**PLUS . . .** Foot-Operated Parking Brake, Reversible Keys, Curved Side Glass, Safety-Yoke Door Latches, Sound-Sealing Insulation, Padded Sun Visors, Heater-Defroster, Windshield Washers and Single-Speed Electric Wipers, Outside Rearview Mirror, Backup Lights, Emergency Flashers, Super Diamond Lustre Enamel, and many other quality Ford features . . . all standard.

# Ford Taxicab Options

## RPO—Monthly Schedule Items

Challenger 289-cu. in. 2-Barrel V-8 Engine  
Heavy-Duty Cruise-O-Matic Drive for Six and V-8  
Power Brakes\*  
Power Steering  
Power Seat  
Deluxe Seat Belts, Front & Rear, Front Retractors  
Safety/Convenience Control Panel—vacuum door locks, door ajar warning light, low fuel warning light, seat belt warning light and emergency flasher  
Visibility Group—remote-control mirror, day/nite mirror, 2-speed wipers  
Push-Button AM Radio with Front Antenna\*  
Push-Button AM/FM Radio with Front Antenna\*  
Radio Antenna—right rear quarter  
Tinted Glass with Banded Windshield  
SelectAire Conditioner  
Courtesy Light Group—ash tray, parking brake signal, glove box, trunk lights, front and rear door courtesy switches  
Two-Tone Paint  
MagicAire Heater†

## LPO—Limited Production Items

Alternators—(see page 11)  
Extra Cooling Package

Single Key Locking System  
Radio Noise Suppression Equipment  
Spotlight—left hand, "A" pillar mounted, clear lens without mirror, 6" diameter  
Extra Heavy-Duty Front and Rear Seats (100,000-mile)  
Transistorized Voltage Regulator  
2-Speed Electric Windshield Wipers

## DSO—Special Order Items

Special Map Light (auxiliary lamp under instrument panel)  
Trunk Lid Release (from driver's side of front seat)

## Dealer Installed Items

Fire Extinguishers  
Front and Rear Bumper Guards  
Plus many other customary accessories

\*Also dealer installed

†Heater-defroster is standard equipment. However, this option may be deleted if desired on appropriate price reduction.

## Explanation of Terms

**RPO**—Regular Production Option. Equipment advertised nationally and available without delay in production.  
**LPO**—Limited Production Option. Equipment generally used only by fleet and commercial accounts.  
**DSO**—Domestic Special Order. Specific procurement, with time necessary to fill order.

## HEAVY-DUTY FEATURES STANDARD IN FORD TAXI PACKAGES

**HEAVY-DUTY SYNCHRO-SMOOTH DRIVE 3-SPEED MANUAL TRANSMISSION** is fully synchronized in all forward speeds to permit downshifting to low without gear clash and smooth shifting in all gears. Heavier duty parts stand up under the round-the-clock stop-and-go of taxi driving. Column-mounted shift lever has heavy-duty linkage.

**HEAVY-DUTY BRAKES** have massive 236-sq. in. long-wearing bonded linings. Grooved composite design brake drums provide large cooling surface for efficient heat dissipation, greater fade resistance and longer brake life. (Heavy-duty brakes in the Standard Taxi Package are manually adjusted.)

**HEAVY-DUTY SUSPENSION** has heavier gauge coil springs at all four wheels for a firmer ride and greater sag resistance. Long-lasting heavy-duty shock absorbers, front and rear, are specially calibrated to give better ride control with all kinds of loads.

**HEAVY-DUTY 11-INCH CLUTCH** is designed for the demanding requirements of taxi operation. It features thicker facings, stronger springs.

**HEAVY-DUTY SEATS** are built with higher capacity springs and thick padding (formed foam rubber front, foam-padded rear). Extra-heavy-duty 100,000-mile seats with coil springs are also available. Front seat tracks give 5-inch front-to-rear adjustment.





Fairlane 4-Door

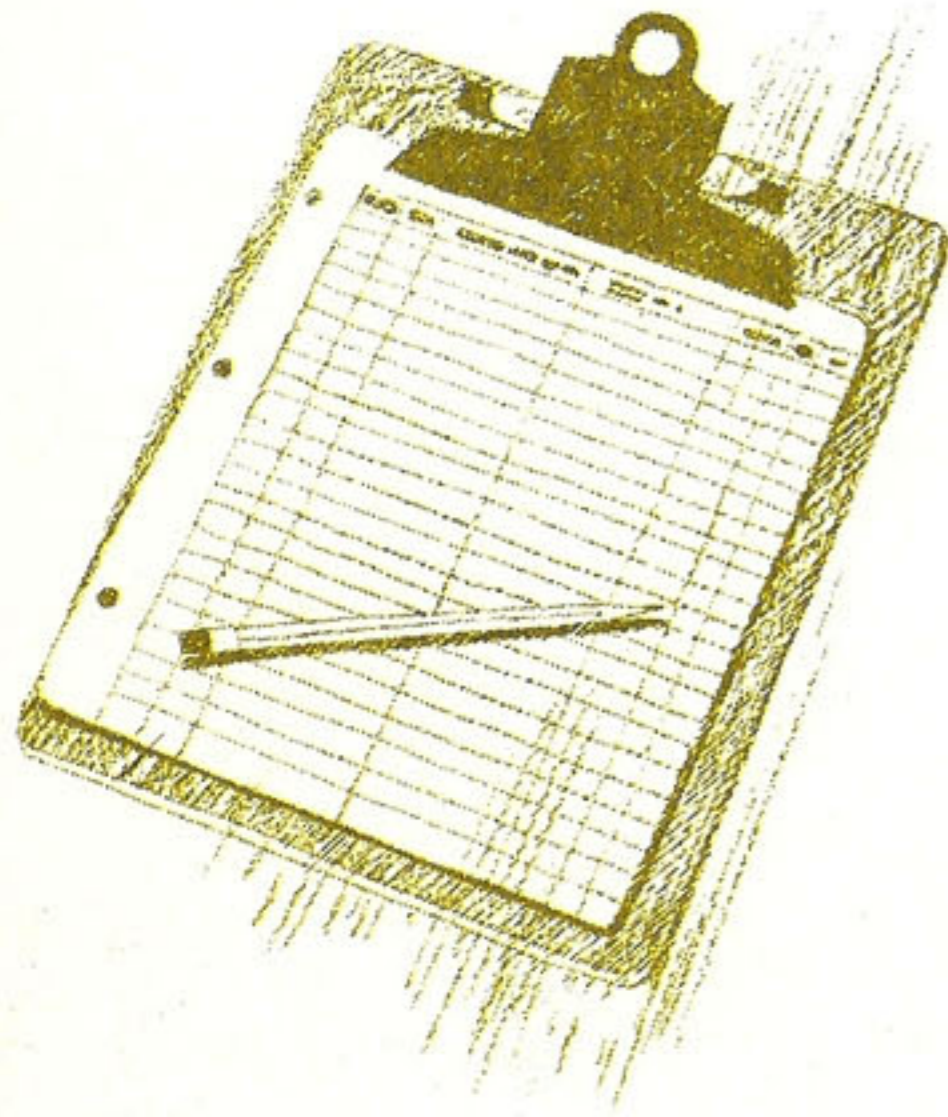
## All-new '66 Fairlane Taxis

New styling, new room and a smooth new ride make the '66 Fairlane the ideal selection for budget-minded cab fleet operators. Greater foot clearance, plenty of width and lots of leg room put Fairlane on a comfort level with most full-size cars. A plush, quiet ride keeps driver alert, passenger relaxed. Low price tag, low maintenance costs and a genuine reputation for quality make Fairlane a real money-making taxi *anywhere*.

### NEW FAIRLANE STANDARD TAXI PACKAGE

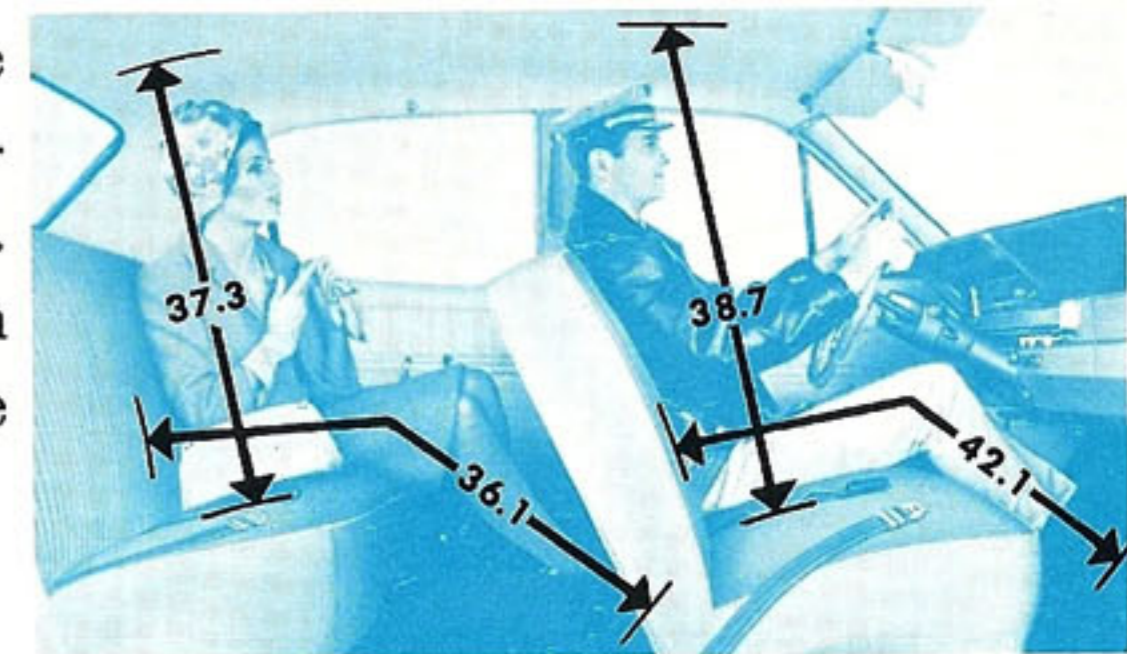
Taxi 200-cu. in. Six Engine including Economy Carburetor with Automatic Choke  
 • Synchro-Smooth Drive Heavy-Duty 3-Speed Manual Transmission. Optional: Cruise-O-Matic Drive • 42-Amp. Alternator with Single Belt Drive and Disposable Cartridge-Type Full-Flow Oil Filter • Lubricator-Fitted Driveshaft  
 • Heavy-Duty 10.4-inch Clutch (manual transmission) • Heavy-Duty Seats with Foam Front and Rear Padded Cushions • Parchment All-Vinyl Upholstery and Trim

Set • Heavy-Duty Black Rubber Floor Mats, Front and Rear • Heavy-Duty Bonded Wear-Resistant Brakes (for 3.25 to 1 rear axle only) • 70-Amp-hr Heavy-Duty Battery • Heavy-Duty Rear Springs and Shock Absorbers • Dual Wiring for Roof Light (with hole in roof panel) • Assist Straps (rear) • 4-Door Warning Light System (red jewel on instrument panel lights up when any door is opened)  
 • Right-Hand Rear Door Metal Pull Handle



## ***Fairlane Taxi Interiors . . . roomier, easier entry and exit***


When it comes to genuine comfort and convenience, the '66 Fairlane has plenty to talk about. More foot clearance and a new coved front floor make it easy to step in and out. A complete new body provides greater room inside . . . even surpassing the big cars in several important comfort dimensions. Heavy-duty seats are foam-padded and angled to give firm, comfortable support. A new insulation package effectively blots out road noise for greater comfort to both passenger and driver. Attractive parchment vinyl is standard throughout on seats, headlining and door panels.








**A. Large, Roomy Trunk** has 15 cubic feet of *usable* luggage space. Sill is lowered almost eight inches for easier loading and unloading. Floor mat is standard.



**B. New Instrument Panel** accommodates a new dial cluster, heater, radio, ash tray, larger glove compartment and integral air-conditioning (if ordered). Panel is fully padded for greater safety in all Fairlane and Ford Taxis.



**C. New Foot-Operated Parking Brake** is quick and easy to apply and release. Parking brake and all other pedals are suspended for a clean, uncluttered floor.



**D. Full Padded Dash** features luxurious cushioning topped with vinyl. Provides greater safety and gives the instrument panel a more attractive appearance.



**E. Fairlane's New Reversible Key** for doors and ignition goes in lock either side up for new ease in locking and unlocking doors.

**Plus . . .** Front and Rear Seat Belts, 20-gallon Fuel Tank, Windshield Washers and Single-Speed Electric Wipers, Outside Rearview Mirror, Padded Sun Visors, Backup Lights, Emergency Flashers, Super Diamond Lustre Enamel, Heater-Defroster, Lighted Cruise-O-Matic Selector, Safety-Yoke Door Latches, and many other comfort and utility features . . . all standard.

# ***Fairlane Taxicab Options***

## **RPO—Monthly Schedule Items**

Cruise-O-Matic Transmission  
Power Brakes\*  
Power Steering  
Deluxe Seat Belts, Front & Rear, Front Retractors  
Visibility Group—remote-control mirror, day/night mirror, 2-speed electric wipers  
Electric Clock\*  
Push-Button Radio\*  
SelectAire Conditioner  
Courtesy Light Group—ash tray, map, glove box, trunk lights, front and rear door courtesy switches  
Tinted Glass  
Two-Tone Paint  
MagicAire Heater†

## **LPO—Limited Production Items**

Alternators—(see page 11)  
Outside Rearview Mirror—left hand\*  
Radio Noise Suppression Equipment  
Extra Cooling Package  
Transistorized Voltage Regulator (not available with 55-amp. alternator)  
2-Speed Electric Windshield Wipers

## **DSO—Special Order Items**

Special Map Light (auxiliary lamp under instrument panel)  
Trunk Lid Release (from driver's side of front seat)

## **Dealer Installed Items**

Fire Extinguishers  
Spotlight  
Parking Brake Warning Light  
Plus many other customary accessories

\*Also dealer installed

†Heater-defroster is standard equipment. However, this option may be deleted if desired on appropriate price reduction.

## **Explanation of Terms**

**RPO**—Regular Production Option. Equipment advertised nationally and available without delay in production.  
**LPO**—Limited Production Option. Equipment generally used only by fleet and commercial accounts.  
**DSO**—Domestic Special Order. Specific procurement, with time necessary to fill order.

## ***HEAVY-DUTY FEATURES STANDARD IN FAIRLANE TAXI PACKAGE***

**HEAVY-DUTY SUSPENSION** has extra-capacity rear leaf springs. Specially calibrated, heavy-duty shock absorbers give a smooth, firm ride with extra load capacity.

**HEAVY-DUTY BRAKES** feature special wear-resistant bonded linings with 182.1 sq. in. of lining area to give longer service in demanding taxi use. Full-cast front and composite rear drums are groove-cooled for more uniform braking and less fade. Brakes in taxi package are manually adjusted.

**HEAVY-DUTY 10.4-INCH CLUTCH** has extra-thick friction facings and stronger pressure plate springs. All-around construction is heavier for greater durability. Release bearing has pressure lube fitting.

**HEAVY-DUTY SYNCHRO-SMOOTH DRIVE 3-SPEED TRANSMISSION** is fully synchronized in all forward speeds to permit downshifting to low without "gear crunch" even when under way.

**HEAVY-DUTY SEATS** with extra-duty springs, foam in front seat cushion, and thick padding in rear seat cushion resist sagging, keep their shape and provide seating support longer. Seats are upholstered in heavy-duty vinyl with parchment bolsters and palomino inserts.



## Alternator Selection

Alternators must meet the electrical load requirements for the vehicle at average driving speeds, plus supply sufficient output to charge the battery. To determine the required alternator size, find the electrical item group in the Ampere-Draw Table that best describes your vehicle equipment. Alternators recommended are for 20-mph average vehicle speed. If your average speed is other than 20 mph, contact your dealer or local Ford District Sales Office for detailed selection information.

### FORD ALTERNATORS

- 42-Amp. Ford-Autolite
- 53-Amp. Pancake (Leece-Neville)
- 55-Amp. Ford-Autolite
- 60-Amp. HD Pancake (Leece-Neville)

### AMPERE-DRAW TABLE

Standard Load: Includes ignition, gauges, regulator, all lighting turned on by headlamp switch, heater motor, courtesy light group, electric wipers and roof marker light	28-Amp. Load Average	Specify 42-Amp. Ford-Autolite
Standard Load plus: All-Transistor, Two-Way Radio or Ford Air Conditioner*	31-Amp. Load Average	Specify 42-Amp. Ford-Autolite
Standard Load plus: All-Transistor, Two-Way Radio and Ford Air Conditioner*	33-Amp. Load Average	Specify 55-Amp. Ford-Autolite
Standard Load plus: Tube-Type, Two-Way Radio with or without Ford Air Conditioner*	36-Amp. Load Average	Specify 55-Amp. Ford-Autolite

### FAIRLANE ALTERNATORS

- 42-Amp. Ford-Autolite
- 53-Amp. Pancake (Leece-Neville)
- 55-Amp. Ford-Autolite

### AMPERE-DRAW TABLE

Standard Load: Includes ignition, gauges, regulator, all lighting turned on by headlamp switch, heater motor, courtesy light group, electric wipers and roof marker light	26-Amp. Load Average	Specify 42-Amp. Ford-Autolite
Standard Load plus: All-Transistor, Two-Way Radio or Ford Air Conditioner*	29-Amp. Load Average	Specify 42-Amp. Ford-Autolite
Standard Load plus: Tube-Type, Two-Way Radio with or without Ford Air Conditioner*	34-Amp. Load Average	Specify 55-Amp. Ford-Autolite

\*Ford SelectAire has 55-amp. alternator as standard equipment

## Ford and Fairlane Taxi Power Team Selections

PACKAGE	FORD STANDARD AND EXPANDED TAXI		FAIRLANE TAXI
ENGINES	Challenger V-8	Taxi Special Six	Fairlane Taxi Six
Displacement (cu. in.)	289	240	200
Horsepower @ rpm	200 @ 4400	150 @ 4000	120 @ 4400
Torque (lbs-ft) @ rpm	282 @ 2400	234 @ 2200	190 @ 2400
Compression Ratio (to 1)	9.3	9.2	9.2
Alternator (belt drive)	42-amp. (single)	42-amp. (single)	42-amp. (single)
Transmission	3-speed Man.	HD 3-speed Man.	HD 3-speed Man.
Clutch (dia. in.)	10.4	11	10.4
Battery (amp-hr)	70	70	70

## FORD SERVICE-SAVING FEATURES THAT SAVE YOU MONEY!

36,000-Mile (or 3-Year, whichever comes first) Chassis Lube Interval. Includes steering linkage, front suspension system and universal joints. 30,000-Mile (or 30-Month) Front Wheel Bearing Check. Repack as required.

36,000-Mile (or 2-Year) Interval Coolant-Antifreeze. Factory-installed. Saves seasonal changes and radiator flushing.

3000-Mile (or 3-Month) Oil and Oil Filter Change. Saves time and expense.\*

24,000-Mile (or 2-Year) Air Cleaner with dry-type element, requires cleaning only every 6,000 miles (or 6 months). Oil-bath type used on Taxi Special Six to be cleaned every 6,000 miles.

Other '66 Ford Service-Savers include: Sta-Ful Battery, Super Diamond Lustre Enamel Finish, Double-Wrapped, Corrosion-Resistant Aluminized Muffler.

\*Rated to meet the service requirements of heavy-duty taxi operations

# 1966 FORD & FAIRLANE TAXI SPECIFICATIONS

## Ford Custom and Ford Custom 500

**EXTERIORS:** Choice of 15 Super Diamond Lustre Enamel finishes: Raven Black, Wimbledon White, Candyapple Red, Silver Frost (gray), Silver Blue, Nightmist Blue, Tahoe Turquoise, Ivy Green, Sauterne Gold, Antique Bronze, Sahara Beige, Emberglo, Springtime Yellow, Vintage Burgundy, Arcadian Blue. See your Ford Dealer for Two-Tone options.

**INTERIORS:** Standard Taxi Package all-vinyl upholstery and trim is two-tone beige in both models. Heavy-duty front and rear floor mats (black rubber). Standard sedan upholstery is long-wearing nylon cloth with crinkle-grain harmonizing vinyl bolsters and trim, floor covering is color-keyed carpeting.

**ENGINES: 150-hp Ford Taxi Special Six** (Standard Taxi Package)—240-cu. in. displ.; 4.00" bore x 3.18" stroke; 9.2 to 1 comp. ratio; precision-cast crankshaft with seven main bearings; free-turn aluminized valves and hydraulic lifters with chrome-plated plungers; gear-driven camshaft; regular fuel; special economy single-barrel carburetor with automatic choke; oil-bath air cleaner, high-capacity long-life fuel filter; disposable-type (cartridge replacement) full-flow oil filter; 5-qt. oil capacity, incl. filter; single exhaust system with all-aluminized muffler and tailpipe.

**150-hp Big Six** (Standard Sedan)—Same as above except Super-Filter dry-type air cleaner, regular single-barrel carburetor with automatic choke, disposable-type (complete replacement) full-flow oil filter.

**200-hp Challenger V-8** (Optional)—289-cu. in. displ.; 4.00" bore x 2.87" stroke; 9.3 to 1 comp. ratio; regular fuel; 2-barrel carburetor with automatic choke. Other specifications same as standard sedan Big Six.

**ELECTRICAL:** 12-volt electrical system with 42-amp. alternator, 66-plate, 70 amp-hr battery, weather-proof ignition system with Static-Ban constant-resistance wiring and air-cooled distributor points; 18-mm. Turbo-Action spark plugs, positive-engagement starter.

## CLUTCHES AND TRANSMISSIONS:

**Heavy-Duty Clutch** in Taxi Package for Six is 11" diameter with 113.1-sq. in. frictional area, thick facings, extra-capacity pressure plate springs. Standard sedan clutch face diameter and area are 9½" and 85.2 sq. in. (Six), 10.4" and 103.7 sq. in. (V-8). Clutches are semi-centrifugal type. **3-Speed Manual Transmission** (standard; HD type with Taxi Special Six)—fully synchronized in all forward speeds: shot-peened, alloy-steel helical gears and forged bronze synchronizers. Shift lever on steering column. Taxi Package includes heavy-duty shift linkage.

**Cruise-O-Matic Drive** (optional; HD type with Taxi Special Six)—3-speed automatic transmission with two drive ranges: 3-speed range starting in low for all normal driving, or 2-speed range starting in intermediate for better control on slippery surfaces.

**REAR AXLE:** Semi-floating type with deep-offset hypoid gears, straddle-mounted pinion.

**FRONT SUSPENSION:** Wide 62-in. tread; drag-strut, ball-joint type suspension system with mounting feature that allows slight rearward movement of front wheels to reduce effects of bumps and ruts. Ball joints packed with special 36,000-mile lubricant retained by full-life seals. Rubber-bushed stabilizer helps control sway on turns. Tapered roller wheel bearings with 30,000-mile check interval (repack as required). Specially calibrated shock absorbers with all-weather fluid for better year-round control. **Heavy-Duty Suspension** (Expanded Taxi Package) has heavy-duty coil springs and shock absorbers.

**REAR SUSPENSION:** Wide 62-in. tread. Three-link coil spring system with long and short mounting-link arrangement to control tendency to dive and squat in braking and acceleration. Lateral track bar centers axle, resists body sway and roll on turns. All links and track bar rubber-bushed for smooth, quiet operation. Shock absorbers, sea-leg-mounted to resist body side-shake, have all-weather fluid for more uniform control. **Heavy-Duty Suspension** (Expanded Taxi Package) has heavy-duty springs and shock absorbers.

**STEERING:** Precision-control, low-friction recirculating ball-type steering gear with anti-friction bearings throughout plus high ratio for easier steering. Flexible coupling in steering shaft insulates steering wheel. Symmetrical linkage with nylon bearings in tie rod and pitman arm pivots packed with special 36,000-mile lubricant retained by full-life seals. Overall steering ratio 30.9 to 1; with power steering 23 to 1. Turning diameter approx. 41 feet.

**BRAKES:** Hydraulic, double-sealed, self-energizing design. Dash-mounted master cylinder. **Heavy-Duty Brakes** in Taxi Package have 236-sq. in. bonded linings and cooling-grooved 11-in. composite drums for long life. Manual adjustment. Standard sedan brakes have 204-sq. in. riveted linings, air-grooved 11-in. composite drums, and self-adjustment. Foot-operated parking brake with hand release under instrument panel. Optional power brakes have special low pedal position.

**TIRES:** Low-profile design, 4-ply rating, black tubeless tires with Tyrex rayon cord. Safety-type rims. Basic size: 7.35 x 15. See your Ford Dealer for other tire options.

**DIMENSIONS:** Overall length 210"; width 79.0"; height 55.6"; wheelbase 119"; treads 62" front and rear; fuel 25 gal.; trunk luggage vol. 19.1 cu. ft.

## Fairlane

**EXTERIORS:** Choice of 15 new Super Diamond Lustre Enamel finishes: Raven Black, Wimbledon White, Candyapple Red, Silver Frost (gray), Silver Blue, Nightmist Blue, Ivy Green, Sauterne Gold, Sahara Beige, Emberglo, Springtime Yellow, Vintage Burgundy, Arcadian Blue, Tahoe Turquoise, Antique Bronze. See your Ford Dealer for Two-Tone options.

**INTERIORS:** Standard Taxi Package all-vinyl upholstery and trim in parchment. Heavy-duty floor mats, front and rear (black rubber). Standard sedan upholstery is long-wearing cloth with harmonizing crinkle-grain vinyl bolsters and trim. Floor covering is color-keyed vinyl-coated rubber.

**ENGINES: 120-hp Fairlane Taxi Six** (Standard Taxi Package)—200-cu. in. displ.; 3.68" bore x 3.13" stroke; 9.2 to 1 comp. ratio; precision-molded crankshaft with seven main bearings; free-turn valves with hydraulic lifters; integrally cast cylinder head and intake manifold; regular fuel; special economy single-barrel carburetor with automatic choke; high-capacity long-life fuel filter; dry-type air cleaner; disposable-type (cartridge replacement) full-flow oil filter; 4.5-qt. oil capacity, incl. filter; fully aluminized muffler.

**120-hp Fairlane Six** (Standard Sedan)—Same as above except regular single-barrel carburetor with automatic choke; disposable-type (complete replacement) full-flow oil filter.

**ELECTRICAL:** 12-volt electrical system with 42-amp. alternator (38-amp. with standard Six); 66-plate, 70 amp-hr battery (45 amp-hr battery with standard Six); weatherproof ignition with Static-Ban constant-resistance wiring and air-cooled distributor points; positive engagement starter.

## CLUTCH AND TRANSMISSIONS:

**Heavy-Duty Clutch** in Taxi Package is semi-centrifugal type with 10.4-in. diameter (103.7 sq. in.) thick facings, high capacity pressure plate springs. Sedan standard clutch is semi-centrifugal type, face diameter 9 in., frictional area 70.6 sq. in. Ball-type release bearing is pre-lubed. **3-Speed Manual Transmission** (HD type with Taxi Six)—fully synchronized in all forward speeds; shot-peened, helical gears with forged bronze synchronizers. Standard transmission has synchronizers in 2nd and direct, anti-friction bearings throughout. Shift lever on steering column. **Cruise-O-Matic Drive** (optional)—3-speed automatic transmission with two drive ranges; 3-speed range starting in low for all normal driving, or 2-speed range starting in intermediate for better starts and control on slippery driving surfaces.

**REAR AXLE:** Semi-floating type with deep-offset hypoid gears and straddle-mounted drive pinion. Induction-hardened, forged shafts with permanently

lubricated wheel bearings. Axle ratios (to 1): **3-Speed Manual and Cruise-O-Matic**—3.25.

**FRONT SUSPENSION:** Angle-Poised ball-joint design with coil springs pivot-mounted on upper arms and shock absorbers internally mounted. Shock absorbers have all-weather fluid for better year-round control. Strut-stabilized lower arms. Ball joints packed with 36,000-mile lubricant retained by full-life seals. Tapered roller wheel bearings checked each 30,000 miles (repack as required). **Heavy-Duty Suspension** (Standard Taxi Package) has stabilizer bar and specially calibrated shock absorbers.

**REAR SUSPENSION:** Wider, longer leaf springs with rubber-bushed front mounting and compression-type rear shackles. Rear axle is mounted forward of spring center to give better anti-squat control on start-up. Spring tip liners between all but bottom leaves. Diagonally mounted shock absorbers have all-weather fluid. **Heavy-Duty Suspension** (Standard Taxi Package) has heavy-duty shock absorbers.

**STEERING:** Low-friction, recirculating ball-type steering gear for easy steering. Anti-friction bearings throughout. Steering linkage system has full-life seals. Overall steering ratio 29.4 to 1. With power steering option, flexible steering shaft coupling reduces vibration and road shock; ratio is 21.6 to 1. Turning diameter 41.5 feet.

**BRAKES:** Hydraulic, double-sealed, self-energizing design. Dash-mounted master cylinder **Taxi Package Heavy-Duty Brakes** (with 3.25 to 1 rear axle only)—have 182.1-sq. in. bonded linings and specially grooved 10-in. composite drums for long service life. Manual adjustment. Standard sedan brakes have 152.8-sq. in. riveted linings, air-grooved 10-in. drums and self-adjustment. Foot-operated parking brake with hand release under instrument panel. Power brakes are optional.

**TIRES:** New low-profile design, 4-ply rating, black-wall, tubeless rayon cord. Safety-type rims. Basic size: 6.95 x 14. See your Ford Dealer for options.

**DIMENSIONS:** Overall length 197"; width 74.7"; height 55"; wheelbase 116"; treads 58" front and rear; fuel 20 gal.; trunk luggage vol. 15.2 cu. ft.

**PRICES:** All power assists, optional equipment and accessories as well as some items illustrated or referred to as options, optional or available in this catalog are at extra cost. For the price of the model with the equipment you desire, see your Ford Dealer.

*The illustrations and product information contained herein were current at the time this publication was approved for printing. However, in order to continue to offer the finest automotive products available, the Ford Motor Company reserves the right to change specifications, designs, models or prices without notice and without liability for such changes.*

