

1976 Chrysler

New Yorker Brougham • Newport Custom • Newport • Town & Country







Genuine Corinthian leather interior, a superb option available on 50/50 bench seating, with individual front seat adjustment and dual folding armrests. Passenger-side recliner standard in Brougham 4-Door Hardtop.

It's the talk of the town.

NEW YORKER BROUGHAM

You'd want this 1976 New Yorker Brougham for its looks alone. Regal. Resplendent. Dedicated to luxury in every aspect of fine motoring . . . considerate of your desire for total comfort.

And in 1976, as never before, New Yorker Brougham represents a concept of worth that demands comparison with others in its class. A close examination of fine features and equipment will reveal that there simply is no comparison.


Step inside the extraordinary richness of New Yorker Brougham's interior. Experience the softness of velour, or the finely crafted optional leather and vinyls that indulge your taste for textures and colors. Thickly woven shag carpeting covers layer on layer of sound insulation padding.

Your guests will appreciate the standard rear-seat reading lamps, lavalier straps and built-in foam pillows. You will value the small but significant details like an electronic digital clock, power windows, automatic parking brake release and warning light system—all standard equipment.

Now put all this elegance in splendid motion with a 440 cu. in. V-8, TorqueFlite automatic transmission and steel-belted white sidewall radial-ply tires. Other engineering features such as Unibody construction and our famous Torsion-Quiet Ride are described in detail on page 12.

New Yorker Brougham takes you as far as you like with luxuries. Power sun roof, electrically-heated rear window defroster, air conditioning with automatic temperature control and many more personalizing choices are detailed on Page 15.

But to begin with, your choice of a 1976 New Yorker Brougham says you have uncompromising taste.



Fully appointed modular instrument panel allows easy service access to each individual operational control and gauge. Note the full range of gauges and light-emitting diode warning indicators.

Shown at left, New Yorker Brougham 4-Door Hardtop.





Standard interior in exceptionally luxurious velour cloth over deep contoured foam cushioning, finished with genuine leather-and-vinyl trim.


*Designed to be beautiful,
engineered like a fine instrument.*

NEW YORKER BROUGHAM

This 2-door hardtop is no exception, with its 440 cu. in. V-8 engine, deluxe wheel covers, Torque Flite automatic transmission, power steering, power brakes, power windows, and radial-ply tires. St. Regis package includes formal opera windows, padded canopy vinyl roof.

And along with the opulence of interior fabrics like optional Corinthian leather, you enjoy many more features that give New Yorker Brougham a very high standard of completeness: digital clock, rear pillar pillows, upper-level ventilation for gentle front-to-back air flow—to name just a few. On page 15 you'll find all the choices in optional equipment that really make this car your own.

What you can't see under all this elegance is what you will perhaps come to appreciate most about this 1976 New Yorker Brougham: Chrysler engineering. All-welded Unibody construction, Torsion-Quiet Ride, an Electronic Ignition System, to give you some idea why the excellence you're getting in this superb New Yorker Brougham is the talk of the town.



Light-emitting diode gauge warning lights.



Power windows standard. Power door locks optional.



Optional lighted vanity mirror on visor, an elegant convenience.



Standard carpeting on trunk floor protects scratchable surfaces such as luggage.





Optional "Highlander" plaid cloth-and-vinyl interior with 50/50 bench seats, dual center folding armrests and, on 4-door hardtop, a reclining passenger seat.



No cost option: Newport Custom all-vinyl 50/50 seat with center armrests and passenger side recliner on 4-door models.

Shown at left, Newport Custom 4-Door Hardtop.

Classic elegance gets a definite touch of flair.

NEWPORT CUSTOM

Newport Custom's dramatic die-cast grille, headlight styling, hood ornament, deluxe wheel covers, slim chrome moldings and full-length double accent stripes make it all together a spirited automobile.

And it's all Chrysler, in ways that are obvious when you get behind the wheel. Electronic Ignition System, TorqueFlite automatic transmission, power steering and power brakes (front disc, rear drum) go along with the 400 cu. in. V-8 engine. All-welded Unibody construction, Torsion-Quiet Ride, steel-belted radial-ply tires and front sway-bar help give stability to Newport Custom's smooth ride and handling.

Inside 1976 Newport Custom you have new luxury that's almost lavish in its price range. Richly detailed door trim, loop-pile carpeting, deep foam cushioned 50/50 bench seat in standard cloth-and-vinyl (or the optional all-vinyl 50/50 bench seat at no cost), including rear seat armrest, and passenger seat recliner on all 4-door models.

The modular instrument panel puts operational controls to the left of steering column, comfort controls to the right. And one of those unseen but eventually very obvious qualities of Newport Custom is the 7-step rust prevention process it goes through.

You can add a Tilt and Telescope steering column, an electric rear window defroster, AM/FM Search Tune Radio and stereo 8-track tape system. Or any of the options on page 15 that let you style your car to your style of living.



Newport Custom 2-Door Hardtop.





This is "Castilian", a designer option in cloth-and-vinyl bench seating with center armrest.



Standard cloth-and-vinyl interior with bench seats and folding center armrest.

Shown at left, Newport 4-Door Sedan.

Chrysler luxury has a fine sense of value.

NEWPORT

1976 Newport. It's an impressive car that lives up to your idea of a Chrysler. Only its price range may surprise you.

In 2-door hardtop, 4-door hardtop and 4-door sedan, richly textured cloth-and-vinyl covers the new full-foam split-back bench seating with center armrest. All-vinyl bench seats with folding center armrest are an available option (not shown).

There's thick loop-pile carpeting over layers of sound insulation. A modular instrument panel, trip odometer and inside hood release. Power steering, power front disc brakes, TorqueFlite automatic transmission, steel-belted radial-ply tires and an Electronic Ignition System come along for the ride at no extra cost.

Along with Chrysler engineering features that build solid confidence, like all-welded Unibody construction and Torsion-Quiet Ride. Turn to page 12 for more good engineering news.

And on page 15 you can study more about the options and accessories that make buying a fine car like this a very personal matter.



Newport 2-Door Hardtop.





Standard Town & Country all-vinyl 50/50 bench seat with folding center armrest, and reclining passenger seat.



Three-way doorgate is standard. When dropped down, doorgate is almost level with cargo floor for easy loading.



Lockable storage compartment, a standard security feature.



Electrically-heated rear window defroster is optional.

There's so much more to this wagon than space.

TOWN & COUNTRY

The beautiful thing about this 1976 Town & Country is how its doorgate can close behind a sheet of 4'x8' paneling, even with the front seats as far back as they'll go. That's Town & Country's idea of spaciousness.

And Town & Country handles people in the grand manner of deep-foam all-vinyl 50/50 bench seats with center armrests and reclining passenger-seat, loop-pile carpeting front to doorgate, padded door trim, courtesy and convenience lighting. That's Chrysler's idea of a wagon.

Added to the 100.8 cubic feet of cargo space, there's 6.8 cubic feet of concealed load space in the 2-seat model and a lockable storage area of 1.5 cubic feet in both models. Room for one more of just about anything.

Load-handling. Road-handling. Town & Country does both with a front sway bar, heavy-duty suspension, disc brakes, steel-belted radial-ply tires with the standard 440 cu. in. V-8 engine and TorqueFlite automatic transmission.

Other standards include the 3-way doorgate (opens like a door with the windows up or down, and like a gate), power Auto-Lock which locks the doorgate when the ignition is on, power doorgate window, upper ventilation and roof air-deflector, Chrysler's famous Torsion-Quiet Ride, electronic ignition; and the whole story on engineering excellence is detailed on page 12.

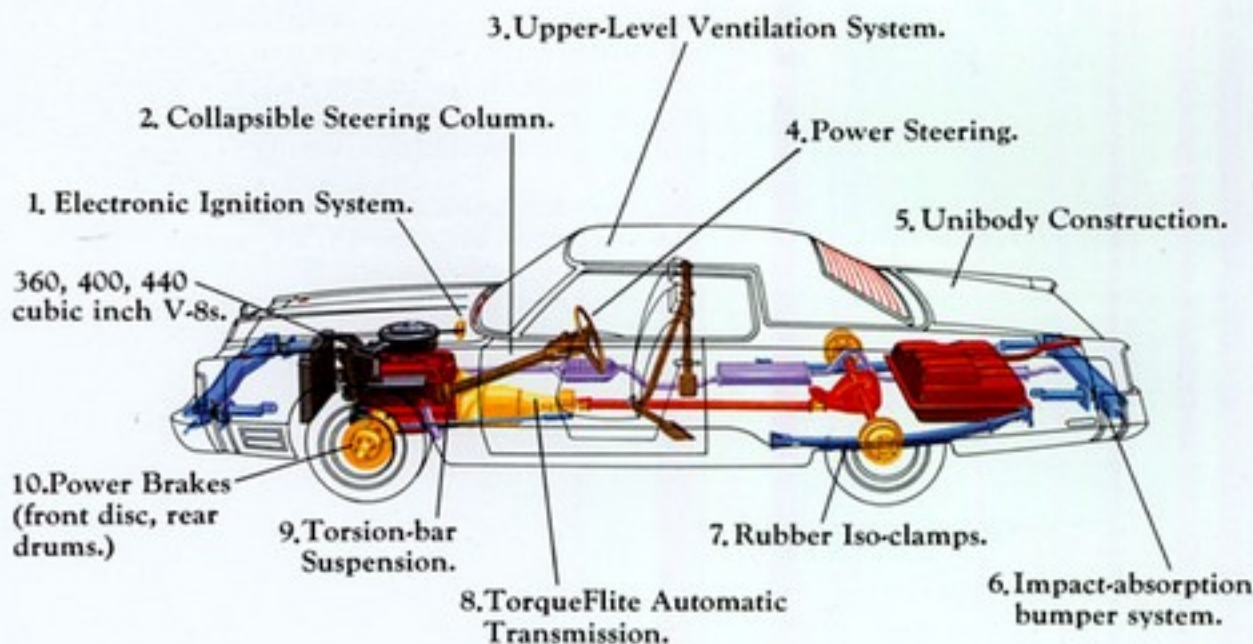
Among the many options and accessories described on page 15, an especially useful feature is Automatic Height Control that adjusts suspension for variance in load weight.

STANDARD FEATURES

NEW YORKER BROUGHAM: Concealed headlamps • Front and rear bumper guards • Periphery moldings around bumpers and taillights • Concealed three-speed wipers coordinated with electrically-operated washers • Deluxe wheel covers • Remote-control, left, outside rearview mirror • Divided center grille • Exterior accent stripes • Hooded, teardrop-shaped taillights • Stand-up hood ornament • Bright drip rail molding • Bright front-wheel lip moldings • Rear wheel-opening skirts • Power windows • Nylon shag carpeting • Velour 50/50 divided bench seat with automatic seat-back release, individual adjustments, dual armrests and folding rear seat center armrest on two-door hardtop. 50/50 divided bench seat with individual adjustments; passenger recliner and folding rear center armrest, in velour and vinyl on four-door hardtop • Molded headliner • Luxury three-spoke steering wheel • Cloth-covered head restraints • Inside hood release • Automatic parking brake release • 12" inside day/night mirror • Convenient bin-type glove box compartment with integral coin-holder • Lavalier straps on inside rear roof pillars, four-door model • Vinyl-covered rear pillar pillows, two- and four-door models • Modular instrument panel with driver controls on left, comfort controls on right • Warning light for windshield wiper fluid • Trip odometer • Electronic digital clock • Warning lights for "fasten seat belts," "lock doors," "brakes," and "high beam" • Color-keyed restraint system • Courtesy map, glove box, ashtray and trunk lights • Ignition switch light with time-delay • Hi-level interior air distribution • Cigarette lighter and ash receiver in all doors except driver's • Light-emitting diodes for low-fuel, temperature and battery condition warning system • Headlights "on" warning signal • JR78x15 steel-belted radial-ply white sidewall

tires • Plush, carpeted luggage compartment floor and wheel-house covers • 440 cubic inch V-8 engine with four-barrel carburetor • Electronic Ignition System • TorqueFlite automatic transmission with part-throttle kickdown • Torsion-Quiet Ride • Power steering • Power brakes: front disc and rear self-adjusting drum with drum-type parking brake • 500-ampere long-life battery • 65-ampere alternator • Undercoating and hood silencer pad. **NEWPORT:** Front bumper guards • 2-speed windshield wipers and co-ordinated washers • Deluxe wheel covers • Dual horns • Wheel lip moldings • Rear taillight periphery moldings • Bright windshield and drip rail moldings • Rear hood moldings • HR78 steel-belted radial-ply tires • Trip odometer • Alternator gauge • Oil pressure indicator, Coolant temperature gauge • Heater/defroster with multi-speed blower • Inside hood release • Color-keyed loop-pile carpeting • Lighted left front ashtray • Two rear seat ashtrays • 12" day/night mirror • Foam seat cushions • Upper-level ventilation • Lockable bin-type center glove box with coin-holder • Cloth-and-vinyl bench seat with center armrest • 400 CID V-8 • TorqueFlite automatic transmission with part-throttle kickdown • Torsion-Quiet Ride • Power steering • Power brakes: front disc and rear drums self-adjusting • Electronic Ignition System and voltage regulator • High-speed starter • 440-ampere battery • 60-ampere alternator. **NEWPORT CUSTOM:** All of the Newport standard features with the following additions and changes: Newport Custom exterior identification • Door upper-frame moldings on 4-door sedan • Deck-lid molding • Sill molding • Unique grille • Unique rear bumper and taillights • Dual body-side accent stripes • Split-back 50/50 cloth-and-vinyl bench seat with dual front center armrests and passenger-

side recliner (4-door model) • Seat side shields • Rear bumper guards. **TOWN & COUNTRY WAGON:** All of Newport Custom features plus the following additions: Simulated wood-grain applique on body sides and doorgate • Hardtop-style 3-way doorgate can be opened as a door with window raised • Door "ajar" warning light • Roof air deflector • Rear wheel opening skirts • LR78 steel-belted tires • 3-speed windshield wipers with coordinated washers • Fender-mounted turn signal indicators • Town & Country identification • Power Auto-Lock, locks doorgate when ignition is "on" • Power doorgate window • All-vinyl 50/50 bench seat interior • Concealed, lockable storage compartment in rear wheel-house cover • Cargo, glove box, map/courtesy and ashtray lights • Full cargo area carpeting • Lockable luggage and storage compartment in 3rd seat well • Electric clock • 440 CID 4-barrel V-8 • Front sway bar • 500-ampere battery. **STANDARD SAFETY FEATURES:** Large rear reflectors and lights • Side marker lights and reflectors • Back-up lights • Lane-change turn signal • Electric windshield wipers • Left outside rearview mirror • Passenger-restraint system • Flame retardant interior material • Locking steering column • Energy-absorbing and padded instrument panel • Safety glass windshield • Energy-absorbing front seat-backs and armrests • Manual door locks—levers with non-override lock feature except driver's door • Interlocking door latches • Flush-type inside door-release levers • Cushioned sun visors • Dual braking system with warning light • Hazard warning light system • Vinyl-clad 12" day/night inside rearview mirror • Two front-seat head restraints • Locking latch on front seat-backs, 2-door models • Impact-absorbing hydraulic bumper system • Side impact protection door beams.



ENGINEERING FEATURES

- 1. Electronic Ignition System.** Has no points or condenser to replace. Helps deliver sure starting voltage in any weather. Helps increase spark plug life up to 30,000 miles under normal conditions when unleaded gas is used.
- 2. Collapsible Steering Column.** Uses multiple slots in the column jacket. A front impact safety feature.
- 3. Upper-level Ventilation System.** Provides a steady, refreshing flow of air and continuous front-to-back circulation.
- 4. Power Steering.** Standard equipment on all Chrysler models.
- 5. Unibody Construction.** Body panels and structural members on all Chryslers are fused into one unit by more than 4,000 welds. The result is a totally solid, strong and enduring structure.
- 6. Impact Absorbing Hydraulic Bumper System.** Absorbs minor impact for front and rear protection.
- 7. Rubber Iso-Clamps.** Help to reduce the transmission of road noise.
- 8. TorqueFlite Automatic Transmission.** Rugged, yet smooth shifting, with no recommended band adjustments, or fluid or filter replacement under normal driving conditions.
- 9. Torsion-Bar Suspension.** More easily adjusts for height than conventional coil springs. And in combination with Unibody construction and strategically placed rubber suspension mounts, produces Chrysler's unique Torsion-Quiet Ride.
- 10. Power Brakes, Front Disc and Rear Drums.** Sure, smooth stopping power, standard on all models.

1976 Chrysler Dimensions

Chrysler New Yorker
Brougham 2-Door
Hardtop



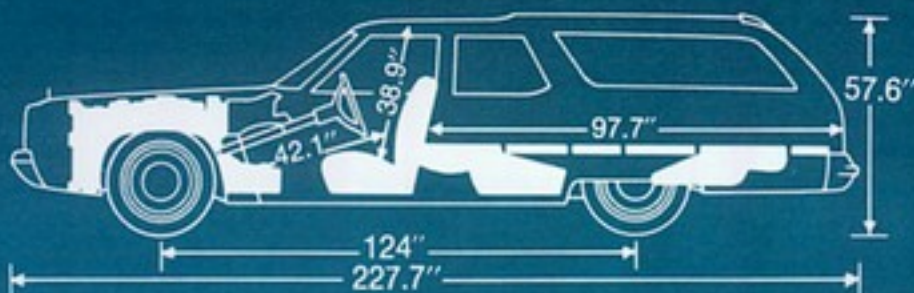
Chrysler Newport Custom
4-Door Hardtop



Chrysler Newport
4-Door Sedan



Chrysler Town &
Country 4-Door
Station Wagon



STANDARD SPECIFICATIONS

Engines	400 V-8 (Newport, Newport Custom) 440 V-8 (New Yorker Brougham and Town & Country Wagon)	Wheels	15 x 5.5 (Newport & Newport Custom) 15 x 6.5 (New Yorker Brougham, T&C)
Transmission	TorqueFlite automatic	Brakes	Power: Front Disc, Rear Drum
Suspension	Front: Torsion bars Rear: Asymmetrical leaf springs	Electrical System	Battery: 440 amp on 400 V-8 500 amp on 440 V-8 Alternator: 60 amp, 65 amp Electronic Ignition System Transistorized voltage regulator
Tires	HR 78 (Newport & Newport Custom) JR 78 (New Yorker Brougham) LR 78 (Town & Country Wagon)	Fuel Tank	26.5 gal. (Sedans), 24.0 gal. (Wagons)
		Trunk Capacity	20.2 cu. ft. (100.8 cu. ft. Wagon plus 6.8 cu. ft. concealed cargo volume 2-seat wagons)

REAR AXLE AVAILABILITY

Engine	Transmission	Standard	Optional
360 V-8	TorqueFlite automatic	2.71	2.45, 3.21
400 V-8	TorqueFlite automatic	2.71	2.45, 3.21
440 V-8	TorqueFlite automatic	2.71	3.21



A. Electric rear window defroster.



B. Remote-control outside right mirror.



C. Power-operated sun roof.



D. Six-way power seats.



E. Electronic digital clock.



F. Auto-Speed Control.



G. Tilt & Telescope steering column.



H. Vent window, 4-door models only.



I. AM/FM Multiplex Search Tune Radio.



J. Auto-Temp air-conditioning.

On-going excitement in Chrysler options and accessories.

A. Electric rear window defroster clears window with heating elements bonded to glass.

B. Remote-control right outside mirror is easily controlled by driver.

C. Power-operated sun roof lets in sunshine and moon-glow with the touch of a finger. Closes just as quickly when weather changes.

D. Six-way power seats. Fingertip control of individual seating comfort.

E. Electronic digital clock is elegant, accurate to within one minute per month, and readable at a glance. (Standard on New Yorker Brougham.)

F. Auto-Speed Control lets you select and hold a steady speed, for ease and economy of highway driving.

G. Tilt & Telescope steering column adjusts up and down, forward and backward to be positioned for individual comfort.

H. Vent window has unique pivoting action that opens for indirect air-flow (4-door models only).

I. AM/FM Search Tune radio. Touch "local" and radio searches out strong local station signals and tunes them in. Touch "distant" and it searches out and tunes in distant stations. With standard floor switch.

J. Auto-Temp air-conditioning gives you rapid cool-down rate and adjustments for individual comfort.

Light Package (standard on New Yorker Brougham.)

Fender-mounted turn-signal indicator* • Cargo light* • Glove box light* • Right ash tray light* • Cigarette lighter

light • Map light* • Ignition switch time delay* • Headlight & wiper switch light with time delay • Door-ajar warning light* • Low windshield washer fluid indicator light (in Deluxe Wiper Package only for Newport and Newport Custom) • Light-emitting diodes for low fuel, temperature warning • Light-emitting battery condition warning indicator • Headlights-on warning signal.

*standard with Town & Country Wagon

Basic Accessory Group

Air-conditioning • Tinted glass, all windows • AM radio • Standard-size whitewall tires* • Light package* • Remote-control mirror, right (wagon only) • Remote-control mirror, left* • Deluxe wiper/washer package* • Black vinyl side molding (Newport, Newport Custom only) • Luggage rack, assist handles (wagon only).

*standard on New Yorker Brougham

Deluxe Sound Insulation Package

Additional floor insulation pad • Luggage compartment floor insulation pad • Rear wheelhouse insulation pad • Additional sound insulation in doors • Additional shelf panel insulation pad • Lower quarter panel insulation pad.

St. Regis Package

(New Yorker Brougham and Newport Custom Hardtop only.)

Padded canopy boar-grain vinyl roof with unique color-keyed molding trim. Available in 8 standard colors plus a unique silver vinyl roof. • Formal opera windows.

OPTIONS	Newport	Newport Custom	New Yorker Brougham	Town & Country	Check List
COMFORT/CONVENIENCE					
Air Conditioner	O	O	O	O	
Air Conditioner—Auto Temp II	O	O	O	O	
Automatic Height Control	O	O	O	O	
Auto-Speed Control	O	O	O	O	
Clock—Electric	O	O	N/A	S	
Clock—Electronic Digital	O	O	S	O	
Cornering Lights	O	O	O	O	
Deck-Lid Release—Electric	O	O	O	N/A	
Defroster—Rear Window—Electric	O	O	O	O	
Differential—Sure-Grip	O	O	O	O	
Engine Block Heater	O	O	O	O	
Fuel Pacer	O	O	O	O	
Gas Cap—Locking	O	O	O	N/A	
Light Package	O	O	S	O	
Luggage Rack & Assist Handles	N/A	N/A	N/A	O	
Floor Mats	O	O	O	O	
Power Door Locks	O	O	O	O	
Power Seat—Bench, 6-way	O	N/A	N/A	N/A	
Power Seat—50/50, Left	N/A	O	O	O	
Power Seat—50/50, Left & Right	N/A	O	O	O	
Power Windows	O	O	S	O	
Radio Antenna—Power	O	O	O	O	
Radio—AM or AM/FM	O	O	O	O	
Radio—AM/FM Stereo w/Search Tune	O	O	O	O	
Radio—AM/FM Stereo w/8-track	O	O	O	O	
Speaker, Rear—Single	O	O	O	O	
Steering Wheel—Luxury	O	O	S	O	
Steering Wheel—Tilt & Tel	O	O	O	O	
Step Pads—Rear	N/A	N/A	N/A	O	
Sun Roof (Power operated)	O	O	O	N/A	
Tinted Glass	O	O	O	O	
Trailer-Towing Package—Heavy	O	O	O	O	
Trailer-Towing Package—Light	O	O	N/A	O	
Undercoating & Hood Pad	O	O	S	O	
Upper Door Frame (4-dr. sedan only)	O	S	N/A	S	
Vanity Mirror Illuminated	O	O	O	O	
Vent Windows—Man. (4-dr. models)	O	O	O	O	
Windshield Wipers—3-speed	O	O	S	S	
DECOR/DRESS-UP					
Door-edge Protectors	O	O	O	O	
Mirror—Remote-control, Left	O	O	S	O	
Mirror—Remote-control, Right	O	O	O	O	
Road Wheels—Chrome-styled (set of 4)	O	O	O	N/A	
Trunk Dress-up Package	O	O	O	N/A	
Tires—Steel-belted, Radial-ply	S	S	S	S	
Vinyl Roof	O	O	O	N/A	
Wheel Covers—Premier	O	O	O	O	
Wheel Opening Skirts	O	O	S	S	
PERFORMANCE					
360 V-8 (2-barrel) (N/A Calif.)	O	O	N/A	N/A	
360 V-8 (4-barrel)	O	O	N/A	N/A	
400 V-8 (2-barrel) (N/A Calif.)	S	S	O	O	
400 V-8 (4-barrel)	O	O	O	O	
440 V-8 (4-barrel)	O	O	S	S	
500-ampere Battery Std. with 440 Engine	O	O	S	S	
Heavy-duty Shock Absorbers	O	O	O	S	
Heavy-duty Suspension	O	O	O	O	

O—Optional S—Standard N/A—Not Available

Chrysler excellence in engineering: What it is, how it works for you.

Convenience/Comfort Engineering.

Full volume foam seats. Foam padding is attached directly to the seat frame, eliminating the need for spring elements.

Modular instrument panels. Serviceability feature of panel allows all components (gauges, switches, indicators, heater controls) to be removed from the front, rather than the back, of the panel.

Remote-control outside mirror—right side. Control is located just to the right of heater controls for easy driver access. Optional on all Chryslers.

Built-in step at the doorgate. By using an aluminum panel between the rear bumper and body, full-size wagons have a built-in step for entering the rear. It also pivots out of the way when the bumper is deflected.

3-way doorgate. Opens like a door with the window up, or the window down. Due to a remarkable hinging system, when it's opened like a gate, it drops to nearly the same level as the cargo floor for easier loading.

8-stream wiper mounted windshield

washers. Each washer puts four streams of fluid over the windshield instead of one spray. It's a design you'll appreciate most when you need it most.

Optional manual vent window (4-door models). Provides indirect air flow for less draft and gradual air circulation.

Economy Engineering.

Optional Fuel Pacer System. (Not available in California.) It constantly monitors the intake manifold vacuum. When the mixture is "fuel-rich", it alerts the driver with an amber light in the left fender-mounted turn signal. You are using gas more economically when the amber light is off.

Low axle ratios. As a rule, the lower the axle ratio, the better the fuel economy.

Light touch accelerator pedal. Both standard and optional engines have dual concentric throttle return spring—in addition to a torsion spring—for extra safety.

Oil change interval. The recommended oil change interval for all Chryslers is 6 months/5,000 miles.

Spark plug replacement interval. The recommended spark plug replacement interval for Chrysler engines operating on unleaded fuels is 30,000 miles.

Electronic Ignition System. Helps deliver sure-starting voltage in any weather. It has no points or condenser to replace.

Reliability Engineering.

7-step dip-and-spray process. To help prevent rust, Chrysler bodies are cleaned, coated, sprayed with two coats of primer, baked, sanded, painted with two coats of acrylic enamel and finally baked again.

Long-life battery. Standard on New Yorker Brougham and Town & Country, this 500-amp battery requires only that you keep water at proper level.

Battery heat shield. An insulated cover which slips over the battery, but allows outside cooling air to flow around it. When the engine is idling in city traffic, this cover can reduce battery temperature rise by as much as 37% which helps prolong battery life. Standard on all Chryslers.

and here's "The Clincher!"

For the first 12 months of use, any Chrysler Motors Corporation dealer will fix, without charge for parts or labor, any part of our 1976 passenger cars we supply (except tires) which proves defective in normal use, regardless of mileage.

The owner is responsible for normal maintenance service such as changing filters and wiper blades.

We'll even replace many of the expensive parts that could just wear out if you drive enough miles that first year. Even though they're not defective. Brake drums and linings, mufflers, shock absorbers, clutch and pressure plates, tailpipes, headlamps, disc brake discs and pads. All we expect of you is normal, routine maintenance, such as changing filters and wiper blades.


If you make an appointment to come in for warranty repairs and the job can't be completed in one working day, participating dealers will supply you with a loaner. Free.

It's part of our new Owner Care Program. And it's going to take better care of you and all the people who buy our cars.

All product illustrations and specifications are based on authorized information. Although descriptions are believed correct at publication approval, accuracy cannot be guaranteed. Some of the equipment shown on product illustrations is optional, at extra cost. Chrysler Motors Corporation reserves the right to make changes from time to time, without notice or obligation, in prices, specifications, colors and materials, and to change or discontinue models.

Chrysler Exterior Paint Colors: Silver Cloud Met. • Platinum Met. • Powder Blue • Astral Blue Met. • Starlight Blue Met. • Vintage Red Met. • Bittersweet Met. • Jade Green Met. • Tropic Green Met. • Deep Sherwood Met. • Sahara Beige • Saddle Tan • Moondust Met. • Dark Chestnut Met. • Golden Fawn • Inca Gold Met. • Spanish Gold Met. • Spinnaker White • Formal Black.

YOUR SIGNS FOR
MOTORING SATISFACTION



AUTOMOTIVE SALES DIVISION



CHRYSLER
MOTORS CORPORATION