

'76 FORD ECONOLINE VANS




Ford Econoline Vans for value and economy!

Ford redesigned the van...created a new generation of value with basic advances in room, comfort, durability and all-around usefulness.

Real comfort. The Ford Econoline is a van designed as much for people as for things. It brings you a completely new level of driving comfort. The

Solid durability. The Econoline is the only van to have separate frame/body construction (as opposed to unitized body). This kind of body-on-frame construction makes for rugged strength



Chateau Van interior and instrument panel shown with optional AM/FM stereo radio, air conditioning, fingertip speed control, SelectShift Cruise-O-Matic, Captain's chairs with Argyle cloth inserts.

engine and the front axle have been moved forward, out of your way. The entire driver area is much more spacious. Both the driver and passenger have more seating comfort.

The passenger door openings are big. It's easy for you to step in and out, to move from the driver's seat to the load area, to step across into the passenger side, to enter and leave by any door.



Molded, insulated engine cover console.

You'll find the Econoline has a solid "command" feeling in ride and handling... and a quiet that says *quality*. It's the quiet you get with an out-front engine, insulation and body-on-frame construction with body mounts.

Many important ways of outfitting a van for personal use—or for the man that "lives" in his van all day—are offered. Attractive upholstery and trim with wood-grained effect on instrument panel and doors, cut-pile carpeting, privacy glass, Captain's swivel chairs... even an AM/FM stereo radio with tape player... are a few options that are available to make your van a personal vehicle.



Full-foam driver's seat with optional Argyle cloth inserts.

and long service life. To protect the body from the effects of time and weather, key body components are galvanized or coated with zinc-rich primers... and then the *entire body** gets a complete deep-dip electrocoat primer.

All-around usefulness—with payloads up to 2½ tons. The Ford Econolines are offered in four Series (E-100, E-150, E-250, E-350) with GVW's ranging up to 9900 lb. and

payloads to 5040 lb. 124- or 138-in. wheelbases. The E-350 provides the highest payload in its field! And high-capacity Cutaways (for motor homes) and 12- to 14-ft. Parcel

Delivery Vans with single or dual rear tires. 300-cu. in. Six standard, 351- and 460-cu. in. V-8's, specially strengthened for truck use, optional.



*Except PDV cargo body.

Compare Ford's new '76 Econoline Van with your van. Or any other van. On any basis you wish.

Now you have a whole new set of facts to consider in choosing your next van.

Ford's new generation of vans creates greater room and comfort inside . . . new servicing ease outside compared to older vans. And Ford value features throughout! Examine the cutaway illustration at right. See all the innovations and features incorporated into the new '76 Econoline . . . and then compare with your present van. Or any other van on any basis you wish.

illustration at right. See all the innovations and features incorporated into the new '76 Econoline . . . and then compare with your present van. Or any other van on any basis you wish.



Easy-access front service center. Econoline's mini-hood and engine-forward design allow convenient routine service from the front. Now 28 items can be reached from outside, under the hood. These include:

- Automatic transmission fluid
- Engine thermostat
- Water pump
- Alternator
- Distributor
- Battery
- Brake master cylinder
- Windshield washer reservoir
- Voltage regulator



Econoline Cutaway Van shows optional Special Tie-Tow pacer, insulation package, wheel covers, radio, Captain's chairs and Angle-rite seats and Inboard Living-Lab Window screens.

- Timing marks
- Power steering pump
- Power steering pump reservoir
- Air cleaner
- Most belt drives
- Oil dipstick
- Radiator fluid
- Carburetor
- Clutch linkage
- Heater blower motor
- Fuel pump
- Ignition timing mark
- Starter relay
- Throttle linkage

FUEL CHART		
SERIES	GVW RANGE	USABLE FUEL
E-100	5100 to 5600 lb.	unleaded only
E-150	6050 to 6250 lb.	regular or unleaded
E-250	6670 to 8350 lb.	regular or unleaded
E-350	8650 to 9900 lb.	regular or unleaded
Parcel Delivery Vans and Cutaways		
E-250	7650 lb. (PDV) 8500 lb.	regular or unleaded
E-350	8750 lb. 11,000 lb. (PDV) 10,725 lb. (PDV)	regular or unleaded

Removable engine cover. A compact out-of-the-way engine cover may be easily removed to perform major service functions. Molded, heavily insulated engine cover console has a clipboard and flashlight holder, ash tray and change pocket built right in.

Driver and passenger "walk thru." The Econoline's engine forward design clears the way completely for the driver or passenger to reach the load. They can easily step from their seats into the cargo area—optional Captain's chairs pivot both ways.

Solid state ignition system. Now standard on all Ford Econolines, solid state ignition eliminates the need for points and condenser. Spark plugs last longer, the time between tune-ups is extended and scheduled maintenance is reduced.

Energy-absorbing front frame side rails. Another Econoline exclusive. "Waffle" sections of front framereils help cushion impact from the front.

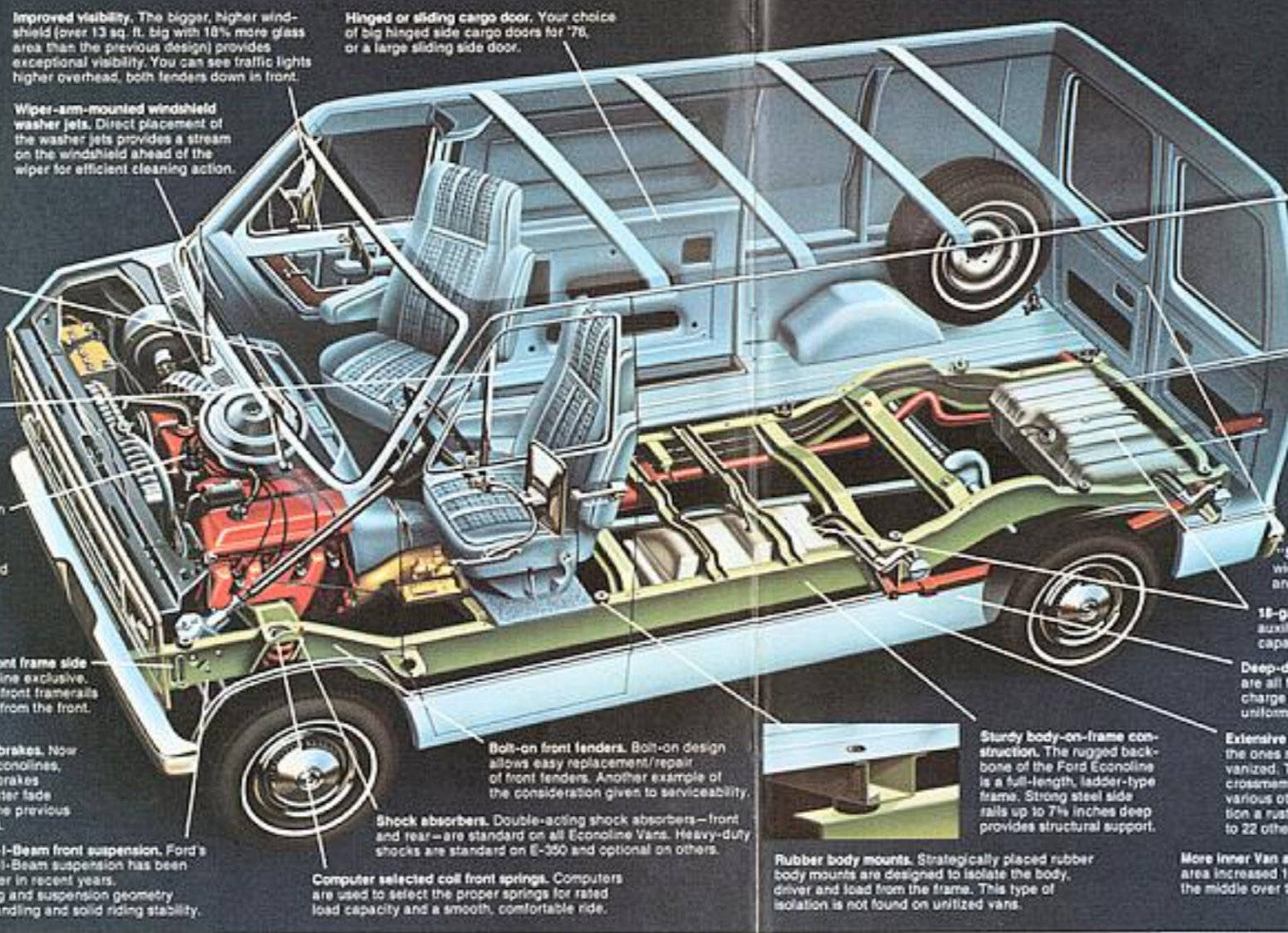
Power front disc brakes. Now standard on all Econolines, power front disc brakes provide 20% greater fade resistance than the previous drum-type brakes.

Improved Twin-I-Beam front suspension. Ford's exclusive Twin-I-Beam suspension has been made even better in recent years. Refined steering and suspension geometry provide easy handling and solid riding stability.

Improved visibility. The bigger, higher windshield (over 13 sq. ft. big with 18% more glass area than the previous design) provides exceptional visibility. You can see traffic lights higher overhead, both fenders down in front.

Wiper-arm-mounted windshield washer jets. Direct placement of the washer jets provides a stream on the windshield ahead of the wiper for efficient cleaning action.

Hinged or sliding cargo door. Your choice of big hinged side cargo doors for '76, or a large sliding side door.



A GUIDE TO ECONOLINE PAYLOADS (Including driver and passengers)		
Econoline Van (124-in. wheelbase)		
Desired loads	Series	GVW Ratings
1225 to 1765 lb.	E-100	5100 to 5700 lb.
2210 to 2410 lb.	E-150	6050 to 6750 lb.
Econoline Cutaway Van (138-in. wheelbase)		
Desired loads	Series	GVW Ratings
1055 to 1715 lb.	E-100	5100 to 5800 lb.
2010 to 2210 lb.	E-150	6050 to 6300 lb.
2500 to 3880 lb.	E-250	6870 to 8350 lb.
4115 to 5040 lb.	E-350	8650 to 9900 lb.
Econoline Parcel Delivery Van (138-in. wheelbase)		
Desired loads*	Series	GVW Ratings
4565 lb.	E-250	8500 lb.
4650 to 5860 lb.	E-350	8750 to 10,000 lb.
Econoline Parcel Delivery Van (158-in. wheelbase)		
Desired loads*	Series	GVW Ratings
5655 to 6360 lb.	E-350	10,000 to 11,000 lb.

"Slam shut" rear doors. Hinged rear doors are 10% wider than the previous design—a full 54 inches—and provide the convenience of "slam shut" closing.

18-gallon auxiliary fuel tank. Optional auxiliary fuel tank provides a total fuel capacity of up to 42.6 gallons.

Deep-dip Electrocoat primer. Econoline bodies* are all fully immersed in primer. A high-voltage charge draws primer to the body and bonds a uniform coat of primer to the body.

Extensive galvanizing. 33 underbody components, the ones most subject to corrosion, are galvanized. These components include floor crossmembers, lower sliding door tracks and various other supports and lower panels. In addition a rust-protective zinc-rich primer is applied to 22 other body components.

More inner Van area. Cargo area increased 12 inches down the middle over the previous design.

Ford Parcel Delivery Vans now with 12- or 14-ft. bodies.

Ford Parcel Delivery Vans (E-250, E-350) now offer big 12- or 14-ft. long bodies, 7- and 8-ft. wide . . . for up to 4,305 pound payloads. Wheelbases of 138 and 158 inches and single or dual rear tires provide smooth riding stability.

Hinged "slam shut" rear doors swing 270° for easy loading and unloading. Rear door windows are optional, as is a big roll-up rear door. Stone shields at lower front corners

of body, interior steel wall panels, inlet and exhaust roof vents, and solid or mesh-type partitions (behind driver's compartment) with sliding door are other special Parcel Delivery Van options. 24.6-gal. fuel tank is standard (22.1-gal. with emission control package). 18-gallon auxiliary fuel tank is optional.

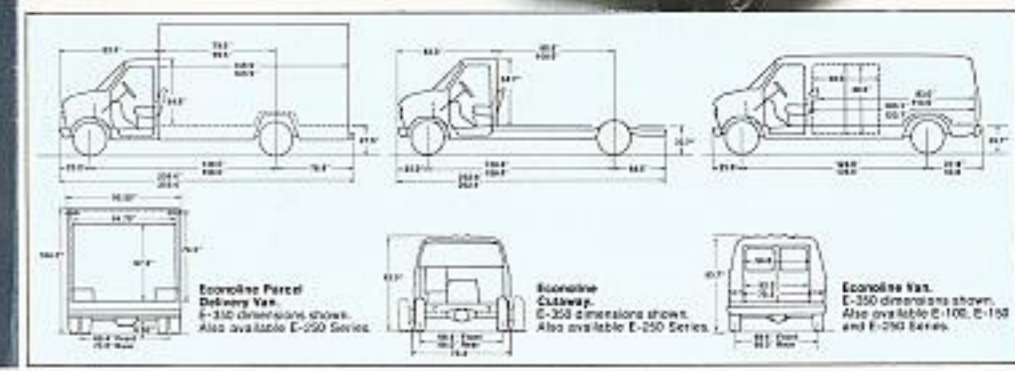
Econoline Cutaway Vans are available in E-250 and E-350 Series with 138- or 158-inch wheelbases for the installation

of motor homes or other custom bodies. GVW's go all the way up to 11,000 pounds with dual rear tire chassis.

Special frame spacers with rubber body mounts provide a flat, cushioned and supported surface for mounting custom bodies. Four longitudinal frame spacers with eight body mounts and two lateral spacers with four body mounts are standard. Or six lateral spacers with 12 body mounts are optional . . . so your body manufacturer can pick the system best suited for installing body.



Parcelized van identification is available through your Ford Dealer.



Look inside for comfort, convenience, quiet and luxury.

Step into the Ford Econoline. It's easy through the tall doors with wheel-housings moved forward out of the way. See how comfortable the standard full-foam contoured bucket seat is . . . or try the plush optional Captain's chair that swivels around for you, and has fold-down armrests. Notice how much legroom there is for both the driver and passenger. How well-designed, attractive and functional the instrument panel is. And the "designed for people" Econoline now provides three levels of luxury to

woodgrained vinyl applique • color-keyed cowl-side trim panels • cigarette lighter • color-keyed patterned vinyl front door trim panels, insulated floor mats, roof rail garnish moldings. Exterior features: bright hub caps, taillight bezels, vent and rear window frames. **Standard Van features:** full-foam driver's bucket seat, adjustable five inches fore and aft • color-keyed patterned vinyl seat trim in black, blue, green or tan • color-keyed windshield trim moldings • color-keyed engine cover with clipboard flashlight pocket and removable ash tray designed into console • fresh air heater/defroster • fresh air vents with blend air control • green back-lighting for instruments • 2-speed electric windshield wipers • wiper-arm-mounted washer jets • energy-absorbing sun visor on driver's side • dome lights (front and cargo) • front compartment hardboard headlining and insulated floor mat with scuff plates • push-pull door lock buttons (front and side




Comfortable full-foam bucket driver's seat is standard (Chateau super-soft seat trim shown). Captain's swivel chairs are optional (shown with Chateau Argyle cloth insert option).

doors) for keyless locking • color-keyed armrest • coat hook • electric horn • door checks • latch release handles on side cargo doors. Exterior features: argent bumpers, argent hub caps, bright windshield molding and mirrors.



Chateau door panel with woodgrained vinyl center insert and carpeted lower panel and optional stereo radio speaker.

choose from. To aid you in your choice, here's what you get in the top-of-the-line—Chateau. **Chateau Van features** (in addition to or in place of Custom): Super Soft vinyl seat trim in blue, green or tan, • color-keyed cut-pile carpeting on front floor and lower section of engine cover • padded vinyl front door trim panels with woodgrained vinyl applique in center and carpeted lower panel • woodgrained vinyl horn bar insert in steering wheel • courtesy light switches for all doors. Exterior features: bright grille, bright bumpers, bright bodyside and rear moldings. **Custom Van features** (in addition to or in place of standard): color-keyed padded full-length instrument panel with



Custom Van instrument panel shown with optional SelectShift Cruise-O-Matic transmission, AM/FM Stereo Radio and air conditioning.



Custom Van interior with vinyl trimmed front bucket seats, vinyl door trim panels and front-compartment floor mat. This same seat is also included in Standard Van.



A. Argyle cloth seat inserts with matching vinyl trim in blue, green or tan is optional in Chateau Vans.
B. Super Soft vinyl seat trim in blue, green or tan is standard in Chateau Vans.
C. Patterned vinyl seat inserts with vinyl trim in blue, green, black or tan is standard in Standard and Custom Vans.

Functional Ford options for extra driving ease.

Convenience Group with intermittent windshield wipers, door courtesy dome light switches, 12-in. day/night mirror (and dome light with Cutaway Van).

Instrument package includes ammeter and oil pressure gauge.

Fingertip speed control maintains preset speed for optimum operating economy and driving ease. A great convenience for long-haul trips and with mini motor homes. Control disengages when you brake or actuate switch on steering wheel horn bar.



Engines: Thrifty 300-cu. in. Six is now standard in all series, and you have a choice of 351- or 460-cu. in. V-8 engines for additional power. And these V-8 engines are specially strengthened for truck use! All engines feature Solid State Ignition System that reduces scheduled maintenance.

ENGINE SPECIFICATIONS			
	300 Six (std.)	351 V-8 (opt.)	460 V-8 (opt.)
Displacement	300 cu. in.	351 cu. in.	460 cu. in.
Bore & Stroke (in.)	4.00 x 3.98	4.00 x 3.50	4.36 x 3.85

Auxiliary fuel tank with electric switchover gives an additional 18-gallon fuel capacity for a total of up to 42.6 gallons. Tank is midship-mounted between sturdy frame side rails.

Mirrors, both left and right outside, are bright with Chateau Van, and bright or painted on Standard and Custom Vans.




Swing-Lok Western
(6 x 10 in.)

Swing-out Recreation
(7½ x 10¼ in.)

Swing-Lok low-mount Western
(7½ x 10¼ in.)

Power steering for optimum maneuvering and handling ease. Econoline's integral system is simpler, more reliable and easier to service than a separate power cylinder system.



SelectShift Cruise-O-Matic transmission allows fully automatic or manual shifting.



Captain's chair brings comfort, convenience and luxurious style to vans. The Captain's chair swivels and eases your way into or out of cargo area. Has comfortable, fold-down armrests. The Captain's chair also features color-keyed Super Soft vinyl or Argyle cloth seat inserts, color-keyed pedestal cover and 5-inch fore and aft adjustment. Available for both driver and passenger.



Wheel covers. These bright-metal, full wheel covers are a dressy addition to your van.

AM/FM stereo radio with tape player provides a complete sound/entertainment system with three modes of operation—AM, FM and tape. The speakers, mounted in both doors, provide excellent sound clarity and tonal range. The tape section accepts popular eight-track cartridges. An AM radio or AM/FM stereo radio is also available.

Air conditioning for cool comfort. Integral instrument panel unit cools driver compartment. Compact and out of the way, this option includes high-output heater, tinted glass and insulation package. For added cooling (or heating) of the entire vehicle, a space-saving high capacity air conditioning (with or without auxiliary heater) is also available. This unit is built into the left sidewall. A single control on the instrument panel allows independent control of both systems.

Additional options include: Right-side sliding cargo door • adjustable or flip-fold passenger seat • high-output heater and defroster • auxiliary hot water heater • bright grille and/or front and rear bumpers (std. Chateau) • full-length, insulated carpet or mat (138" wb. only) • Courtesy light switches, front or all doors (std. Chateau) • 2-stage door positioners for hinged cargo doors • Northland Special Package includes • engine block heater, 50% (-35°F) antifreeze, 77 amp-hr battery, 60-amp. alternator and high-output heater • engine block heater (single-element 400 watt with Six, dual-element 800 watt with V-8's) • locking fuel cap • tinted glass • full-length headlining (hardboard) • dual electric horns • insulation package (included with air conditioning) • protection group (front door edge guards and front and side sliding door stepwell pads) • interior rub rails (138" wb.) • School Bus Package for 138-in. wb. Window Van • cloth insert seat trim (Chateau) • auxiliary 81 amp-hr battery • spare tire and wheel • spare tire cover • bright hub caps (std. Van) • Trailer Towing Packages for Class I, II, III and IV trailers • front stabilizer bar (E-250, E-350, Std. E-250 PDV).



Window Van features fixed glass all around and is available in all series and trim levels.



Display Van has fixed glass in right side and rear doors. Available all series and trim levels.



Door Windows are available in rear doors and/or right side cargo doors.

Privacy glass in rear side windows and rear door keeps van cooler. This specially darkened glass cuts solar heat transfer. Option includes conventional tinted windshield and front door glass.

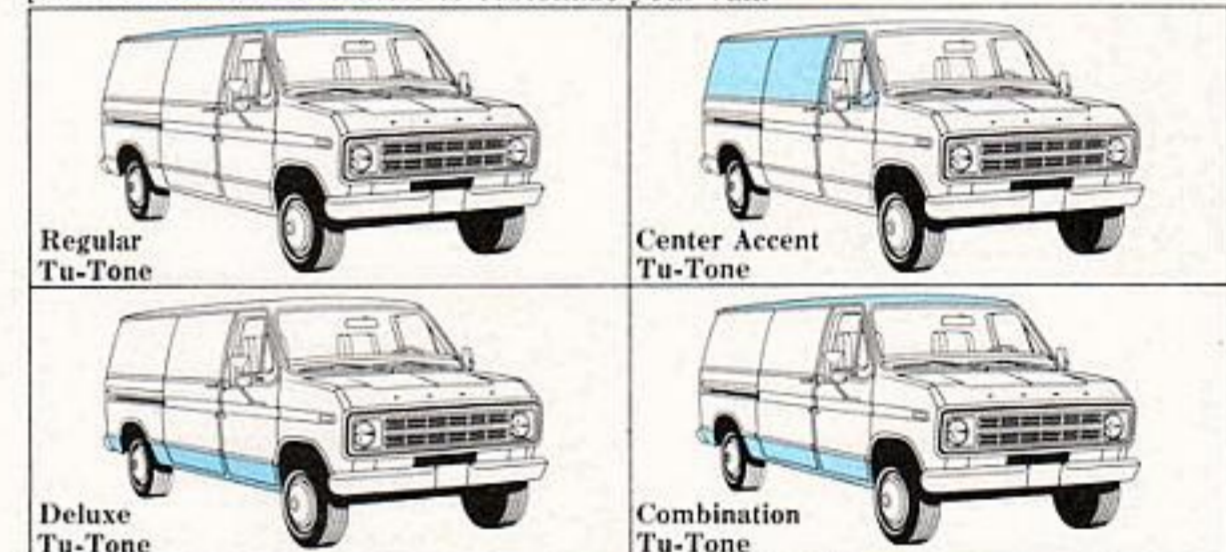


Flip-open windows are available in all cargo doors, and in the left side windows (opposite right cargo doors only) on Window Vans. Ford's flip-open van windows provide a positive hold-open lock device.



Special Tu-Tone

Colors and Tu-Tone combinations. The Econoline exterior paint lineup now includes: Wimbledon White, Candyapple Red, Brook Blue Metallic, Bali Blue, Hatteras Green Metallic, Silver Metallic, Glen Green, Copper Metallic, Peppertree Red, Harness Tan, Indio Tan and Chrome Yellow. Medium Green Glow and Medium Ginger Glow are optional colors. Five separate and distinctive Tu-Tone paint schemes are available to customize your van.



Regular Tu-Tone

Center Accent Tu-Tone

Deluxe Tu-Tone

Combination Tu-Tone

Special Tu-Tone (138-in. wb. only): accent color is applied between the drip rail and the upper bodyside moldings and below lower bodyside molding. Includes moldings.

Regular Tu-Tone: the accent color is applied to the roof.

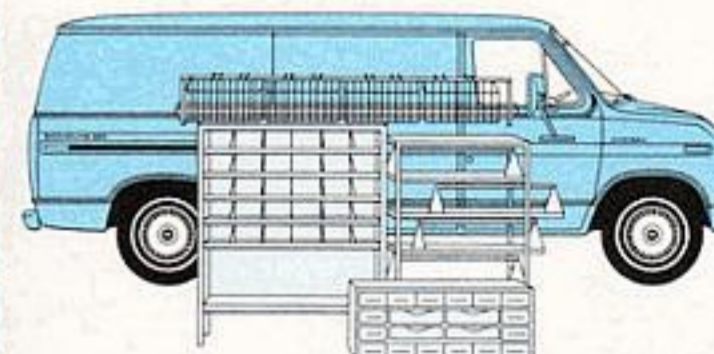
Center Accent Tu-Tone: Accent color is applied between the drip rail and upper bodyside moldings. Includes moldings.

Deluxe Tu-Tone (138-in. wb. only): the accent color is applied below the lower bodyside and rear molding. Side and rear molding are included.

Combination Tu-Tone (138-in. wb. only): Regular and Deluxe options are combined with the accent color applied as specified for these options.



Sliding side cargo door allows easy cargo handling in narrow alleys and against loading docks. Convenient, weather-protected inside step.



Job-engineered interior packages. Econoline Vans can be ordered with complete packages designed for many trades. Or you can "mix and match." Simply choose from a wide selection of modern modular built-ins . . . racks, shelf units, bins, baskets, etc. Units are fastened to the floor and/or body pillars to be solid and permanent, yet they are removable.



'76 Ford Club Wagons.

Ford redesigned Club Wagons, too. Now you can enjoy room, quiet and comfort in a solid, well-built wagon that accommodates up to 12 passengers.

You have a choice of two Camper Special Packages for Econoline Cutaways. The **Low Line Camper Package** includes: 60 amp. alternator • 77 amp-hr battery • HD shock absorbers w/E-250 • Custom trim package • Camper wiring harness (provides constant

power source with single or dual batteries) • "Camper Special" emblem • Extra cooling package • Adjustable passenger seat.

The **High Line Camper Special Package** includes all items in basic package along with the following in addition to or in place of

items: 90 amp. alternator • External auxiliary oil cooler • Ammeter & oil pressure gauge • Front stabilizer bar • Dual horns • 351 V-8 engine • Chateau trim package • High output heater • Power steering • Tinted windshield and door glass.



'76 Ford Econoline Camper Package.

Ford Cutaway Vans with Camper Special Packages are designed to readily accommodate spacious custom motor homes that sleep up to six.

1976 Econoline Specifications

EQUIPMENT	E-100	E-150	E-250	E-350
Maximum GVW (lb.)	5800	6250	8350 (8500 C, 7850 PDV)	9900 (10,725 PDV, 11,000 C)
Axle, Front: Rating (lb.)	2950	3200	4000	4200
Axle, Rear: Rating (lb.)	2750	3600	5300	7400
Brakes: Power	Std.	Std.	Std.	Std.
Clutch: Dia. (in.)—Area (in.)	11—123.7	11—123.7	11—123.7	11—123.7
Electrical: Battery (amp-hr)	41	41	41	41
Optional Battery (amp-hr)	77, 81 (aux.)	77, 81 (aux.)	77, 81 (aux.)	77, 81 (aux.)
Alternator (amp.)	40	40	40	40
Optional Alternator (amp.)	60 or 90†	60 or 90†	60 or 90†	60 or 90†
Engine: Displacement	300 Six	300 Six	300 Six	300 Six
Optional	351 V-8	351 V-8	351 V-8, 460 V-8	351 V-8, 460 V-8
Shock Absorbers	Front & Rear	Front & Rear	Front & Rear	HD Front & Rear
Optional	HD	HD	HD	
Springs				
Front: Coil, Computer Selected Min. Rating @ Ground (lb.)	1285	1360	1475 (1625 C)	1625 (1475 PDV)
Optional	HD Coil	HD Coil	HD Coil	HD Coil
Rear: Rating @ Ground (lb.)	1440	1850	2080 (3175 PDV, 2725 C)	2785 (3270 PDV)
Optional	1650, 1850	1950	2360, 2725, 2975, (3175 C)	3215 (3235, 3270, 3610 C)
Steering: Optional	Integral Power	Integral Power	Integral Power	Integral Power
Transmission	3-Spd. Sync	3-Spd. Sync	3-Spd. Sync	3-Spd. Sync
Optional	Cruise-O-Matic	Cruise-O-Matic	Cruise-O-Matic	Cruise-O-Matic
Wheels: Type—Rim Size	(5) 5-Hole—5.5K	(4) 5-Hole—5.5K	(4) 8-Hole—6.0 (6.75 C, PDV)	(4) 8-Hole—6.75; (6) 6.0 PDV
Tires: Tubeless	F78-15B PT	H78-15D PT	8.00 x 16.5D TT‡	9.50 x 16.5D TT*
Optional	Both tubeless and tube-type—including RADIALS—in sizes to match GVW requirements. Dual rear tires are offered on E-350 Cutaway and Parcel Delivery Vans. Use adequate tires for loads and type of service. Consult your Ford Dealer.			

† 90 amp. N.A. w/300 Six ‡ 8.75 x 16.5E C, PDV * 8.00 x 16.5D PDV (dual rear) C=Cutaway Chassis, PDV=Parcel Delivery Van, PT=Passenger Type, TT=Truck Type

Specifications, descriptions and illustrative material contained herein were as accurate as known at the time this publication was approved for printing. Ford Division reserves the right to discontinue models or options at any time or change specifications, equipment or design without notice and without incurring obligation. Specifications are applicable to units sold in the United States, its territories and possessions and may vary outside these areas. Truck body installations and modifications are the responsibility of the body manufacturer. Owners should assure themselves of the load and handling capabilities of their vehicle when selecting a camper or contemplating custom add-ons and modifications. Some of the vehicle colors and paint combinations illustrated are special order options only. All options, accessories and whitewall tires illustrated or referred to as optional or available in this publication are at extra cost. Some options are required in combination with other options. For the price of the model with the equipment you desire or verification of specifications contained herein, see your Ford Dealer. In addition, since legal requirements and/or vehicle regulations vary from state to state, check with your local authorities and Ford Dealer for any special equipment requirements.

Motorcraft 

For continued top performance, be sure to specify genuine Motorcraft Parts and Autolite Spark Plugs whenever replacement is necessary.

FORD ECONOLINE VANS

FORD DIVISION

