

2008 CHRYSLER

# PT CRUISER



CHRYSLER



ENGINEERED BEAUTIFULLY

It is a place where engineering and beauty come together. It embodies a convergence of craftsmanship with technology and functionality with design. Built to entice with every drive in the most natural of manners, it represents a passion for ingenious engineering and stunning style. Engineered beautifully, this is a vehicle unlike any other.

**THIS IS THE CHRYSLER PT CRUISER.**



**THE 2008 CHRYSLER PT CRUISER INCLUDES  
A LIFETIME POWERTRAIN LIMITED WARRANTY.**



No deductible. See dealer for a copy of limited warranty and details.  
Non-Transferable. Not available on certain fleet vehicles.



PT Cruiser Convertible in Inferno Red Crystal Pearl and  
PT Cruiser Limited in Silver Steel Metallic



# LIMITED

PT Cruiser Limited delivers unique style, power, and fun with maximum luxury. A touring suspension and standard four-speed automatic transaxle make every ride a joyride. The available UConnect® Hands-Free Communication System\* keeps your hands safely on the wheel while you catch up with friends en route. Standard features such as a moonroof, fog lamps, speed control, deep-tinted sunscreen glass, and leather-wrapped steering wheel with Satin Silver spokes add to Limited's glamorous good looks, as do standard Premium Leather Trim seats. Standard 17-inch 15-spoke polished aluminum wheels reward the eye, the 180 horsepower intercooled turbocharged 2.4L DOHC engine grabs the heart, and 24 mpg highway† puts the mind at ease. This Limited is loaded.

\*Requires Bluetooth® enabled mobile phone. †2008 EPA est. mpg.



PT Cruiser Limited in Deep Water Blue



The 2.4L DOHC intercooled turbocharged engine speaks with a certain authority. The body-color spoiler reduces drag and improves aerodynamics while subtly adding to PT Cruiser's charismatic charm. Striking, retro-inspired interior design is reflected in cool glow console lighting. The Mini Carbon finish center stack, topped with a signature wing badge analog clock, includes temperature controls as well as controls for the standard AM/FM stereo sound system with CD player and auxiliary input jack for your MP3 player.



PT Cruiser Limited interior in Pastel Slate Gray Premium Leather Trim with Deep Water Blue instrument panel inserts

A spacious interior with standard Premium Leather Trim seats and a six-way power driver's seat help you find your comfort level. Second-row theater-style seating provides an enhanced view for rear-seat passengers. Standard SIRIUS Satellite Radio\* includes a one-year subscription and delivers over 130 channels, including 100% commercial-free music, sports, news, talk, traffic and weather.† An available Sound Group II package adds a Boston Acoustics® Audio

Group with AM/FM, six-disc CD player with MP3 capability to further amplify your good times. The available Garmin® 250W Navigation System, an Authentic Chrysler Accessory by Mopar, guides you every turn.



\*SIRIUS® and the SIRIUS dog logo are registered trademarks of SIRIUS Satellite Radio, Inc. All other trademarks, service marks and logos are the property of their respective owners. All rights reserved. For full terms and conditions, visit [sirius.com](http://sirius.com). Prices and programming are subject to change. Not available in AK and HI. †Not available in PT Cruiser Convertible.





PT Cruiser Limited in Stone White

Over a million proud owners will attest to the emotional appeal of the infinitely fun and versatile PT Cruiser. On the road, it emanates a unique presence that only America's best small car alternative can provide, with a profile that expresses style and exuberance even when standing still. PT Cruiser Limited offers

a luxurious take on this unique vehicle's undeniable charm with chrome grille accents, integrated fog lamps, larger 17-inch 15-spoke polished aluminum wheels on 205/50R17XL all-season performance radial tires, deep-tinted sunscreen glass, power moonroof, and body-color rear sport spoiler — all standard.

# TOURING

Nothing beats adventure — as long as you can bring along comfort and style. Thanks to PT Cruiser Touring, an adventurous spirit and pleasing accommodations are perfectly paired. The 2.4L DOHC 16V I-4 engine, four-speed automatic transmission, and 16-inch painted cast-aluminum wheels are standard. A versatile interior not only provides enough configurations to handle your most extraordinary adventures, it also delivers conveniences such as power windows, power driver's seat, speed control, and a fold-flat front-passenger seat. A celebration of spirited driving, Touring encourages exploration with its 24-mpg highway\* and computerized Electronic Vehicle Information Center (EVIC) — complete with compass direction, temperature, average fuel economy, and many other informative, programmable details. Its remote keyless entry offers an added dimension of convenience.

\*2008 EPA est. mpg.



PT Cruiser Touring in Brilliant Black Crystal



PT Cruiser features a brilliantly versatile interior, complete with a center console perfect for storing smaller items. PT Cruiser Touring's standard YES Essentials® stain resistant, odor resistant, antistatic seat fabric\* is the perfect addition to your easygoing personality. From muddy pets to spilled coffee, YES Essentials® Seat Fabric helps you take it all in stride offering easy care and cleanup, reduced germs and allergens, all while managing odors.

\*Not compatible with aftermarket fabric-protecting coatings. Go to [yesessentials.com](http://yesessentials.com) for care details.





PT Cruiser LX in Surf Blue Pearl

## LX

Standard body-color grille and 15-inch wheels with styled bolt-on wheel covers distinguish the PT Cruiser LX exterior. Features like the standard 2.4L engine with standard five-speed manual transmission, front disc and rear drum brakes, power rack-and-pinion steering, and power windows with driver and front-passenger one-touch auto-down feature complete this well-rounded package.

The 2008 Sunset Boulevard Edition delivers unique interior and exterior color treatments and features available only on this exclusive vehicle. In addition, a newly available special edition Street Cruiser Series will offer a full array of exterior color choices. Visit [chrysler.com/pt\\_cruiser](http://chrysler.com/pt_cruiser) for more up-to-the-minute information.





## PT CRUISER CONVERTIBLE

It is hard to top the exhilaration of top-down driving, especially in a vehicle as enchanting as this one. With a simple turn of a handle and one touch of a button, the top is down and you are off and running with a standard 150 horsepower 2.4L DOHC 16V I-4 engine and standard five-speed manual or available four-speed automatic transmission. The 16-inch painted cast-aluminum wheels are standard. Or you can choose to roll on the available 17-inch polished aluminum 15-spoke wheels. Frameless Smart Glass windows provide a tighter seal and quieter ride during top-up travel. Solar Control Glass reduces distracting glare while minimizing interior heat retention by blocking ultraviolet light. When night falls, standard fog lamps and integrated sport bar courtesy lamps illuminate your driving adventures.



PT Cruiser Convertible in Bright Silver Metallic



PT Cruiser Convertible is empowering in every sense. The available 180 horsepower 2.4L intercooled turbocharged engine supplies the muscle along with 24 mpg highway.\* Power windows, rear defrost, and a color-keyed sport bar with integrated courtesy lamps are standard features. The color-keyed sport bar also works to reduce wind noise, helping make music or conversation easily audible. All in all, this is one smart package.

\*2008 EPA est. mpg.



Properly secure all cargo.

## FUN & FUNCTION

Tops among PT Cruiser's freedoms of choice are fun and function. With all it can do, you may be surprised at how quickly the two become one in PT Cruiser. One choice you will not have to make is between cargo and passengers.

- ▶ Flip up the rear liftgate, set the available **rear shelf panel\*** in place, and find space below for stowing food, beverages, and everything in between. The shelf can hold a picnic buffet or almost anything else, up to 100 pounds.
- ▶ PT Cruiser models feature room for five with **98.8 cubic feet of interior volume**. PT Cruiser Convertible models feature room for four with **84.3 cubic feet of passenger interior volume**.

\*Not available on PT Cruiser LX or Convertible.

## VERSATILITY

Long weekend, last-minute road trip, or a day at the beach, PT Cruiser offers a host of functions and features that allow you to enjoy your own idea of fun, wherever life's road may lead you.

- ▶ Configure the front-passenger seat and rear seats for up to **32 available seating arrangements**.
- ▶ The available **fold-flat front-passenger seat\*** offers extended loading capacity and a great flat work/desk area.
- ▶ PT Cruiser's rear Fold-and-Tumble split-folding **bench seats remove completely**,† allowing you to easily transport larger items.
- ▶ Rear Fold-and-Tumble split-folding bench seats make loading cargo through the rear liftgate a breeze. Loading objects from the front end is easy as well, with a **front-passenger seat that tilts and slides**‡ to accommodate your gear.

\*Not available on PT Cruiser LX or Convertible. †PT Cruiser models only. ‡PT Cruiser Convertible only.

PT CRUISER offers three-passenger 65/35 split-folding removable bench seating in the second row. PT CRUISER CONVERTIBLE offers two-passenger 50/50 split-folding bench seating in the second row.



split-fold



split-fold



completely folded



completely folded



tumbled forward



tumbled forward





## SAFETY AND SECURITY

Beneath PT Cruiser's exterior is a quality-engineered vehicle. From its safety cage construction to its many security features, PT Cruiser helps deliver peace of mind.

- ▶ **Advanced multistage driver and front-passenger air bags\*** have an Occupant Classification System (OCS) to deploy air bags with force appropriate to the weight of the passenger.
- ▶ Standard **supplemental side air bags\*** offer additional protection for driver and front passenger.
- ▶ PT Cruiser's **rigid body structure** lays a solid foundation for its reliable handling and ride, and safety and security features. Longitudinal **steel door beams** offer side-impact protection.
- ▶ **Sentry Key® antitheft engine immobilizer**, standard on all PT Cruisers and Convertible, helps shut out thieves by preventing the engine from running without a properly encoded key.
- ▶ The **remote keyless entry** controls door and liftgate locks and includes a **panic alarm** for extra security, putting both convenience and safety at your fingertips.

\*Always sit properly in the seat with the seat belt fastened. Always observe the passenger air bag indicator lamp to determine if OCS classification is appropriate. Children 12 and under should always be in a backseat correctly using an infant or child restraint system or the seat belt positioned correctly for the child's age and weight. Certified to the Federal Regulations for automatic passenger occupant classification.

## PERFORMANCE

Equipped with a five-speed manual transaxle or available four-speed automatic transmission, PT Cruiser delivers performance on par with its style.

- ▶ The **2.4L intercooled turbocharged engine** produces 180 horsepower at 5,100 rpm and 210 lb-ft of torque at 4,000 rpm, and offers a very respectable 24 mpg highway.\* Standard on PT Cruiser Limited, this engine is available on other models.
- ▶ The **2.4L DOHC 16-valve four-cylinder engine** offers 150 horsepower at 5,100 rpm and 165 lb-ft of torque at 4,000 rpm, and delivers an impressive 26 mpg highway.\*† It is standard on PT Cruiser LX, Touring, and Convertible.

## HANDLING

PT Cruiser offers a complex combination of frame stiffness, axle characteristics, suspension design, and brake operation. In the end, every component contributes towards making driving fun.

- ▶ The **MacPherson strut front suspension** provides responsive steering and straight tracking.
- ▶ A **Watt's linkage axle** helps keep suspension motion aligned with the frame to help eliminate hops and skips on turns.
- ▶ Standard **front disc and rear drum brakes** with large-diameter front rotors help ensure ample stopping and heat resistance.
- ▶ An **available four-wheel disc antilock brake system (ABS)** with **low-speed traction control** provides an additional level of control in slippery conditions.

\*2008 EPA est. mpg. †With 5-speed manual transaxle.





## EXTERIOR COLORS

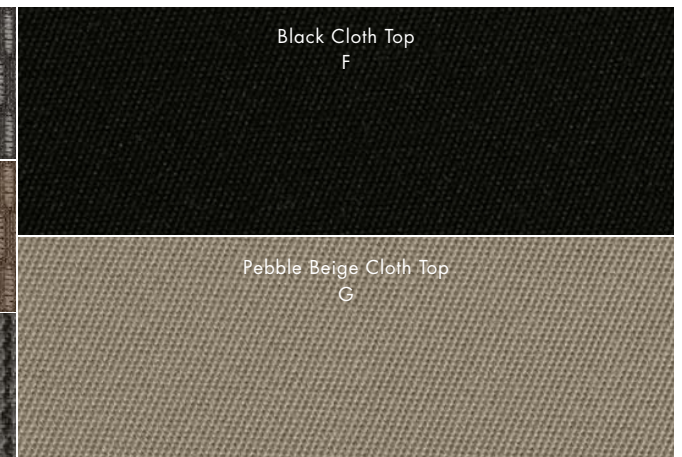
	Brilliant Black Crystal Pearl	Cool Vanilla*	Melbourne Green†	Bright Silver Metallic	Inferno Red Crystal Pearl	Deep Water Blue Pearl‡	Silver Steel Metallic‡	Surf Blue Pearl	Stone White
Limited	1,2	1,2	1,2	1	1,2	1,2	1	1	1,2
Touring	3,4	3,4	3,4	3	3,4	3,4	3	3	3,4
LX	5	5		5	5		5	5	5
Convertible	1F, 2F, 2G, 3F, 4F, 4G	1F, 2F, 2G, 3F, 4F, 4G	1F, 2F, 2G, 3F, 4F, 4G	1F, 3F	1F, 2F, 2G, 3F, 4F, 4G	1F, 3F	1F, 3F	1F, 3F	1F, 2F, 2G, 3F, 4F, 4G

\*Limited availability. †Late availability. ‡Not compatible with aftermarket fabric-protecting coatings. Go to [yesessentials.com](http://yesessentials.com) for care details.

## INTERIOR COLORS



## SOFT TOPS





# WHEELS



A  
17-inch  
polished-aluminum wheel



B  
16-inch  
chrome-clad wheel



C  
16-inch painted  
cast-aluminum wheel



D  
15-inch wheel cover




E  
16-inch 5-spoke chrome-clad wheel  
**CHRYSLER ACCESSORIES**  
Authentic Chrysler Accessories by Mopar  
are also available to personalize your  
Chrysler PT Cruiser.

	A	B	C	D
PT Cruiser Limited	S			
PT Cruiser Touring		O	S	
PT Cruiser LX				S
PT Cruiser Convertible	O		S	


S = Standard, O = Optional.

# DIMENSIONS

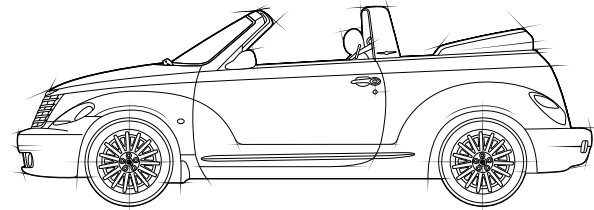
60.6"



58.1"  
67.1"

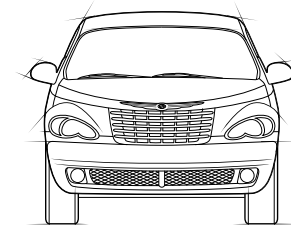


58.2"

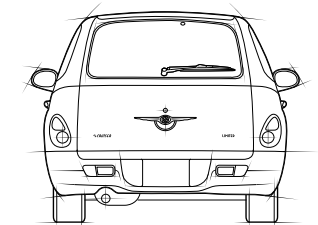


103.0"  
168.9"

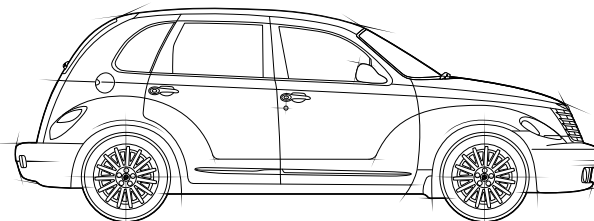
63.0"



58.3"  
67.1"



58.2"



103.0"  
168.9"

	PT Cruiser			PT Cruiser Convertible
	LX	Touring	Limited	
	D	F	K	
<b>ENGINE/TRANSMISSION</b>				
2.4L DOHC 16V I-4 5-speed manual	27D (S)			27F (S)
2.4L DOHC 16V I-4 4-speed automatic		28F (S)		28F (O)
2.4L DOHC 16V Turbo I-4 4-speed automatic		2CF (O)	2CK (S)	2CF (O)
<b>MECHANICAL</b>				
Battery — 510-amp, maintenance-free	S	S	S	S
Brakes — Power front disc/rear drum	S	S		S
— 4-wheel disc antilock and low-speed traction control (packaged with turbo engine applications)	0	0/P	S	0/P
Speed Control — Electronic with steering wheel-mounted controls		S	S	S
Steering — Power rack-and-pinion	S	S	S	S
Suspension — Front, independent with MacPherson struts and stabilizer bar; rear twist-beam axle with trailing arms and coil springs, shock absorbers and Watt's linkage	S	S	S	S
— Normal-duty	S	S		
— Touring			S	S
<b>EXTERIOR FEATURES</b>				
Convertible Top Boot Cover <sup>(1)</sup>				0
Engine Block Heater	0	0	0	0
Glass — Solar Control, all windows	S	S	S	S
— Deep-tint sunscreen, all rear windows		S	S	
Grille — Body-color	S	S		S
— Chrome accents			S	
Headlamps — Quad-halogen headlamps	S	S	S	S
— Fog lamps		S	S	S
Liftgate Switch — Electric, soft-touch	S	S	S	S
Mirrors — Dual manual remote control, black	S			
— Power, black		S	S	S
Molding — Bodyside, chrome (packaged with Chrome Appearance Group)		P	S	
— Bodyside, body-color				S
Moonroof — Power with one-touch open feature and sliding sunshade		0	S	
Spoilers — Strip spoiler — Rear, body-color, liftgate-mounted	S	S		
— Sport spoiler — Rear, body-color, liftgate-mounted			S	
Sport Bar — With two dome lamps (theater-dimming) and Chrysler wing badge				S
Tire Pressure Monitoring System	S	S	S	S
Tires — P195/65R15 BSW all-season touring	S			
— P205/55R16 BSW all-season touring		S		S
— P205/50R17XL BSW all-season performance			S	0
— Compact spare tire	S	S	S	S
Wheels — 15" steel with bolt-on covers	S			
— 16" cast-aluminum, painted		S		S
— 16" chrome-clad		0		
— 16" 5-spoke chrome wheel (Chrysler Accessory)	0	0	0	0
— 17" polished aluminum 15-spoke			S	0
Windshield Wipers — Front 2-speed with variable-intermittent mode	S	S	S	S
— Rear wiper/washer with intermittent mode	S	S	S	

	PT Cruiser			PT Cruiser Convertible
	LX	Touring	Limited	
	D	F	K	
<b>INTERIOR FEATURES</b>				
Air Conditioning — Manual temperature control (includes air filtration)	0	S	S	S
Console — Floor with cup holders, coin holder, CD storage and fore/af sliding armrest multipurpose bin	S	S	S	S
— Cup holders, 5 total (2 in the second row), bright front cup holder rings (packaged with Chrome Appearance Group and Standard on Limited)	S	S/P	S	S
Defraster — Rear window (integral to top for Convertible)	S	S	S	S
Door Locks — Power, speed-sensitive locking, chrome lock knobs (packaged with Chrome Appearance Group and Standard on Limited)	S	S/P	S	S
Electronic Vehicle Information Center (EVIC) — Includes compass, temperature, audio info, average fuel economy, distance to empty, elapsed time and personal choices		S	S	S
Floor Mats — Carpet, front and rear	0	S	S	S
HomeLink® Universal Transceiver			S	S
Interior Accents — Center instrument panel bezel, Satin Silver	S	S		S
— Center instrument panel bezel, Mini Carbon finish			S	
— Clock, analog with Chrysler wing badge design	S	S	S	S
— Front scuff plates with bright insert and Chrysler wing badges			S	
— Instrument panel trim; color-keyed inserts (included with Inferno Red, Surf Blue, Deep Water Blue and Melbourne Green exterior colors)	P	P	P	P
— Instrument panel trim; bright silver inserts (included with Brilliant Black Crystal, Bright Silver, Cool Vanilla, Silver Steel Metallic and Stone White exterior colors)	P	P	P	P
Lighting — Front courtesy map lamps		S	S	
— Dome with theater-dimming and rear cargo area lamps	S	S	S	S
— Console flood lamp	S	S	S	S
Mirrors — Rearview, day/night	S	S	S	
— Rearview with reading lamps				S
— Visor vanity, covered mirrors	S			
— Visor vanity, sliding, covered, illuminated mirrors		S	S	
— Visor vanity, cloth, illuminated mirrors				S
Power Accessory — Front 12V auxiliary outlet	S	S	S	S
— Rear 12V auxiliary outlet		S	S	S
Shelf Panel — Rear, multiposition with integral grocery bag hooks		S	S	
Shift Knob — Color-keyed ball type with chrome shift lever	S	S		
— Satin Silver, ball-type with chrome shift lever			S	S
Speedometer — 120-mph	S	S	S	S
Steering — Power rack-and-pinion	S	S	S	S
Steering Column — Tilt	S	S	S	S
Steering Wheel — Vinyl	S	S		S
— Leather-wrapped with Satin Silver spokes			S	
Tachometer	S	S	S	S
Windows — Power with driver and front-passenger one-touch auto-down and rear lockout features	S	S	S	S
— Smart Glass, automatic power drop and raise window glass (activated by top and door operation)				S
<b>SEATING</b>				
Fabric — Cloth	S			
— Cloth with YES Essentials® Seat Fabric <sup>(2)</sup>		S		S
— Premium Leather Trim			S	0
Front				
— Low-back buckets with 2-way adjustable locking head restraints				S
— 6-way power driver's seat		S	S	S
— Manual driver adjustable lumbar		S	S	S
— Fold-flat front-passenger		S	S	
— Heated front seats		0	S	0
— Easy entry system driver's seat (tips forward to allow easier rear access)				S
— Easy rear access via tilt-and-slide front-passenger seat				S



PT Cruiser			PT Cruiser Convertible
LX	Touring	Limited	
D	F	K	

## SEATING (CONTINUED)

<b>Rear</b> — 65/50 Fold-and-Tumble, removable with 2-way adjustable low-profile head restraints for outboard rear seating positions	S	S	S	
— 50/50 split, Fold-and-Tumble with integrated head forms				S

## ENTERTAINMENT SYSTEMS

<b>Radios</b> — AM/FM stereo with CD player and changer controls and auxiliary input jack	S	S	S	S
<b>SIRIUS Satellite Radio</b> — Includes one-year subscription. Available only in the continental U.S. (available as stand-alone option or included in Sound Group 1 package)	O/P	S	S	
— Sound Group I — Includes SIRIUS Satellite Radio, Boston Acoustics® Audio Group, 6 Boston Acoustics speakers with subwoofer and 368-watt amplifier	0			
— Sound Group II — Includes AM/FM 6-disc CD, MP3 input, Boston Acoustics Audio Group, 6 Boston Acoustics speakers with subwoofer and 368-watt amplifier (subwoofer not available for Convertible)		0	0	0
<b>Sound Systems</b> — 4 speakers	S	S	S	
— 6 premium speakers				S

## SAFETY AND SECURITY

<b>Air Bags</b> <sup>(1)</sup> — Advanced multistage for driver and front passenger with Occupant Classification System (OCS) <sup>(12)</sup> includes driver inflatable knee blocker	S	S	S	S
— Supplemental side seat-mounted for front outboard occupants	S	S	S	S
<b>Brake-Park Interlock</b> — Prevents an automatic transmission from being shifted out of Park unless brake pedal is applied	P	S	S	P
<b>Child-Protection Rear Door Locks</b>	S	S	S	S
<b>Child Seat Anchor System (LATCH)</b> — Mounts for child seats in the second row help ease the installation of compatible aftermarket child seats	S	S	S	S
<b>Clutch-Starter Interlock</b> — Cannot start engine until clutch pedal is applied	S			S
<b>Remote Keyless /Illuminated Entry System</b> — Includes 2 transmitters	S	S	S	S
<b>Seat Belts</b> — Height-adjustable 3-point driver and front-passenger with traveling buckles; 3-point lap/shoulder belts at all rear-seat positions and BeltAlert system	S	S	S	
— Front shoulder belts with traveling buckles and fixed turning loops; 3-point shoulder belts at both rear-seat positions				S
<b>Security Alarm</b>		S	S	S
<b>Sentry Key</b> ® — Antitheft engine immobilizer	S	S	S	S
<b>UConnect® Hands-Free Communication System</b> <sup>(4)</sup> — Includes auto-dimming rearview mirror			0	

## PACKAGES

<b>Chrome Appearance Group</b> — Includes chrome lock knobs, chrome cup holder rings and chrome bodyside moldings		0		
<b>Sound Group I</b> — Includes SIRIUS Satellite Radio, Boston Acoustics Audio Group, 6 Boston Acoustics speakers with subwoofer and 368-watt amplifier	0			
<b>Sound Group II</b> — Includes AM/FM 6-disc CD, MP3 radio, Boston Acoustics Audio Group, 6 Boston Acoustics speakers with subwoofer and 368-watt amplifier (subwoofer not available for Convertible)		0	0	0

S = Standard. P = Included in package noted in parentheses. 0 = Optional.

<sup>(1)</sup> Late availability.

<sup>(2)</sup> Not compatible with aftermarket fabric-protecting coatings.

<sup>(3)</sup> Always sit properly in the seat with the seat belt fastened. Always observe the passenger air bag indicator lamp to determine if OCS classification is appropriate. Children 12 and under should always be in a backseat correctly using an infant or child restraint system or the seat belt positioned correctly for the child's age and weight.

<sup>(4)</sup> Includes auto day/night inside rearview mirror. Requires Bluetooth® enabled mobile phone.

YES Essentials is a registered trademark of Milliken & Company. "SIRIUS" and the SIRIUS dog logo are registered trademarks of SIRIUS Satellite Radio Inc. All other trademarks, service marks and logos are the property of their respective owners. All rights reserved. For full terms and conditions, visit sirius.com. Prices and programming are subject to change. Not available in HI. Mopar, Sentry Key and UConnect are registered trademarks and Navas is a trademark of Chrysler LLC. Boston Acoustics and the Boston logo are registered trademarks and The Boston Sound is a trademark of Boston Acoustics, Inc. Garmin is a registered trademark of Garmin Ltd.

All product illustrations, specifications, and competitive comparisons are based upon current information at the time of publication approval. Although descriptions are believed correct, complete accuracy cannot be guaranteed. Chrysler LLC reserves the right to make changes at any time, without notice or obligation, in prices, specifications, equipment, colors and materials, and to change or discontinue models. Some of the equipment shown or described throughout this catalog is available at extra cost. See your dealer for the latest information.

PT Cruiser			PT Cruiser Convertible	
LX	Touring	Limited	D	F
D	F	K	D	F

## ENGINE SPECIFICATIONS

Engine Type	In-line 4-Cylinder	In-line 4-Cylinder	In-line 4-Cylinder	In-line 4-Cylinder	In-line 4-Cylinder Turbo
<b>Horsepower (SAE net @ rpm)</b>	150 @ 5,100	150 @ 5,100	180 @ 5,200	150 @ 5,100	180 @ 5,200
<b>Torque (lb-ft @ rpm)</b>	165 @ 4,000	165 @ 4,000	210 @ 2,800-4,000	165 @ 4,000	210 @ 2,800-4,000
<b>Displacement (cu in)</b>	148.2	148.2	148.2	148.2	148.2
<b>Bore and Stroke (in)</b>	3.44x 3.98	3.44x 3.98	3.44x 3.98	3.44x 3.98	3.44x 3.98
<b>Compression Ratio 3-1</b>	9.5:1	9.5:1	8.1:1	9.5:1	8.1:1
<b>Valve Train Configuration</b>	DOHC 16 valves	DOHC 16 valves	DOHC 16 valves	DOHC 16 valves	DOHC 16 valves

## EXTERIOR DIMENSIONS<sup>(12)</sup>

	PT Cruiser			PT Cruiser Convertible	
	LX	Touring	Limited	D	F
<b>Wheelbase</b>	103	103	103	103	103
<b>Overall Length</b>	168.9	168.9	168.9	168.9	168.9
<b>Overall Width</b>	67.1	67.1	67.1	67.1	67.1
<b>Overall Height</b>	63.0	63.0	63.0	60.6	60.6
<b>Track — Front/Rear</b>	58.3/58.2	58.3/58.2	58.3/58.2	58.1/58.2	58.1/58.2
<b>Turning Diameter (ft)</b>	36.7	36.7	37.9	37.9	37.9

## INTERIOR DIMENSIONS<sup>(12)</sup>

	PT Cruiser			PT Cruiser Convertible	
	LX	Touring	Limited	D	F
<b>Maximum Seating Capacity</b>	5	5	5	4	4
<b>Head Room — Front/Rear</b>	39.2/39.5	39.2/39.5	39.2/39.5	38.7/36.4	38.7/36.4
<b>Leg Room — Front/Rear</b>	40.6/40.9	40.6/40.9	40.6/40.9	40.6/40.9	40.6/40.9
<b>Shoulder Room — Front/Rear</b>	53.8/53.6	53.8/53.6	53.8/53.6	52.9/42.0	52.9/42.0
<b>Hip Room — Front/Rear</b>	50.1/46.7	50.1/46.7	50.1/46.7	49.6/41.1	49.6/41.1
<b>Cargo Volume (cu ft) (behind rear seat)</b>	21.6	21.6	21.6		
<b>Cargo Volume (cu ft) — Trunk</b>				7.4	7.4
<b>Cargo Volume — Maximum (cu ft) (with rear seat removed)</b>	62.7	62.7	62.7		
<b>Cargo Volume — Maximum (cu ft) (with rear seats folded)</b>				13.3	13.3

<sup>(12)</sup>2008 EPA est. mpg. <sup>(13)</sup>Dimensions in inches unless otherwise noted.



Includes a **Lifetime Powertrain Limited Warranty**. No deductible.

See dealer for a copy of limited warranty and details. Non-Transferable. Not available on SRT and certain fleet vehicles.

**3/36 Limited Warranty.** New Chrysler vehicles are covered by a 3-year or 36,000-mile Basic Limited Warranty. See your dealer for a copy of this limited warranty. Excludes normal maintenance and wear items.



**Chrysler Auto Insurance.** The only insurance guaranteed to repair your vehicle using Authentic Chrysler Collision Repair Parts by Mopar for as long as you own your Chrysler vehicle, and up to \$100 off your deductible when those repairs are done at a Chrysler dealership — all at rates that are tough to beat. For a free quote, visit [www.chryslerautoinsurance.com](http://www.chryslerautoinsurance.com) or call (877)244-1531 and mention keycode QL8XXX.



**The Chrysler Gift Gallery** pays tribute to the finer things in life. With everything from men's and women's apparel to accessories and designer collectibles, you are sure to take your style to the next level. View the entire collection of authentic merchandise at [chrysler.com/giftgallery](http://chrysler.com/giftgallery).

PT Cruiser			PT Cruiser Convertible	
LX	Touring	Limited	D	F
D	F	K	D	F

## WEIGHT AND CAPACITIES

Recommended Fuel	Unleaded Regular	Unleaded Regular	Unleaded Regular	Unleaded Regular	Unleaded Regular
<b>Fuel Tank Capacity (gal)</b>	15	15	15	15	15
<b>Fuel Economy<sup>(11)</sup> — City (mpg)</b>	21	19	18	21	18
— Highway (mpg)	26	24	24	26	24
<b>Base Curb Weight (lb) (with manual and typical options for Convertible)</b>	3,147	3,165	3,263	3,254	3,314
<b>Towing Capacity (lb)</b>	1,000	1,000	1,000	1,000	1,000

PT Cruiser			PT Cruiser Convertible	
LX	Touring	Limited	D	F
D	F	K	D	F

	PT Cruiser			PT Cruiser Convertible	
	LX	Touring	Limited	D	F
<b>Wheelbase</b>	103	103	103	103	103
<b>Overall Length</b>	168.9	168.9	168.9	168.9	168.9
<b>Overall Width</b>	67.1	67.1	67.1	67.1	67.1
<b>Overall Height</b>	63.0	63.0	63.0	60.6	60.6
<b>Track — Front/Rear</b>	58.3/58.2	58.3/58.2	58.3/58.2	58.1/58.2	58.1/58.2
<b>Turning Diameter (ft)</b>	36.7	36.7	37.9	37.9	37.9
<b>Maximum Seating Capacity</b>	5	5	5	4	4
<b>Head Room — Front/Rear</b>	39.2/39.5	39.2/39.5	39.2/39.5	38.7/36.4	38.7/36.4
<b>Leg Room — Front/Rear</b>	40.6/40.9	40.6/40.9	40.6/40.9	40.6/40.9	40.6/40.9
<b>Shoulder Room — Front/Rear</b>	53.8/53.6	53.8/53.6	53.8/53.6	52.9/42.0	52.9/42.0
<b>Hip Room — Front/Rear</b>	50.1/46.7	50.1/46.7	50.1/46.7	49.6/41.1	49.6/41.1
<b>Cargo Volume (cu ft) (behind rear seat)</b>	21.6	21.6	21.6		
<b>Cargo Volume (cu ft) — Trunk</b>				7.4	7.4
<b>Cargo Volume — Maximum (cu ft) (with rear seat removed)</b>	62.7	62.7	62.7		
<b>Cargo Volume — Maximum (cu ft) (with rear seats folded)</b>				13.3	13.3

## Chrysler Financial

With **Chrysler Financial**, you can get great finance options, competitive rates and flexible payment plans. Learn more about your financing benefits and even submit a credit application at [chryslerfinancial.com](http://chryslerfinancial.com).



**Chrysler Service Contracts.** Your Chrysler is one of the most inspiring vehicles on the road. Why not protect your investment with a Chrysler Service Contract or Maintenance Plan? For more information, see your Chrysler dealer, call (800)442-2666 or visit [servicecontracts.chrysler.com](http://servicecontracts.chrysler.com).



**REWARDS VISA** With the **Chrysler Rewards Visa** credit card, you earn points for every purchase you make which can be redeemed for anything at your Chrysler, Jeep or Dodge dealership — all with no annual fee! Visit [chryslercreditcard.com](http://chryslercreditcard.com) for more information on how to apply!



**SIRIUS SATELLITE RADIO** 100% commercial-free music, sports, news, talk, entertainment, traffic and weather. Factory-installed SIRIUS Satellite Radio includes a one-year subscription. For more information, go to [sirius.com](http://sirius.com).



# THE PROOF

Chrysler engineers create vehicles that let you enjoy your independence, realize your aspirations, and express your personal style.

Select PT Cruiser and PT Cruiser Convertible vehicles\* have earned the EPA's SmartWay<sup>SM</sup> designation based on low greenhouse gas emissions and air pollution scores.

"The Chrysler PT Cruiser appeals to people of all ages and lifestyles with its whimsical retro design."

— *NewCarTestDrive.com*

\*Based on 2.4L 4-cylinder gasoline engine with automatic and 5-speed manual transmissions. SmartWay is a registered service mark of the United States Environmental Protection Agency. See dealer for details.



## CHRYSLER.COM

Our Web site offers detailed information on all Chrysler products. You can virtually assemble any vehicle you like. Simply choose the model with your favorite color combinations, equipment, and features — and then price it all out. Plus you can visit these other helpful sites:

**BUILD** Create the Chrysler model of your dreams and get a price estimate.  
[chrysler.com/build](http://chrysler.com/build)

**GET A QUOTE** Get a quote on any Chrysler model from a local dealer.  
[chrysler.com/gaq](http://chrysler.com/gaq)

**DEALERSHIPS** Enter your ZIP code or city/state to find a Chrysler dealer in your area.  
[chrysler.com/dealers](http://chrysler.com/dealers)

**WARRANTY** Find everything you need to know about your Chrysler limited warranty.  
[chrysler.com/warranty](http://chrysler.com/warranty)

**SEARCH** Check out our new search engine and all its capabilities.  
[chrysler.com/search](http://chrysler.com/search)

**GOLF** Learn more about the Chrysler Club Championship.  
[chrysler.com/golf](http://chrysler.com/golf)

**TEST-DRIVE** Select a Chrysler model and schedule a test-drive with a local dealer.  
[chrysler.com/satd](http://chrysler.com/satd)



## CALL 1-800-CHRYSLER.

Our friendly and knowledgeable product information specialists are available seven days a week, 8 a.m.–midnight (EST) to answer your questions.



## VISIT YOUR DEALER.

Your Chrysler dealer's knowledgeable and professionally trained staff will guide you through the shopping process with expert advice.

## AUTHENTIC CHRYSLER ACCESSORIES

When you enhance your PT Cruiser with Authentic Chrysler Accessories by Mopar, you gain far more than sophisticated style, premium protection, or engaging entertainment. You also benefit from the authentic difference found only in an original equipment accessory. It is a difference that demands tighter tolerances and exacting testing methods. And one backed by a superior warranty\* serviced by Chrysler dealerships nationwide. Choose the full line of accessories that feature a fit, finish, and functionality designed specifically for your PT Cruiser. Visit us at [mopar.com](http://mopar.com).

\*See your dealer for full details and a copy of the limited warranty.

AUTHENTIC CHRYSLER ACCESSORIES 



Authentic Chrysler Accessories by Mopar shown above include Chrome Fuel Filler Door, 16-inch 5-spoke Chrome Wheels, Chrome Door Spears and Chrome Exhaust Tip.

IT'S THE WAY OUR VEHICLES  
COME TOGETHER  
THAT SETS US APART.



CHRYSLER

CHRYSLER  
  
ENGINEERED BEAUTIFULLY