



2009 Jeep® Wrangler



Shown left to right: Jeep® Commander Overland in Brilliant Black Crystal Pearl, Compass Limited in Light Sandstone Metallic, Wrangler Unlimited Rubicon in Detonator Yellow, Liberty Limited in Deep Water Blue Pearl, Patriot Limited in Jeep® Green Metallic, Wrangler Rubicon in Flame Red, and Grand Cherokee Overland in Bright Silver Metallic.

7 vehicles. 1 purpose.

Climb into a dirt-throwing, snow-gripping, hill-defying, road-embracing, story-collecting Jeep® vehicle and thrills are guaranteed. For over 65 years, we've been taking fun-lovers to some of the world's most adventurous destinations. Every Jeep vehicle is purpose-built to put a world of excitement within easy grasp, giving you permission to confidently go where others may fear to tread. Today, discover what's new with a legendary lineup that includes Jeep Wrangler, Wrangler Unlimited, Patriot, Grand Cherokee, Commander, Compass, and Liberty. Of course, no vehicle demonstrates the attributes of a Jeep 4x4 better than Wrangler or Wrangler Unlimited, as these legends continue to prove their courageous spirit as the patriarchs of the Jeep brand and the heroes of off-road enthusiasts the world over. jeep.com/wrangler

Have fun out there. Jeep®



Capability is our core.

The 2009 Jeep® Wrangler — from its all-but-untouchable capabilities, unmistakable seven-slot grille, and off-road-ready 4WD convertibility, there's absolutely nothing else out there like it. Built tough and backed by more than 65 years of American legend, Jeep Wrangler puts its less capable rivals to shame. And no other automaker beats our Lifetime Powertrain Limited Warranty,⁽¹⁾ so you can be confident that your Jeep Wrangler's strongest assets are protected throughout your ownership. Not to mention all of



Wrangler's components, like heavy-duty suspension, skid plates, and shock absorbers, have been tirelessly torture-tested countless times in some of the most brutal environments known to mankind — so you can rest assured your Jeep vehicle will live up to its tough-to-the-core reputation. Other available features like the uconnect gps touch screen lets you have more fun out there whether you're hitting the trails or making your way through rush-hour traffic. The myriad of top options have one resounding thing in common — they were all built to be removed so you can climb in and enjoy the one-of-a-kind sensation of top-off, windshield-down, open-air fun. Every Wrangler two-door model features comfortable seating for four passengers while Wrangler Unlimited models show off four doors and spacious seating for five. JEEP TRAIL RATED® vehicles are designed to perform in a variety of off-road conditions identified by five performance categories: ARTICULATION — The ability to keep tires in contact with the ground, providing traction to climb over large obstacles. TRACTION — The ability to transfer power to the road or trail along with the ability of the suspension to keep the tires in contact with the terrain. MANEUVERABILITY — The ability to navigate around obstacles that are tightly situated. GROUND CLEARANCE — The ability to drive over large obstacles or logs in combination with approach/departure/breakover angles. WATER FORDING⁽²⁾ — The ability to cross a specific depth of water at a specific speed. With Jeep Wrangler, you own the road, the trail, and the sky's the limit. ⁽¹⁾No deductible. See dealer for a copy of limited warranty



details. Non-Transferable. Not available on SRT,[®] diesel vehicles, and certain fleet vehicles. ⁽²⁾Do not attempt water fording unless depth is known to be less than 20 inches. Traversing water can cause damage that may not be covered by the new vehicle warranty. Always off-road responsibly in approved areas.





Unconstrained souls.



Both Jeep® Wrangler and Wrangler Unlimited have been fortified with components that deliver the highest degree of proven capability so you have the freedom to get out there and do your thing. And for every Wrangler driver, that “thing” is different. For some it might be the excitement of crossing an off-trail stream, the ability to flex Wrangler’s extreme articulation, or the rush of uninhibited on-road performance. Whatever it is, Wrangler has the tools to make it happen. For instance, Rubicon’s Tru-Lok® front and rear locking differentials feature electronic solenoids mounted in the axles to help keep them safe from damage on the trail. The Dana 44 solid rear axle is durable, thanks to a large pinion and unitized wheel bearings. Command-Trac® part-time 4WD system features a 2-speed transfer case with shift-on-the-fly capability. A four-wheel disc antilock brake system (ABS) with a Jeep 4WD off-road calibration system provides sustained wheel lockup on plowable surfaces like mud, sand, and gravel. The Rock-Trac® transfer case boasts a 4:1 low-gear ratio that allows Wrangler Rubicon to crawl at a low speed for more sure-footed control. The 3.8L SMPI V6 engine may be quiet and light, but that doesn’t stop it from harnessing powerful 202 hp and 237 lb-ft of torque. Drivers seeking more control when tackling the great outdoors or changing highway lanes will appreciate the standard 6-speed manual transmission. Those who enjoy the freedom of hand-free shifting can opt for the convenience of a 4-speed automatic transmission.⁽¹⁾ (1)4-speed automatic transmission is standard on Wrangler Unlimited 2WD models, available on all other Wrangler and Wrangler Unlimited models.



FRONT SWAY BAR DISCONNECT SYSTEM

With the flip of a switch, the sway bar automatically disengages when driving under 18 mph in 4WD-low (4LO) mode. This allows the front wheels to drop and compress up to 22 percent further on Wrangler or 25 percent further on Wrangler Unlimited (standard on Rubicon, available on Unlimited X).

RUN SMOOTHLY ON THE EVEN ROAD Low spring rates help provide awesome articulation and a quality on- and off-road ride.

TRU-LOK® LOCKING DIFFERENTIALS Front and rear electronic-locking differentials balance speed between left and right wheels, maintaining forward momentum for the ultimate in Wrangler traction. The instrument panel-mounted rocker switch can lock either the rear or both axles (standard on Rubicon, rear locking differential only available on Unlimited X).

DRIVESHAFTS Shafts are harmonically quiet thanks to bending stiffness and precise balancing.

COMMAND-TRAC® TRANSFER CASE

A NV241 G11 transfer case is smooth, quiet, and tough. Ribs and a stiff outer case also reduce the potential for leakage (standard on Sahara and X 4WD models).

ROCK-TRAC® TRANSFER CASE A 4:1 low-gear ratio allows Wrangler Rubicon to crawl at a low speed for greater control and increases the amount of torque available at the wheels (standard on Rubicon).

TWO-PIECE STRUCTURAL OIL PAN


A two-piece oil pan provides a steel lower portion for impact resistance with an upper aluminum section for improved noise reduction and weight savings.

BEST-IN-CLASS GROUND CLEARANCE⁽¹⁾

Rubicon's standard 32-inch BF Goodrich® off-road tires have a custom tread pattern that is exclusive to the Jeep® brand.

NEXT GENERATION DANA 44 HEAVY-DUTY SOLID AXLES Durability and articulation come from heavy shafts, stiff housings, large pinion bearings, and above-center pinion mountings. The above-center mounting helps reduce driveshaft joint angles for smoother, quieter operation, and also adds ground clearance (Rear Dana 44 standard on all. Front Dana 44 standard on Rubicon).

BODY-ON-FRAME DESIGN Fully boxed for strength, stiffness, and durability.



TORQUE TO TOW Unlimited can confidently tow up to 3,500 lb when properly equipped with the factory-installed Trailer Tow Package.

TUNABLE MONOTUBE SHOCK ABSORBERS A proprietary Low-Speed Tunable (LST) valve technology is firm at low speeds for improved feel on rocks and offers a more relaxed feel at higher speeds for optimum highway driving (standard on Sahara and Rubicon).

OFF- AND ON-ROAD BRAKE SYSTEMS

A four-wheel disc antilock brake system (ABS) with a Jeep 4WD off-road calibration system provides more sustained wheel lockup on plowable surfaces — like mud, sand, and gravel — than normal ABS for improved stopping performance (standard on all Wrangler 4WD models).

ROCK RAILS Extra-tough body-mounted rails provide additional protection (standard on Rubicon).

DRIVE BY WIRE The Electronic Throttle Control (ETC) system helps prevent the “pedal bobble” that often occurs when in 4WD-low (4LO) mode (when equipped). ETC’s special off-road calibrations help the driver to “feather in” the throttle over uneven terrain, logs, and rocks. The difference is night and day and is akin to walking versus bouncing along tough off-road events.

SKID PLATES Stamped steel skid plates for fuel tank, transfer case, and automatic transmission oil pan help protect Wrangler’s guts when battling boulders and jagged rocks (standard on 4WD models).

KEEP STEERING ON COURSE Wrangler features a steering linkage and a recirculating-ball steering gear. Its robust, cross-link geometry offers the stiffest possible linkage system in a

solid-axle platform for steering precision and BEST-IN-CLASS turning diameter⁽¹⁾

HEAVY-DUTY SUSPENSION Solid axles with locating arms, coil springs, track/stabilizer bars, front steering damper, and high-pressure gas-charged monotube shock absorbers are comfortably capable (standard on Sahara).

⁽¹⁾Based on 2008 *Automotive News* Entry-Level Sport-Utility segment.

Equally impressive views.



EXTREME OPEN-AIR DRIVING

Wrangler and Wrangler Unlimited take open-air driving to the extreme with standard removable full-framed doors and fold-down⁽¹⁾ windshields that are curved for optimum aerodynamics and reduced wind noise.

SOUND BAR WITH INTEGRATED SPEAKERS

Turn it up and rock out with a pair of 6.5-inch overhead speakers that are, of course, fully weather-resistant.

POWER CONVENIENCE GROUP

Power windows, power door locks, remote keyless entry, and a security alarm are available with the removable full-framed doors in the Power Convenience Group.

SOFT TOP, HARDTOP, OR DUAL TOP

The unique, open-air design intensifies the off-road, outdoor experience. No other 4x4 comes close to offering as many configurations as Wrangler provides standard.

TAKE MORE GEAR

Behind the rear seats you'll find plenty of cargo room for adventure gear. There's 17.2 cu ft on two-door models and 46.4 cu ft on four-door models.

⁽¹⁾Be sure to follow all instructions in Owner's Manual for removal of top, doors and lowering of windshield. Driving with doors off and windshield down is for off-road use only. Properly secure all cargo.

Feel the wind...everywhere.



Melt away stress with the swirl of fresh air. Choose any Jeep® Wrangler, crank up the stereo, pop the top, step on the pedal and experience wind-at-your-back freedom. Full-framed and available half-framed removable doors offer even more open-air freedom. Sometimes you don't need to go too far to leave it all behind.

SUNSATIONAL SOFT TOPS. The standard Sunrider® Soft Top lets you quickly get cover or let the sun shine in without having to fold back the entire top. The opening is huge: 55x30 inches in Wrangler and a massive 55x60 inches in Wrangler Unlimited (where it extends all the way over the rear occupants). The soft top uses a unique three-ply sailcloth fabric that helps to reflect road sounds, absorb wind noise, prevent buffeting, and enhance overall insulation. The soft tops are also easy to fold and tuck away.



HEAVENLY HARDTOP. The available Freedom Top® three-piece modular hardtop allows for easier handling and storage by separating into three manageable pieces. Without the two front panels, the back of the hardtop becomes much easier for two adults to remove. The available Authentic Jeep® Accessories by Mopar Freedom Top Carrier allows the panels to be conveniently carried on the spare tire.



Play it safe out there.

Jeep® Wrangler's safety and security features are far-reaching.

★★★★★
FIVE-STAR

HIGHEST GOVERNMENT
FRONT CRASH TEST RATING

FIVE-STAR⁽¹⁾ FRONTAL CRASH TEST RATING Jeep Wrangler and Wrangler Unlimited received the highest marks — five stars — during driver and front-passenger crash tests held by the U.S. Department of Transportation's SaferCar.gov program.

1. **ADVANCED MULTISTAGE FRONT AIR BAGS⁽²⁾** These air bags provide nearly instantaneous occupant protection by matching air bag output to crash severity.

2. **AVAILABLE SEAT-MOUNTED SUPPLEMENTAL SIDE AIR BAGS⁽²⁾** These deploy from the outboard side of each front cloth seat (not available on vinyl seats) to enhance protection of the driver and front passenger in certain impacts. Each side air bag has its own impact sensor in order to autonomously trigger the air bag on the side where the impact occurs.

3. **ELECTRONIC STABILITY PROGRAM (ESP)⁽³⁾** Designed to assist drivers in maintaining control of their vehicle at all times, especially on low-friction surfaces, including wet, snowy, icy, sandy, or gravel roads. ESP uses the collective technologies of Hydraulic Brake Assist, traction control, Electronic Roll Mitigation (ERM), and Trailer Sway Control (TSC)⁽⁴⁾ to constantly monitor the driver's input against the vehicle's actual course. If needed, ESP will attempt to correct the vehicle's course by automatically applying the brake and/or reducing engine torque. Meanwhile, the ERM system estimates the potential for wheel lift. If necessary, engine power is reduced and appropriate braking is applied to help stabilize the vehicle. The TSC system detects "sway" unique to trailering and engages the brakes to slow the vehicle and then increases the brake force to only one side of the vehicle to help counteract the sway from the trailer. Wrangler's ESP features three modes: Full-on is the default mode, partial-on mode shuts off traction control, and full-off mode is ideal for negotiating off-road events.

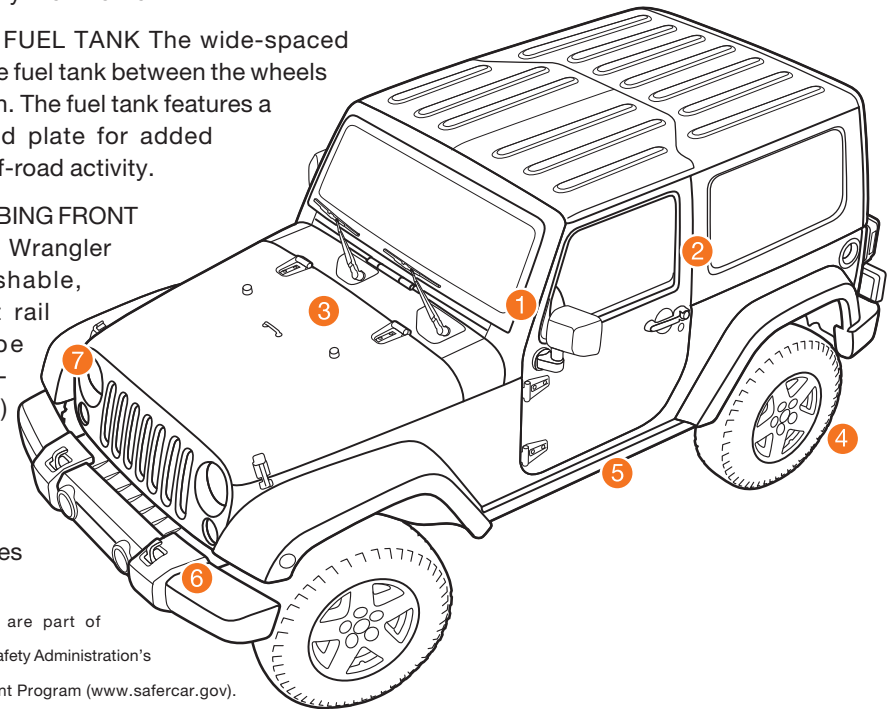
4. **HILL START ASSIST (HSA)** This clever system prevents Wrangler from an unintended rolling away when trying to pull away on an up or down gradient. The system engages automatically when a

gradient of 3 percent or more is detected; it then acts to hold the vehicle stationary for two seconds after the brake is released, allowing time to apply the throttle.

5. **MID-MOUNTED FUEL TANK** The wide-spaced frame rails cradle the fuel tank between the wheels for added protection. The fuel tank features a robust 2.5-mm skid plate for added protection during off-road activity.

6. **ENERGY-ABSORBING FRONT RAIL EXTENSIONS** Wrangler features crushable, hydroformed front rail tips that can be serviced after low-speed (up to 8 mph) impact events.

7. **HALOGEN HEADLAMPS** High-tech lighting improves down-road visibility.



⁽¹⁾Government star ratings are part of the National Highway Traffic Safety Administration's (NHTSA) New Car Assessment Program (www.safercar.gov).

Five stars is the highest rating possible. ⁽²⁾Always sit properly in the seat

with the seat belt fastened. Children 12 and under should always be in a backseat correctly using an infant or child restraint system or the seat belt positioned correctly for the child's age and size. ⁽³⁾No system, no matter how sophisticated, can repeal the laws of physics or overcome careless driving actions. Performance is limited by available traction, which snow, ice and other conditions can affect. When the ESP warning lamp in the speedometer flashes, the driver needs to use less throttle and adapt speed and driving behavior to prevailing road conditions. Always drive carefully, consistent with conditions. Always wear your seat belt. ⁽⁴⁾Trailer Sway Control is only available with the Trailer Tow Group.





AUTHENTIC JEEP. ACCESSORIES



Jeep Wrangler Rubicon shown in Flame Red with Authentic Jeep Accessories by Mopar, including 17x8.5-Inch Beadlock Rock Monster Wheels, Warn® Winch, Windshield-Mounted Off-Road Lights, Skid Plate, Rock Rails and Off-Road Bumper.



Hard to the core.

Rubicon. When it comes to massive capability, Rubicon and Unlimited Rubicon have the brawn. Jeep® Wrangler Rubicon and Unlimited Rubicon boast BEST-IN-CLASS⁽¹⁾ approach and departure angles, BEST-IN-CLASS⁽¹⁾ ground clearance, solid front and rear axles, locking differentials, huge tires, steel plate underbody armor, and a 4:1 low range for great off-road capability. The heavy-duty rock rails aren't "solely for the appearance of the vehicle." They're bolted directly to the frame for added strength and durability when sliding over rocks and boulders. When it's best to go wisely and slowly, Rubicon has an incredible 73.1:1 crawl ratio — allowing for a controlled 0.5 mph cruise up the rocks. Flip a switch and Rubicon disengages its standard front sway bar when driving under 18 mph in 4WD-low (4LO) mode. Because everyone deserves a Jeep mountaintop experience, Rubicon seats four passengers and Unlimited Rubicon offers five-passenger seating. When control is everything, choose Rubicon or Unlimited Rubicon. STANDARD: 3.8L SMPI V6 Engine, Rock-Trac® 4WD, Tru-Lok® Front/Rear Electronic Locking Differentials, Next Generation Dana 44 Heavy-Duty Solid Front/Rear Axles, Sway Bar Disconnect System, High-Pressure Monotube Shocks with Low-Speed Tunable Valve Technology, Sunrider® Soft Top, Air Conditioning, Removable Full-Framed Doors, Heavy-Duty Rock Rails, 32-Inch-Tall BF Goodrich® Mud Terrain Tires, 17-Inch Cast-Aluminum Wheels, AM/FM Stereo Radio with CD Player and Auxiliary Input Jack, Seven ∞Infinity® Speakers, including Subwoofer and 368-Watt High-Power Amplifier, uconnect studios including SIRIUS® Satellite Radio.⁽²⁾ AVAILABLE: Dual-Top, Freedom Top® Hardtop, Power Convenience Group, Trailer Tow Group, Half-Framed Doors, Remote Start System, Front-Seat-Mounted Side Air Bags,⁽³⁾ uconnect gps, and a full line of Authentic Jeep Accessories by Mopar. Check out the selection at mopar.com ⁽¹⁾Based on 2008



Automotive News Entry-Level Sport-Utility segment. ⁽²⁾"SIRIUS," the SIRIUS dog logo, "SIRIUS Backseat TV" and related marks are trademarks of SIRIUS Satellite Radio Inc. All other trademarks, service marks and logos are the property of their respective owners. All rights reserved. Subscription required.

Pricing and programming content are subject to change. Not available in Alaska and Hawaii. For full Terms & Conditions, visit SIRIUS.com. ⁽³⁾Always use seat belts. Children 12 and under should always be in a backseat correctly using an infant or child restraint system, or the seat belt positioned correctly for the child's age and size.





Jeep® Wrangler Unlimited Sahara shown in Jeep Green Metallic.

Creatures need comfort too.

Sahara. Jeep® Wrangler Sahara and Unlimited Sahara are the ideal blend of capability and comfort for those who demand a complete open-air 4x4 experience yet still want to be spoiled on the daily commute. The exterior sports body-color fender flares and black front and rear fascias with Silver accents. Sahara's diamond plate texture side steps help divert air for improved aerodynamics while adding style and convenience. Inside there are cloth seats with Stain Repel (the stain-resistant, odor-resistant antistatic seat fabric)⁽¹⁾, unique Silver accents, air conditioning, ∞Infinity® seven-speaker sound system, and uconnect studios including SIRIUS Satellite Radio. The premium instrument cluster includes compass, temperature, and a trip display that shows important vehicle stats. Cloth front seats include a pump handle with a retracting mechanism that can raise the seat up nearly two inches. A four-way position adjuster is standard on the driver's seat. The Power Convenience Group with power locks, one-touch down power front windows, remote keyless entry system, and security alarm is also included. A large locking console and secure rear underfloor storage bin are just a few places to stash your stuff. STANDARD: 3.8L SMPI V6 Engine, Command-Trac® 4WD,⁽²⁾ Front/Rear Electronic Locking Differentials, Next Generation Dana 44 Heavy-Duty Solid Rear Axle, High-Pressure Monotube Shocks with Low-Speed Tunable Valve Technology, Sunrider® Soft Top, One-Touch Down Power Windows, Power Convenience Group, Air Conditioning, Removable Full-Framed Doors, Tubular Side Steps, 18-Inch Cast-Aluminum Wheels, AM/FM Stereo Radio with CD Player and Auxiliary Input Jack, uconnect studios including SIRIUS Satellite Radio. AVAILABLE: Dual-Top, Freedom Top® Hardtop, Trailer Tow Group, Remote Start System, Front-Seat-Mounted Side Air Bags,⁽³⁾



uconnect gps. ⁽¹⁾Not compatible with aftermarket fabric-protecting coatings. ⁽²⁾4WD models.

⁽³⁾Always use seat belts. Children 12 and under should always be in a backseat correctly using an infant or child restraint system, or the seat belt positioned correctly for the child's age and size.





Jeep® Wrangler X shown in Detonator Yellow.



Adventurous nature.

X. Jeep® Wrangler X and Unlimited X are the trailhead of the Jeep experience — the 4WD starting point for fun, adventure, and the Jeep family. Drive Wrangler X and you become part of a Jeep 4x4 community that lives to find a new kind of freedom anywhere, anytime. Like the freedom to explore our country's backroads, trails, and hideaways. You have the option to leave the standard Sunrider® Soft Top down in a light rainstorm (also works with the available Freedom Top® three-piece modular hardtop). Or the power to pass on the freeway with a powerful 3.8L V6 engine. Or the confidence to know Wrangler X's standard Command-Trac® 4WD⁽¹⁾ will go virtually anywhere you direct it. Unlimited X's five-link coil suspension helps ensure a comfortable ride for everyone, especially rear passengers. Plus, the interior is completely accommodating with the flexibility to plug and play your own MP3 tunes on the standard AM/FM stereo radio/CD player with auxiliary input jack. And whether you choose two doors or four doors, you have the option of driving with the doors off and the windshield down when off-roading. Standard Fold and Tumble rear bench seats are found on all Wrangler two-door models. Wrangler four-door models come standard with a split-folding rear seat. Choose X to set yourself free in a way that only a Jeep vehicle could. **STANDARD:** 3.8L SMPI V6 Engine, Command-Trac® 4WD⁽¹⁾, Next Generation Dana 44 Heavy-Duty Solid Rear Axle, Sunrider® Soft Top, Removable Full-Framed Doors, 16-Inch Steel Wheels, AM/FM Stereo Radio with CD Player and Auxiliary Input Jack. **AVAILABLE:** Tru-Lok® Rear Electronic Locking Differential/Sway Bar Disconnect System, Front-Seat-Mounted Side Air Bags,⁽²⁾ Freedom Top® Hardtop, Seven ∞Infinity®



Speakers, including Subwoofer and 368-Watt High-Power Amplifier, Air Conditioning, Power Convenience Group, Half-Framed Doors, 17-Inch Aluminum Wheels, uconnect studios including SIRIUS Satellite Radio. ⁽¹⁾4WD models. ⁽²⁾Always use seat belts. Children 12 and under should always be in a backseat correctly using an infant or child restraint system, or the seat belt positioned correctly for the child's age and size.








Above: Jeep Wrangler Sahara cloth interior shown in Medium Khaki. Below, left to right: Lockable storage bin beneath Wrangler's rear floor. Properly secure all cargo. The floor console includes cup holders, a locking storage bin, new drop-in bin, and armrest. Wash-out interior with drain plugs is standard on all Wrangler models. An exclusive overhead sound bar features two 6.5-inch mid-range speakers for the ultimate in highway or off-road driving sound.



Leader of the heard.



Jeep® Wrangler owners expect extreme capability — entertainment technology included. That's why Wrangler has an available touch screen  **uconnect® gps**. This tech-savvy system includes a 30GB hard drive that allows you to store photos, playlists, maps, and points of interest, as well as rip, stash, organize, and shuffle up to 4,200 digital music files from CDs, integrated USB 2.0 port, or exterior input jack. The system also combines full mapping, turn-by-turn navigation with real-time traffic updates using SIRIUS Satellite Radio. You can also listen to CDs, AM/FM stations, watch DVDs,⁽¹⁾ or use the handy “bread crumb” navigation feature on your next off-road experience. This feature also has the ability to program geographic locations by latitude and longitude, as well as to select and store geographical points in the NAV computer. Gain access to over 130 channels, including 100% commercial-free music, sports, news, talk, entertainment, traffic, and weather with  **uconnect® studios** featuring SIRIUS Satellite Radio. It comes bundled with uconnect gps or can be added as a stand-alone feature. And you can even turn your vehicle into a WiFi Hotspot with  **uconnect web®** available as an Authentic Jeep Accessory. Every Wrangler has smart speaker designs, mountings, and speaker positions for optimum frequency response and accurate sound reproduction. New Technology Generation 4 (NTG4) radios with MPS and MP3 audio input jacks and six-speaker audio system are standard. There are two strategically placed .75-inch weather-resistant tombstone tweeters and four 6.5-inch speakers (two in the front instrument panel and two in the overhead sound bar). The two tombstone tweeters are mounted to the outboard ends of the instrument panel for ideal directional sound. The enclosures for the instrument panel-mounted speakers help provide a full, rich sound. Available on all models is a premium sound system that includes six ∞Infinity® speakers and 8-inch subwoofer with a 368-watt high-power amplifier. The eight-channel subwoofer provides discrete power and crystal clear sound. Wrangler also has a capable and accommodating interior. The best way to keep your essential travel gear at hand is to secure it in the bin beneath Wrangler's rear floor. The clever storage bin is only accessible when the lockable rear swing-gate is opened. Be sure to properly secure all cargo. When there's more gear than guests, fold down the rear seats for extra cargo capacity. You'll reveal 56.5 cu ft on two-door models and 82.0 cu ft on four-door Wranglers. All models feature removable Dune 10-oz carpet with sound-absorbing backings for additional noise insulation. The six-piece Dark Slate Gray floor carpets are easily removed and feature floor mat retention hooks on both front carpets. Front floor mats are available on Wrangler. Front and rear mats are available on Wrangler Unlimited. Off-roading with open-air freedom can leave Wrangler looking like it soaked in a mud bath. No worries: Cleaning up after your latest adventure is a breeze, thanks to a wash-out interior with drain plugs and removable carpet. ⁽¹⁾uconnect in-dash DVD capability is not available in all states. See your dealer for details. ⁽²⁾Subscription required, sold separately.

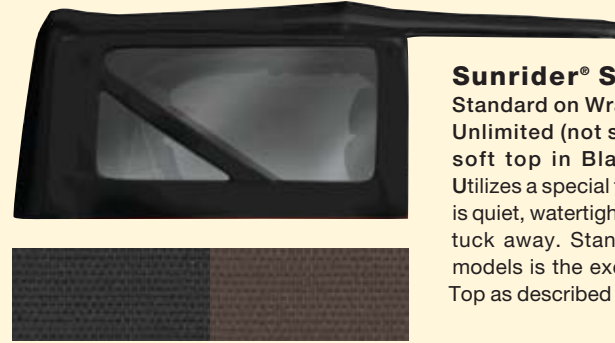






Freedom Top® Hardtop

Available on Wrangler and Wrangler Unlimited (not shown) in Black or Dark Khaki⁽¹⁾. Strong and secure hardtop offers solid protection from the elements and helps quiet your ride. Enjoy the best of both hardtop and soft top worlds when you choose the Dual-Top Group.



Sunrider® Soft Top

Standard on Wrangler and Wrangler Unlimited (not shown) is a sailcloth soft top in Black or Dark Khaki⁽¹⁾. Utilizes a special three-ply material that is quiet, watertight, and easy to fold and tuck away. Standard on all Wrangler models is the exclusive Sunrider® Soft Top as described on page 12.

Wrangler Customizer



Full-Framed Doors

Full-framed doors are removable and have roll-up windows with available power windows and door locks. Map pockets with open slots along the lower edges ensure wash-out capability. Aluminum-forged hinges are used on both Wrangler and Wrangler Unlimited. Standard on all models.



Half-Framed Doors

Half-framed doors are removable and feature manual locks. You can remove the doors completely for the ultimate in open-air freedom. Available on X and Rubicon models.

⁽¹⁾Dark Khaki top color is only available on Sahara models.




SAHARA/RUBICON



Canyons/Racine Cloth with Stain Repel™ seat fabric inserts, two-tone seat shown in Medium Khaki, also available in Medium Slate Gray

Standard on Unlimited Sahara, Sahara, Unlimited Rubicon and Rubicon



Canyons/Racine Cloth with Stain Repel™ seat fabric inserts, two-tone seat Medium Slate Gray

Standard on Unlimited Sahara, Sahara, Unlimited Rubicon and Rubicon

X



Teton/Caprice Vinyl, two-tone seat shown in Medium Khaki, also available in Medium Slate Gray

Standard on Wrangler X



Teton/Caprice Vinyl, two-tone seat Medium Slate Gray

Standard on Wrangler X



Everest/Wallace II Cloth, two-tone seat shown in Medium Slate Gray

Standard on Wrangler Unlimited X, Available on Wrangler X



Everest/Wallace II Cloth, two-tone seat Medium Khaki

Standard on Wrangler Unlimited X, Available on Wrangler X



16-inch Slot Spoke Styled Steel painted Argent

Standard on X, Unlimited X and Unlimited Right-Hand-Drive



17-inch Moab Cast Aluminum with Machined-Face

Standard on Rubicon and Unlimited Rubicon



18-inch Gladiator Cast Aluminum with Machined-Face

Standard on Sahara and Unlimited Sahara



17-inch Moab Cast Aluminum painted Sparkle Silver

Available on X and Unlimited X



16-inch Black and Silver Aluminum

Authentic Jeep, Accessory



17-inch Machined-Face, Black Pocket Aluminum Hulk

Authentic Jeep Accessory



17-inch Beadlock Rock Monster

Authentic Jeep Accessory



18-inch 7-Spoke Chrome-Plated Cast Aluminum

Authentic Jeep Accessory



17-inch Machined Face, Black Pocket Cast Aluminum

Authentic Jeep Accessory



17-inch Black Painted Cast Aluminum

Authentic Jeep Accessory

¹Not compatible with aftermarket fabric-protecting coatings



Black



Bright Silver Metallic



Red Rock Crystal Pearl



Jeep Green Metallic



Stone White⁽¹⁾



Sunburst Orange Pearl



Deep Water Blue Pearl



Detonator Yellow⁽¹⁾




Flame Red⁽¹⁾




1984 CJ-7



2-door: 73.7"
4-door: 73.9"



163.8"



184.4"



2-door: 72.3"
4-door: 72.3"

Note: Wrangler Rubicon specifications shown.

POWERTRAIN

Engine	3.8L SMPI V6
Displacement (cu in)	230.5
Horsepower (lb-ft @ rpm)	202 @ 5,000
Torque (SAE net @ rpm)	237 @ 4,000
Axle Ratio (:1)	
6-speed manual	3.21 Std., 3.73 Opt., 4.10 Std. — Rubicon
4-speed automatic	3.73 Std., 4.10 Std. — Rubicon
Fuel System	Sequential multipoint, electronic fuel injection
Fuel Recommendation	Unleaded regular, 87 octane (R+M)/2
Transmission	
6-speed manual with overdrive, synchronized in all gears, multirail shift system with top-mounted shift lever	Std.
4-speed automatic with overdrive clutch hydraulic actuation, dual-mass flywheel system, electronically controlled converter clutch	Opt. (Std. on 2WD Unlimited models)
Overall Top Gear (:1)	2.69 Std., 3.44 Std. — Rubicon
Engine Construction	Cast-iron block, aluminum alloy heads
Electronic Throttle Control	Std.
Valve System	OHV, 12 valves, roller camshaft followers, hydraulic lifters
Mounts	Cast-iron mounting brackets with tuned 3-point dual preloaded elastomeric bushings
Exhaust System	Long-life, stainless steel

ELECTRICAL SYSTEM

Battery	600 CCA, maintenance-free
Fan	On-demand, 2-speed electric with thermally activated circuit breaker

FOUR-WHEEL-DRIVE SYSTEM (transfer case)

NV241 GII Command-Trac ® (includes off-road skid plate), part-time, 2-speed, with shift-on-the-fly, 2.72:1 low-gear ratio	Std. — All 4x4 models, except Rubicon
NV241 OR Rock-Trac ® (includes off-road skid plate), part-time, 2-speed, with shift-on-the-fly, 4.0:1 low-gear ratio	Std. — Rubicon

GEAR RATIO/CRAWL RATIO (manual transmission, standard axle ratio)

Model	First Gear Ratio	Transfer Case (4LO)	Axle Ratio	Crawl Ratio
Rubicon	4.46	4.00	4.10	73.1
Unlimited Rubicon	4.46	4.00	4.10	73.1
Sahara	4.46	2.72	3.21	38.9
Unlimited Sahara	4.46	2.72	3.21	38.9
X	4.46	2.72	3.21	38.9
Unlimited X	4.46	2.72	3.21	38.9

CAPACITIES/WEIGHTS/TOWING (4WD)⁽¹⁾ (pounds unless otherwise specified)

Mid-Mounted Fuel Tank (includes off-road skid plate) (gal) 2-door/4-door	18.6/22.5
Base Curb Weight 2-door	3,849
2WD/4WD 4-door	4,032/4,231
Payload Capacity (includes occupants and cargo)	1,000
Maximum Gross Combined Weight Rating (when properly equipped) 2-door/4-door, Class II towing ⁽²⁾	7,500/9,200
Maximum Loaded Trailer Weight (when properly equipped) 2-door/4-door	Std. — 1,000
2-door with Trailer Tow Group/4-door with Trailer Tow Group	Opt. — 2,000/3,500
Tongue Load Limit	350

⁽¹⁾ Be sure to follow all instructions in Owner's Manual for trailer towing. For specific details, discuss your plans with your Jeep® dealer, who will help you select the right equipment to meet your specifications.

⁽²⁾ Factory-installed Class II trailer hitch bolts directly to the frame's rear crossmember.

All product illustrations and specifications are based upon current information at the time of publication approval. Although descriptions are believed correct, accuracy cannot be guaranteed. Chrysler LLC reserves the right to make changes at any time without notice or obligation in prices, specifications, colors and materials, and to change or discontinue models. Some of the equipment shown or described throughout this catalog is available at extra cost. Available in U.S. markets only. See your dealer for the latest information.

RAMP TRAVEL INDEX (RTI) (20-degree ramp)

Rubicon (sway bar connected/disconnected)	638/822
Unlimited Rubicon (sway bar connected/disconnected)	484/644

BODY/SUSPENSION/CHASSIS

Body Design	Boxed steel frame with crushable, hydroformed front rail tips
Suspension	Live solid axles, 5-link front/rear, coil springs, leading arms, track/stabilizer bars and front steering damper
Shock Absorbers (gas-charged) High-pressure monotube with Low-Speed Tunable valve technology	Std. — Rubicon/Sahara
Front Sway Bar Disconnect System	Opt. — X, Std. — Rubicon
Steering Type	Power, recirculating ball with damper
Overall Ratio 2-door/4-door	16.7:1/ 14.7:1
Turning Diameter (curb-to-curb, with P225/75R16 tires) (ft) 2-door/4-door	34.9/ 41.2
Steering Turns (lock-to-lock) 2-door/4-door	3.5/3.1

BRAKE SYSTEM

Four-Wheel Disc	Hydraulic, power-assisted, 11.9" vented front/12.4" solid rear
Electronic Stability Program	Four-wheel disc antilock, with on- and off-road calibrations, 4-channel, active wheel-speed, vehicle-speed, steering-wheel-angle, yaw-rate and lateral-acceleration sensors, vehicle stability management with 3-stage activation switch, all-speed traction control, Brake Assist, Electronic Roll Mitigation and Electronic Brake Distribution
Parking Brake Type	Drum-in-hat, off-road rated

INTERIOR DIMENSIONS (inches unless otherwise specified)

Seating Capacity 2-door front/rear, 4-door front/rear	2/2, 2/3
Head Room front	41.3
rear	40.3
Leg Room front	41.0
rear, 2-door/4-door	35.6/37.2
Shoulder Room front	55.8
rear, 2-door/4-door	61.6/56.8
Hip Room front	55.6
rear, 2-door/4-door	44.7/56.7
Front-Seat Travel	9.4
Front-Seat Volume Index (cubic feet)	54.8
Rear-Seat Volume Index (cubic feet), 2-door/4-door	48.3/48.4
Cargo Volume (cubic feet) rear seat folded and tumbled, 2-door	61.2
rear seat folded, 2-door/4-door	56.5/82.0
behind rear seat 2-door/4-door	17.2/46.4
Cargo Liftover Height 2-door/4-door	27.8/31.4

EXTERIOR DIMENSIONS (inches unless otherwise specified)

Wheelbase 2-door/4-door	95.4/116.0
Overall Length 2-door/4-door	163.8/184.4
Overall Width 2-door/4-door	73.7/73.9
Track front/rear	61.9/61.9
Height 2-door/4-door	72.3/72.3
Ground Clearance (at curb weight) (Rubicon)	10.5
Approach Angle 2-door/4-door	44.3°/44.4°
Departure Angle 2-door/4-door	40.4°/40.5°
Breakover Angle 2-door/4-door	25.3°/20.8°

Jeep, Commander, Compass, Grand Cherokee, Liberty, Patriot, Wrangler, Camp Jeep, Chrysler Financial, Command-Trac, Freedom Top, Mopar, Navus, Trail Rated, Sentry Key, Rock-Trac, Rubicon, Sahara, Trac-Lok, Tru-Lok, uconnect, VES, and the Jeep grille are registered trademarks of Chrysler LLC. Boston Acoustics is a registered trademark of Boston Acoustics, Inc. Gracenote is a registered trademark of Gracenote, Inc. HomeLink is a registered trademark owned by Johnson Controls, Inc. ∞Infinity is a registered trademark of Harman International Industries, Inc. iPod® and iPod design are registered trademarks of Apple Inc. Warn is a registered trademark of Warn Industries Inc. "SIRIUS," the SIRIUS dog logo, "SIRIUS Backseat TV" and related marks are trademarks of SIRIUS Satellite Radio Inc. All other trademarks, service marks and logos are the property of their respective owners. All rights reserved. Subscription required. Pricing and programming content are subject to change. Not available in Alaska and Hawaii. For full Terms & Conditions, visit SIRIUS.com. Sunrider is a registered trademark of Bestop, Inc.

4WD			2WD OR 4WD			4WD		
WRANGLER			WRANGLER UNLIMITED					
X	SAHARA	RUBICON	X	SAHARA	RHD	RUBICON		
							B	S

CAPABILITY

Axle — Next Generation Dana 44 heavy-duty solid rear	•	•	•	•	•	•	•	•	•
— Next Generation Dana 30 solid front (4WD models)	•	•	•		•	•	•	•	
— Next Generation Dana 44 heavy-duty solid front				•					•
Axle Ratio — 3.21:1 (requires manual transmission) (3.73:1 axle ratio standard on 2WD models)	•	•	•		•	•	•		
— 3.73:1 (included with Trailer Tow Group or 4-speed automatic transmission)	O/P	O/P	O/P		O/P	O/P	O/P	•	
— 4.10:1				•					•
Differentials — Trac-Lok® limited-slip rear (requires Dana 44 heavy-duty rear axle)		O	O		O	O	O		
— Tru-Lok® front and rear, electronic remote locking					•				•
— Tru-Lok rear, electronic remote locking (requires 3.73:1 axle ratio, Dana 44 heavy-duty rear axle and front Sway Bar Disconnect)						O		O	
Four-Wheel-Drive System (4WD models) — Command-Trac® NV241 GI, manual, part-time, shift-on-the-fly transfer case	•	•	•		•	•	•	•	
— Rock-Trac® NV241 OR, manual, part-time, shift-on-the-fly transfer case				•					•
Powertrain — 3.8L V6 SMPI engine with 6-speed manual transmission (excludes 2WD models)	•	•	•	•	•	•	•	•	•
— 3.8L V6 SMPI engine with 4-speed automatic transmission (standard on 2WD models)	O	O	O	O	O	O	O	•	O
Rock Rails — Black, painted steel, heavy-duty, protective, body-mounted				•					•
Skid Plates — Protective; fuel tank (2.5-mm), transfer case (3.5-mm) (if equipped), 4-speed automatic transmission (4-mm) (if equipped)	•	•	•	•	•	•	•	•	•
Sway Bar Disconnect — Electronically controlled, front (4WD models) (requires Tru-Lok rear differential)				•		O		O	•
Tow Hooks — Two front, one rear (requires fog lamps)	•	•	•		•	•	•	•	
Trailer Tow Group — Includes Class II receiver hitch, seven-to-four-pin adapter, Trailer Sway Control, and 3.73:1 axle ratio. Additional Jeep Towing Accessories may be required		O	O	O	O	O	O	O	O

4WD			2WD OR 4WD			4WD		
WRANGLER			WRANGLER UNLIMITED					
X	SAHARA	RUBICON	X	SAHARA	RHD	RUBICON		
							B	S

EXTERIOR

Air Dam — Removable, front	•	•	•	•	•	•	•	•	•
Doors — Removable, half-framed metal with plastic windows (requires soft top)		O		O	O	O			O
— Removable, full-framed metal with actuating glass windows	•	•	•	•	•	•	•	•	•
Fender Flares — Black, molded-in-color	•	•		•	•	•		•	•
— Body-color, molded-in-color			•				•		
Glass — Deep-tinted sunscreen rear and quarter		O	•	O		•	•		•
Grille — Body-color, painted, stone- and dent-resistant	•	•	•	•	•	•	•	•	•
Lighting — Halogen headlamps, impact-resistant	•	•	•	•	•	•	•	•	•
— Two halogen fog lamps, located in front bumper (requires tow hooks)		•	•	•		•	•		•
Steps — Tubular side steps, diamond plate surface pattern		O	•			O	•		
Tires — P225/75R16 Goodyear Wrangler ST, BSW on-/off-road	•				•			•	
— P255/75R17 Goodyear Wrangler SR-A, OWL, on-/off-road (requires 17-inch wheels)		•				•			
— P255/70R18 Bridgestone Dueler A/T, OWL, on-/off-road			•				•		
— LT255/75R17 BF Goodrich® Mud Terrain, BSW, off-road				•					•
Tops — Sunrider® easy-folding soft-top with sunroof feature	•	•	•	•	•	•	•		•
— Freedom Top™ three-piece modular hardtop with rear wiper/washer, rear defroster, full-framed doors and deep-tinted glass	O	O	O	O	O	O	O	•	O
— Dual-Top Group, includes Freedom Top hardtop and Sunrider Soft Top		O	O	O		O	O		O
INTERIOR									
Air Conditioning ¹⁾ — Manual temperature controls	O	•	•	•	•	•	•	•	•
Console — Mini floor with front and rear cup holders and cubby bin	•								
— Full-floor with front and rear cup holders, locking storage with drop-in bin and armrest (included with automatic transmission)	P	•	•	•	•	•	•	•	•
Floor Mats — Front, carpeted		•	•	•					
— Front and rear, carpeted					O	•	•	•	•

	4WD			2WD OR 4WD			4WD									
	WRANGLER			WRANGLER UNLIMITED												
	X	SAHARA	RUBICON	X	SAHARA	RHD	RUBICON	B	S	G	R	C	S	G	U	R
INTERIOR (continued)																
Gauges — Compass, temperature and mini-trip display (includes average fuel economy, distance to empty or elapsed time)		•	•	•	•	•	•	•	•							•
Lighting — Dome, sound-bar mounted with on/off switch and directional lighting	•	•	•	•	•	•	•	•	•							
— Rear cargo with on/off switch					•	•	•	•	•							
Remote Start System — Integrated key fob controls (requires Power Convenience Group and automatic transmission)			O	O				O							O	
Seating, Fabric — Vinyl, two-tone	•															
— Cloth, two-tone		•			•	•			•							
— Stain Repel premium seat fabric, two-tone			•	•				•							•	
Seats Front — 4-way manual, driver's seat height adjuster		•	•	•	•	•	•	•	•						•	
Rear — Fold and Tumble seatback, removable	•	•	•	•												
— Split-folding 60/40 with self-articulating outboard head restraints					•	•	•	•	•							
Steering Wheel — Leather-wrapped, includes speed control (Sahara models add bright steering wheel spokes)		•	•	•				•	•	•	•					
Wash-Out Interior — Removable front and rear carpet panels and drain plugs	•	•	•	•	•	•	•	•	•							
SAFETY AND SECURITY																
Air Bags [®] — Advanced multistage driver and front-passenger	•	•	•	•	•	•	•	•	•							
— Supplemental side front-seat-mounted		O	O	O				O	O						O	
Brakes — 4-wheel disc antilock with on-/off-road calibration	•	•	•	•	•	•	•	•	•							
Electronic Stability Program (ESP) [®] — Includes Brake Assist, all-speed traction control, Electronic Roll Mitigation and on-/off-road brake lock differentials	•	•	•	•	•	•	•	•	•							
Hill Start Assist (HSA)	•	•	•	•	•	•	•	•	•							
Sentry Key [®] — Antitheft engine immobilizer	•	•	•	•	•	•	•	•	•							
SOUND SYSTEMS AND ENTERTAINMENT																
Radio — AM/FM stereo with CD player and auxiliary input jack	•	•	•	•	•	•	•	•	•							
— AM/FM stereo with six-disc CD/DVD changer and MP3/WMA auxiliary input jack (requires ∞Infinity [®] speaker system)		O	O	O				O	O						O	

	4WD			2WD OR 4WD			4WD									
	WRANGLER			WRANGLER UNLIMITED												
	X	SAHARA	RUBICON	X	SAHARA	RHD	RUBICON	B	S	G	R	C	S	G	U	R
SOUND SYSTEMS AND ENTERTAINMENT (continued)																
— Six speakers	•	•			•	•			•	•				•		
— Seven ∞Infinity speakers including subwoofer and 368-watt high-power amplifier		O	•	•	O	O	•			•					•	
uconnect gps — Includes AM/FM stereo receiver, CD/DVD player, 30GB hard drive for MP3/WMA/JPEG storage, GPS navigation, voice memo, auxiliary input jack, USB port, 6.5-inch touch TFT screen (DVD viewing in Park), uconnect studios including SIRIUS Satellite Radio, Gracenote [®] digital music jukebox									O	O				O		O
uconnect studios — Includes SIRIUS Satellite Radio with one-year subscription		O	•	•				O	•					•		•
uconnect web — Make your vehicle a WiFi Hotspot. Subscription required, sold separately. (Authentic Jeep Accessory by Mopar)	O	O	O	O	O	O	O	O	O	O	O	O	O	O	O	O
PACKAGES																
Black Appearance Group — Includes black tubular side steps, black fuel filler door, and black taillamp guards	O	O						O	O							
Chrome Edition Group — Includes chrome tubular side steps, chrome exhaust tip, chrome fuel filler door and chrome taillamp guards	O	O						O	O	O						
Leather Group — Includes Katzkin deluxe leather-trimmed two-tone seat covers with map pockets and accent stitching, Satin Silver center console, center stack and glove box latch appliqué, passenger-assist grab handle, rear coat hook and bright "JEEP" door sill guards														O		
Premium Chrome Group — Includes chrome exterior mirror caps and chrome grille (requires Chrome Edition Group)														O		
Power Convenience Group — Power locks, power windows with front one-touch down operation, remote keyless entry system and security alarm (requires full-framed doors)		O	•	O				•	•	•	•					
Smoker's Group — Removable ashtray and lighter element	O	O	O	O	O	O	O	O	O	O	O	O	O	O	O	O

• = Included. P = Available within package noted. O = Optional.

⁽¹⁾ There are special cooling requirements for non-factory-installed air conditioning. Failure to follow these requirements may invalidate warranty.


⁽²⁾ Certified to the Federal Regulations that allow less forceful front air bags. Always use seat belts. Children 12 and under should always be in a backseat correctly using an infant or child restraint system, or with the seat belt positioned correctly for the child's age and weight.

⁽³⁾ No system, no matter how sophisticated, can repeal the laws of physics or overcome careless driving actions. Performance is limited by available traction, which snow, ice and other conditions can affect. When the ESP warning lamp in the speedometer flashes, the driver needs to use less throttle and adapt speed and driving behavior to prevailing road conditions. Always drive carefully, consistent with conditions. Always wear your seat belt.



It's a Jeep thing.

From the start, there was a bond. People started to wave at each other. Groups formed, networks were made, roads were traveled. In a nutshell, “living the Jeep® life” meant, and still means, something more than just owning a vehicle. It’s like joining an extended family. And in our modern age, technology affords us some incredible ways to communicate. Read: the Internet, the World Wide Web. That big *magical* place. It’s opened a gazillion doors into the lives of Jeep enthusiasts far and wide. People are sharing their enthusiasm for the brand in new, unique ways. Which leads us to ... The Experience. Next to jeep.com, the Jeep Experience site (jeep.com/experience) houses everything that relates to the Jeep brand — all wrapped up and organized for easy viewing. But one of the defining factors is that it also relies heavily on participation from people. A quick glance will show you friends, news, events, history, swag, as well as links to Jeep YouTube™ channel, Facebook® profile and Flickr® photo group. All of these elements are the glue of the community. Part bulletin board, part show-and-tell. Fans post notes, share photos, share videos — share experiences. To summarize, Jeep Experience is a haven for Jeep fans — people just like you — who want to join something bigger. And, really, that’s just a scratch on the surface. It’s like describing a sunset ... it’s better to see it. So go see this site. Owner or not, the table is still set for you. Visit us today. jeep.com/experience



FRIENDLY DEALERSHIPS offer knowledgeable staff who are professionally trained to guide you with expert advice.

VISIT jeep.com for all the latest information you'll need to be properly equipped for an educated buying decision.

CALL (800) 925-JEEP to speak with one of our Jeep, brand customer service representatives for the right answers to your important questions.

LIFETIME POWERTRAIN LIMITED WARRANTY No deductible. See dealer for a copy of limited warranty details. Non-Transferable. Not available on SRT,[®] diesel vehicles, and certain fleet vehicles.

WARRANTY Jeep vehicles are covered by a 3-year or 36,000-mile Basic Limited Warranty. Ask your dealer for additional details and a copy of this limited warranty. Excludes normal maintenance and wear items.

CHRYSLER FINANCIAL delivers Chrysler, Jeep, and Dodge customers a personal, worry-free automotive financing experience. More than just another finance company with competitive rates, Chrysler Financial stands behind you through life's twists and turns by offering fast approvals, flexible terms and unparalleled personalized service. Visit cf.com or your Jeep dealer to discover all that Chrysler Financial offers. Taking care of you, all along the way.

TRAIL RATED[®] An authentic Jeep, brand Trail Rated badge is a visual reminder of the capabilities built in — the symbol of a genuine, tried-and-true Jeep 4x4. Accept no substitutes.

JEEP[®] AUTO INSURANCE The only insurance guaranteed to repair your vehicle using Authentic Jeep Collision Repair Parts by Mopar for as long as you own your Jeep vehicle, and up to \$100 off your deductible when those repairs are done at a Jeep dealership — all at rates that are tough to beat. For a free quote, visit jeepautoinsurance.com or call (800) 836-1586 and mention keycode U18XXX. Insurance is underwritten by member companies of American International Group, Inc.

CHRYSLER SERVICE CONTRACTS Your Jeep vehicle is one of the most capable vehicles on the road. Why not protect your investment with a Chrysler Service Contract or Maintenance Plan? For more information, see your Jeep dealer, call 1-800-442-2666 or visit servicecontracts.chrysler.com.

AUTHENTIC JEEP ACCESSORIES BY MOPAR are designed specifically for your Jeep vehicle for exceptional fit, finish and performance. Visit your dealership or mopar.com.

uconnect. This suite of integrated digital systems bundles entertainment, information and communication. For more information, visit your dealer.

SIRIUS Satellite Radio delivers over 130 channels, including 100% commercial-free music, sports, news, talk, entertainment, traffic and weather. Factory-installed SIRIUS Satellite Radio includes a one-year subscription. For more information, go to SIRIUS.com.

JEEP REWARDS VISA[®] Earn 5 points per dollar charged at your Jeep dealership and 1 point per dollar everywhere Visa[®] is accepted. Whether you're saving points for your down payment or for your vehicle's scheduled maintenance, it pays to be a Jeep Rewards Visa cardholder. For more information or to apply, visit jeepcreditcard.com or call (800) 478-6179. The Jeep Rewards Visa credit card is issued by FIA Card Services, N.A.

TREAD LIGHTLY![®] As a founding member and official partner, we urge all Jeep owners to follow Tread Lightly! Guidelines. Visit treadlightly.org or call (800) 966-9900 to learn more.

HONORING THOSE WHO SERVE Chrysler LLC proudly supports the members of the U.S. Armed Forces and their families.

Jeep is a registered trademark of Chrysler LLC.

