

THE ALL-NEW 2015 CHRYSLER 200

CHRYSLER



State-of-the-art vehicle design doesn't happen overnight. It starts with a nameplate that inspired a rebirth, then heads to the lab for behind-the-scenes innovation, quality and technological development.

THE NEW FACE OF AN AMERICAN DESIGN STORY.

It takes fieldwork and research, asking the tough questions with the most open of minds and imagination. It makes a wish list and starts checking it off. It builds a World Class Manufacturing facility destined to make the world take notice and changes the game in the marketplace, where its purpose is instantly recognized.

The all-new Chrysler 200 Sedan is about accessibility to premium engineering and design. Where every box gets checked and a vehicle is made to embrace people and their lives with the utmost of trust and pride. Where drivers enrich every day in premium comfort, technology, efficiency and performance. It's the kind of style that speaks the language of a new generation yet never loses attraction. It's that kind of chemistry. That kind of geometry. That kind of art. Where watches synchronize and futures begin. And you'll know the second you see the all-new Chrysler 200 that the timing is just right for the next chapter of world class American design straight out of Detroit.



PERFORMANCE & DESIGN

P.4
Performance & Design
All-new Exterior/LED Lighting
Unsurpassed Aerodynamics!^{*}
P.12
2.4L MultiAir[®]2 and 3.6L V6 Engines
9-speed Transmission, Fuel Efficiency
Sport Mode, Sport Suspension
Steering-wheel Paddle Shifters, Rotary E-shift
All-Wheel Drive (AWD)

CONNECTIVITY & INGENUITY

P.28
Technology & Innovation
Instrument Gauges, TFT Screen
Driver Information Display (DID)
10-speaker Premium Alpine[®] Sound System
P.32
Uconnect[®] TouchScreen, SiriusXM[®] Radio²
News, Weather, Traffic, Remote Start
Navigation, Voice Command³ Phone
Entertainment, Concierge Service

INSPIRED & INVITING

P.36
Interior Design/Comfort & Convenience
Command Center/Front-passenger Pass-through
Leather-wrapped Seating/Storage
Heated Seats and Steering Wheel
Center Console
Sliding Cup Holders/Media Center
Best-in-Class¹ Interior Storage

^{*}A note about this brochure: All disclaimers and disclosures can be found on page 63.



SAFE & SECURE

P.46
Safety & Security
Most Advanced Available
Safety & Security Features in Its Class¹
Active Radar Features
8 Advanced Air Bags,⁴ Standard
Park Assist with Perpendicular/Parallel Parking⁵
Rearview Camera,⁵ Blind Spot Monitoring⁶

BUILD & DELIVER

P.54
World Class Manufacturing
Advanced Final Production Facility
Environmental Efficiency
Metrology Center, Quality Lab
New Body Shop
New Paint Shop

WHEELS & ATTIRES

P.60
Buyer's Guide
Authentic Mopar[®] Accessories
Wheels/Fabrics
Interior Trim/Exterior Colors
Trim Levels
Standard and Optional Features



CHARACTER LINES.

From the well-defined back end to the front aerodynamic grille, nothing quite stands as a stamp of pride and quality to the Chrysler Brand like the iconic wing design. Not only does it signify the rebirth of a company and a pivotal future, it also represents the attention to detail in every element of style on the all-new 2015 Chrysler 200 Sedan. Like a distinctive watch emblem or signature designer label, the recognizable trademark's elegance is a statement that you're smart, strong, successful, purposeful and poised. And just because it may be Tuesday morning, you still care how you look, and nothing gets a good day going like turning a few heads. Or, catching a window glimpse of the advanced LEDs highlighting the aggressive coupe-like stance of the 200, you smile and say, "That's me."

**LED TAILLAMPS – HIGH-END AFTERGLOW THAT'S EASY ON THE EYES.**

The horizontal, split taillamps use LED illumination to provide a unique, uniformly lit appearance and are pulled out at the corners for aero efficiency and rear visual width. The single-source design creates a beacon of continuous confidence and extroverted style through bright, streamlined tubes. Each LED taillight illuminates the half-wing shape in a bold orange-red highly defined glow for distinctive visibility to rear traffic. Typically reserved for luxury segments, this ultra-modern lighting effect signifies the premium quality that goes into the next-generation 200.



**CLEAR AND FAR VISIBILITY IN THE BLINK OF AN EYE.
HIGH-PERFORMANCE FORWARD LIGHTING SYSTEM.**

Standard halogen projector-beam headlamps reduce perceived glare and provide a wider spread light pattern to enhance shoulder visibility with higher output than traditional halogen bulbs. The available high-intensity discharge (HID) lamps with high/low beam capability produce three times the light output. This appears on the road as a bright-white beam that resembles natural daylight resulting in clearer, crisper forward vision, including the ability to discern colors at night.

**IMPRESSIVE FIRST IMPRESSIONS DAY OR NIGHT.
LED DAYTIME RUNNING LAMPS (DRLs).**

A distinctive LED light pipe is standard-equipped on 200 Limited and becomes an available LED DRL on 200S and 200C. In addition to the premium appearance, the DRLs improve safety by increasing visibility in any light. Aside from the function and endurance, including gravel and impact resistance, this lighting technology contributes to the enhanced fuel efficiency of the 200 — due to the reduced power needed for it to operate.

A glowing lightbulb with a shattered glass globe, symbolizing innovation. The lightbulb is illuminated from within, casting a warm orange glow. The glass globe is cracked and shattering, with many small pieces of glass floating around it. The background is dark and filled with a fine mist of white particles, creating a dramatic and ethereal atmosphere. The word "INNOVATE." is written in large, white, sans-serif capital letters across the middle of the lightbulb's base.

INNOVATE.

SEE AND BE SEEN IN THE DIMMEST OF DRIVING SITUATIONS.
LED FOG LAMPS.

The available LED projector fog lamps are set inside bezels within the lower grille of the front fascia. The lamps are angled downward to reduce the amount of glare while at the same time illuminating the road ahead, allowing for better visibility when you're driving in heavy fog.

A REFLECTION OF YOURSELF FROM BOTH SIDES.
INTEGRATED SIGNALS.

The body-color and available chrome-accented outside mirrors with integrated turn signals are a reflection of the premium detail work crafted into the new 200. Side markers are positioned forward of the front wheels for a unique look that doesn't interrupt the Satin Black headlamp surface, which visually connects to the upper grille texture. The distinctive light element at the bottom of the lamps highlights their unique shape, which is punctuated by the projector lenses with their distinctive chrome accent rings.



THE MOST FLATTERING LIGHT IN THE WORLD – BROUGHT TO YOU BY MOTHER NATURE AND THE DUAL-PANE PANORAMIC SUNROOF. Expansive overhead views and natural light ease the tension of any traffic pattern. In addition to an available standard-sized sunroof, an available dual-pane sunroof provides a glass ceiling for both rows of passengers to enjoy. One-touch power opens, closes and vents the front panel, and a power sunshade covers the tinted glass when closed. The seals are flush with the roof to eliminate wind noise when the sunroof is closed, while an integrated wind deflector reduces turbulence when it is open. Factory installation ensures optimum fit, finish and function as you feel the fun.

CURVES AND ANGLES INSPIRED BY THE FUNCTION AND FLOW OF MODERN LINES.

The muscular, sculpted hood carries distinctive character lines, and flows seamlessly to the upper grille and distinctive wing design badge. The hood shingles over the grille to visually close gaps and enable a quality appearance. The upper grille and lower intake carry ribbon-like chrome elements that flow in concert using opposite contours for geometric balance and premium appearance.

GREAT ARCHITECTURE
is in the DETAILS.



DESIGNED TO BOTH REPEL AIR AND RIDE WITH THE WIND AT ONCE.

The extensive wind testing contributes to the aero-optimized body design for smooth airflow above, below and under the car. Contributing to unsurpassed aerodynamic performance, the refined architecture provides ride, handling and performance enhancements inside and out of the all-new 200. Active grille shutters automatically close redirecting airflow around, rather than into, the vehicle. Aero-enhanced features like low-nesting wipers and aero-shaped mirrors ensure exceptional aerodynamic performance, enhanced visibility and refined exterior appearance.

SMOOTH MOVES AND A QUIET RIDE.

The athletic structure and aerodynamic efficiency contribute to the strategically engineered quietness of the 200 cabin, thanks to honed exterior shapes, air management, triple door-seal system, laser-brazed roof ditch, and sound-deadening applications and materials. Acoustic laminate front-door glass, as well as thicker back-door glass, deliver a reduction in noise-decibel level from inside the cabin. A host of underbody close-out panels also contribute to acoustic and aero performance.

PERFORMANCE & DESIGN



20.1 mph +32.8 rpm Locked
32.9 kph +0.0 deg 73.8 F

600+ HOURS
OF WIND TUNNEL TESTING
PROVE THIS GEOMETRY
FOR UNSURPASSED AERODYNAMIC
PERFORMANCE!

FREE-RANGE ROAMING MAY APPLY

with up to



*mpg.**

THIS IS NO DRAG.



*Chrysler Group estimated 36 hwy mpg when equipped with 2.4-liter MultiAir®2 Tigershark® engine and 9-speed automatic transmission. Final EPA mileage not available at time of publication. Use for comparison purposes only.

THE FORMULA FOR OUTSTANDING STANDARD FUEL ECONOMY?

Introducing the segment's first 9-speed transmission, which combined with the new 2.4L MultiAir[®]2 Tigershark[®] engine, providing preliminary Chrysler Group LLC road-testing results of up to 36 mpg highway.* This transmission breakthrough delivers fast and smooth shifts with responsive acceleration, as well as fuel economy gains due to optimized engine operation and system efficiency. Due to a combination of honed surfacing and aero-enhancing design, the new 200 achieves an outstanding, low coefficient of drag (CD) of .266, which contributes to the exceptional fuel efficiency, surpassing many electric-drive vehicles in the marketplace.

CHAMPING WITH EVERY BIT OF CONFIDENCE – THE EFFICIENTLY POWERED NEW 2.4L MULTIAIR2 TIGERSHARK ENGINE.

Standard on all 2015 200 front-wheel-drive (FWD) models is the powerful 2.4L MultiAir2 Tigershark four-cylinder engine. The engine is designed to take full advantage of the exclusive MultiAir valve train system and includes a host of new components designed for reduced friction to enhance performance and fuel efficiency. Attributing to the 200's fun-to-drive vehicle dynamics, including the performance of 184 peak horsepower at 6400 rpm and 173 lb-ft of torque. That's a 6% increase in power and 10% in torque over the previous model.



ABANDONED GAS STATION. ROUTE 66, MOJAVE DESERT, CALIFORNIA

BRING THIS
PAGE
TO LIFE
WITH THE FREE
AURASMA APP


SEE BACK COVER FOR DETAILS.

BEST-IN-CLASS¹ HORSEPOWER

no *100*

3.6L ENGINE – BEST-IN-CLASS¹ 295 HORSEPOWER.

A *Ward's* Top 10 Engine selection for three years, the 3.6-liter Pentastar® V6 DOHC engine is available on 200S and 200C models. It's one of the lightest and quietest of its kind and applies some of the most advanced automotive engine technologies available. The performance of 295 best-in-class¹ horsepower and 262 lb-ft of torque allows 90% of its peak performance value at 1600 to 6400 rpm. This results in a smooth, responsive driving experience, no matter how slow or fast your driving speed. It also delivers an exceptional balance of fuel economy, low emissions, and first-rate noise, vibration and harshness (NVH) control. The extensively tested engine ensures reliability and quality, as well as lowers the cost of ownership, due to exclusive durability-enhancing features and very low maintenance requirements.



PERFORMANCE & DESIGN

An organic additive technology coolant is used with the V6 engine, improving corrosion resistance over traditional antifreeze, allowing for extended service intervals — as much as five years or 150,000 miles.

The coolant also contains no phosphates, making it more environmentally friendly. Additionally, the oil filter cartridge system eliminates spillage when removed and is 100% biodegradable.

HERE'S TO THE ENGINEERS WHO KNOW

winds.


FIRST IN SEGMENT¹ 9-SPEED TRANSMISSION

Gearsets are nested inside the 9-speed automatic transmission for a compact design

Fully electronically controlled by 5-position Rotary E-shift

A wide 9.81 gear-ratio spread enhances performance and fuel efficiency

Unique sport shift schedule with gear hold while driving in paddle-shift mode; fast and firm shift engagement with top gear disable for improved responsiveness



High gear efficiency at all speeds thanks to nested carriers, dog clutches and advanced hydraulic-control architecture

The launch ratios — starting with a first gear of 4.70 — ensure quick take-off qualities that have been tuned to the structure, size and weight of the 200

MORE GEARS + LESS FILLING = THE SEGMENT-FIRST¹ 9-SPEED AUTOMATIC TRANSMISSION.

Cover more range with fewer gas station stops with advanced gear architecture. The standard new 9-speed transmission provides excellent acceleration with fast, smooth and comfortable gear shifting. The highly efficient fuel consumption, with an estimated 36 mpg hwy,⁷ is due to the optimized E-shift operation and a 30-lb weight reduction from a comparable 6-speed transmission. Each gear responds quickly during acceleration, with smooth power delivery and transitions between all nine gear ratios. A unique set of four overdrive levels help gain efficiencies while reducing overall noise, vibration and harshness (NVH). The available Sport Mode supports manual shifting capability to help maximize a dynamic performance experience.

PERFORMANCE & DESIGN

DETROIT

ART

works

KNOW-HOW PRECISION IS ABOUT TIMING. Quality watchmakers like Detroit's Shinola® timepiece manufacturers can relate to handcrafted assembly. Like the Chrysler 200's segment-first¹ 9-speed transmission, which is built with the greatest attention to detail and technical excellence. Each gear operates with the kind of dependability that you can count on every mile of your drive. And revealing what's under the stylish exterior and how it works is a major part of what Chrysler engineering is about.

SHINOLA CASEBACKS, DETROIT, MICHIGAN



200C V6 model interior shown in White Linen.

Because driving should

A NEW TWIST IN CHANGING GEARS – ROTARY E-SHIFT.

As easy as changing a radio station with a simple press and turn. The exclusive standard Satin Chrome-finished Rotary E-shift, located on the integrated center console, electronically selects gears. The Rotary E-shift offers a normal shift mode of P,R,N,D,L on 2.4L engine-equipped models as well as a Sport Mode on the S model. The 3.6L V6 models, as well as the 2.4L 200S, provide a Sport Mode with the option to manually shift gears with the steering-wheel paddle shifters.

SPORT MODE FOR A CHANGE OF PERSONALITY.

Select the Sport Mode (S) on the Rotary E-shift dial to turn the ride and handling dynamics up a notch. Sophisticated sensors loosen the Electronic Stability Control (ESC)[®] system to allow a little more wheel spin when aggressive acceleration maneuvers are called for. When in Sport Mode, steering and throttle responses are sharpened and you control the gears with steering-wheel paddle shifters, and the available automatic all-wheel drive (AWD) is 100% connected to deliver power to the front and rear wheels for enhanced sports sedan performance.



ELECTRIC PARK BRAKE WITH SAFE HOLD.

The electric park-brake switch eliminates the traditional pull park/emergency brake handle and is part of the standard safety and security features. This innovative and convenient braking system includes automatic Drive-Away Release when the driver is in the seated and buckled position, as well as Safe Hold, which secures the wheels if it detects the driver has exited the vehicle while it's at a standstill but not in the Park gear.

be uplifting; not heavy lifting.



t o m o r r o w
BROUGHT TO YOU BY
DETROIT, AGAIN.

**MANUAL SHIFTING WITHOUT TAKING
YOUR HANDS OFF THE WHEEL.**

The two levers behind the wheel, with the engraved + and - symbols, are the paddle shifters used to manually control the gear selection of the 9-speed transmission. Standard on the 200S, as well as the 200C with available V6 engine, the paddles are utilized when you're in Sport Mode, which is selected by turning the Rotary E-shift to S. This feature taps into the full performance-driving capabilities of the new 200 by enhancing the engine, transmission, steering and available AWD dynamics. Of course, you always have the option to drive in fully automatic mode, but in our engineers' experiences, the more often you take manual control, the more you'll want to.

**TAKE CONTROL BY LETTING GO WITH
ADAPTIVE CRUISE CONTROL (ACC)?**

A simple touch of the controls on the steering wheel allows you to select one of four distance increments behind other vehicles. The available ACC⁺ Plus with Stop & Go capability enhances the benefits of cruise control, especially in heavy traffic. The system uses a radar sensor mounted at the front of the vehicle to detect objects in its path. If the lane ahead is clear, the system will maintain your set speed. When slower traffic is detected, the system automatically adjusts speed to keep a pre-set distance. While most ACC⁺ systems operate only down to 20 mph, this system operates down to 0 mph, which stops the vehicle, then returns to speeds as traffic begins to move and the driver hits the resume button or taps the accelerator.

PERFORMANCE & DESIGN



THE MOST TECHNICALLY ADVANCED ALL-WHEEL-DRIVE (AWD) SYSTEM IN ITS CLASS.¹

Not just for winter-weather driving, but more than reassuring in it. This available advanced, intelligent AWD system detects wheel slip and kicks in before you even realize you need it by automatically distributing power between front and rear wheels. The system also engages when the driver turns off the Electronic Stability Control (ESC)⁸ system or when the steering-wheel paddle shifters are in use. In cases of inclement weather, AWD utilizes a specifically calibrated mode, tuned to minimize oversteer and maximize traction. In cases where snow, ice, mud, sand and/or gravel are present, it maximizes low-speed traction by providing additional wheel slip geared to a loose surface. The exclusive rear-wheel disconnect¹ gives you the ultimate in performance and traction when you need it and optimized fuel economy when you don't.

TORQUE BIAS AND REAR-AXLE DISCONNECT – YOU DON'T NEED TO KNOW HOW THEY WORK BUT THEY'RE ALWAYS ON THE JOB.

This available advanced AWD system supplies the proper amount of wheel torque (power) to the front, rear or all wheels for any driving condition, including slippery roads, aggressive starts and dynamic driving. Sophisticated algorithms enable the AWD system to contribute to driving performance while interacting with the ESC⁸ system when approaching the traction limits of the road surface. By utilizing automatic rear-axle disconnect, the system can completely remove power to the rear wheels when front-wheel-drive performance is adequate, such as on dry surfaces, thus increasing fuel efficiency. There is no need to select FWD or AWD, as the intelligent controls ensure that the proper mode is engaged when necessary.



AWD

a l l - w h e e l d r i v e



MONDAY MORNING QUARTERBACKING TAKES ON A NEW PLAYER. From the rear-quarter angle, the sculptural coupe-like appearance becomes most apparent in the silhouette where the roof blends into the rear deck lid, into a ducktail-shaped, integrated rear spoiler. A wheelbase of 108 inches contributes to interior spaciousness and outstanding dynamic agility. The sleek side windows define the upper canopy and are accented by a Chrome or Black surround that appears to be drawn with an artist's brush as its physique changes from lean to voluptuous curves.

DRESSED TO CARRY BROAD SHOULDERS.

The sophisticated surface of the 200 plays with layers of light from every angle as the horizontally oriented taillamps use LED illumination to provide a unique, uniformly lit appearance and are pulled out at the corners for aero efficiency and rear visual width. A rear, Satin Black-finished lower diffuser panel carries trapezoidal, chrome-finished exhaust tips on 200S and V6-equipped 200C models. Like the front fascia, the rear is a seamless expanse that carries its equipment below the taillamps and deck lid line, including side markers positioned behind the rear wheels for an aggressive look.



M A K I N G T R A C K S R E Q U I R E S T R A C T I O N .

ALL-WHEEL DRIVE (AWD) MEETS ALL-WEATHER DRIVING.

The available AWD system automatically engages when wheel slip is detected to regain traction with changing road surfaces and conditions. AWD will also automatically begin working when outside temps dip below 37°, when wipers are utilized or when the antilock brakes or Electronic Stability Control (ESC)[®] engages due to wheel slip, as well as when driving up or down a road incline. This is built in intuition at its finest that you can always rely upon to feel confident with the traction of your 200.

ATHLETIC ARCHITECTURE ENHANCES THE DYNAMICS.

The considerable suspension rigidity and low weight ensure insulation between the road and passenger compartment, resulting in a reduction in wind noise as well as a solid ride and handling experience. Another significant benefit to the design of the front suspension on the 200 is a flat bottomed geometry, which allows excellent integration with the vehicle floor pan and actively contributes to improving the aerodynamic performance of the vehicle.





THE SPORT OF DRIVING, DRIVEN BY ADRENALINE.

200S – THE PERFECT BALANCE OF BEAUTY AND BEAST.

For drivers who enjoy using the manual shifting option often, taking the route less traveled and going farther to open it up on the open road, the 200S model has your name on it. And for those who tend to be at the front of traffic and put their lane changing prowess to work while showing off their urban style and sport performance attributes, the 200S model has your number. And it wants you to take it out, a lot. Aggressive inside, outside, under the hood and under the body, the 200S makes all the sports oriented mechanics standard, then adds a uniquely tough look that makes it stand apart in any lineup.

The specifically tuned 200S model with standard Sport Mode delivers an enhanced sport suspension, steering and throttle feedback and stability control, as well as more aggressive available AWD performance and transmission shifts for adrenaline inducing dynamics. Also unique are interior dark chrome and exterior Gloss Black accents, 200S badging, fog lamps, Gloss Black grille and side window surrounds, standard 18 inch alloy wheels, dual fascia integrated rear exhaust and heated exterior mirrors. The cabin adds sport sculpted seats with leather bolsters, a 12 way power driver's seat, leather wrapped steering wheel with paddle shifters and Black chrome bezels.



CONNECTIVITY &
INGENUITY

FULLY DECKED OUT; HANDS DOWN.



VIEW-FRIENDLY 7-INCH DRIVER INFORMATION DISPLAY.

The driver-interactive full-color display in the instrument cluster incorporates the technology of a Thin Film Transistor Liquid Crystal Display (TFT-LCD). The configurable and incredibly crisp graphics are seamlessly integrated with cluster analogue instruments. The distinctive Blue-ambient display allows for a wide range of settings, including audio, speed, compass, temperature, fuel economy, trip, cruise control, trailer braking, vehicle status and engine performance.

GAUGES BY WHICH OTHERS WILL BE GAUGED.

The high-end Italian instruments they said this car couldn't get. It got them and they are another premium surprise element on the 200. With hints of an expensive watch-piece, the performance-font gauges are metalized, LED-backlit jewelry with a standard analogue speedometer and tachometer. Needles on the analogue gauges start at the 6 o'clock position, resulting in a European sports car appearance and function.



35°
F

2182 mi
Speedometer

NW

0

MPH

C H P E F



CONNECTIVITY &
INGENUITY

ALPINE
SOUND SYSTEM

506 watts of



AUDIO OBSESSION AWAKENS
YOUR SENSES AND THE NEIGHBORS.

ALPINE® 10-SPEAKER PREMIUM SURROUND SOUND.

Immerse yourself in state-of-the-art sound engineering for a luxury audio experience. Designed in tandem with Alpine Electronics for the all-new 200S and 200C acoustics is an available top-of-the-line 10-speaker amplified sound system. The premium system incorporates 11-channel performance with 506 watts of power, three 3.5-inch speakers located in the instrument panel, two six- by nine-inch speakers located in the front doors, two six- by nine-inch speakers located in the rear doors, two 3.5-inch speakers located in the C-pillars, an eight-inch subwoofer center-positioned in the rear shelf and an Alpine amplifier located in the instrument-panel area.

PLAY DJ EVERY DAY.

A six-speaker sound system, standard on Limited, incorporates high-performance, injection-molded woofers, including two 3.5-inch speakers located in the instrument panel, two six- by nine-inch speakers located in the front doors and two six- by nine-inch speakers located in the rear-shelf area. What it all adds up to is a 276-watt system that makes a fun platform for your favorite DJ — you.



BRING THIS
PAGE
TO LIFE
WITH THE FREE
AURASMA APP

SEE BACK COVER FOR DETAILS

CONNECTIVITY & INGENUITY

BRING YOUR NETWORK ALONG FOR THE RIDE.



UCONNECT® IS THE INFORMATION YOU NEED, WHEN YOU NEED IT, WITHOUT LOSING FOCUS ON THE ROAD.

It's time to get in touch with your techie self because whether you're tech-savvy or not, it's never been a better time to join in. The Uconnect system takes non-distracted driving very seriously, which is why the all-new 200 has such user-friendly conveniences built to keep your eyes on the road. It features the newest technology with available 3G Uconnect Access services while the available 8.4-inch system is the largest interactive touchscreen in its class. Whichever system your 200 has, it's about connectivity so easy to use, you'll forget what driving was ever like before. And you won't want to go back. The only one that will be more impressed than your passengers is you.

ENTERTAINMENT.

Access your audio via CDs/MP3s, remote USB port with mobile device control, audio jack, hard-disc storage, Voice Command⁵ SiriusXM[®] Satellite Radio² (your first year of service is included) and Bluetooth[®] Streaming Audio. The USB port can also charge your compatible devices. Available hands-free calling can be operated through steering wheel-mounted controls or the touchscreen.

SIRIUSXM ALL-ACCESS PACKAGE²

All satellite radio equipped Chrysler 200 vehicles come with a one year trial to the SiriusXM ALL-ACCESS package² providing over 160 channels of the best programming for all the places life takes you.

- In your vehicle — you'll get every channel available on your radio, including all the premium programming.
- On the go — with a SiriusXM Internet Radio² subscription included with the ALL-ACCESS trial, you'll get SiriusXM² on your computer, smartphone, or tablet.

You also have the ability to pause, replay, rewind and fast-forward audio channels with Instant Replay. SiriusXM² also features Artist Seek/ Song Seek giving you the ability to "Save" the current artist or song into memory and allow the radio to alert you when the artist or song is played on other channels. Go to siriusxm.com/getallaccess for more information.

SIRIUSXM TRAVEL LINK¹⁰

Get the latest national and local weather reports and ski slope conditions while you're on the road. Find the best fuel prices at nearby gas stations. Check in-game scores of your favorite team or see how they fared in their last matchup. See what's playing and when at the nearest movie theatre. Your first year of SiriusXM Travel Link¹⁰ service is included.

SIRIUSXM TRAFFIC² — NAVIGATION.

Provides enhanced GPS navigation and destination entry via Voice Command⁵. It can also locate nearby restaurants, shopping, hospitals, or points of local interest. With SiriusXM Traffic², you can avoid congestion before you reach it. Get detailed information on traffic speed, accidents, construction, road closures and more, you will get to your destination faster and more easily than ever before. Your first year of SiriusXM Traffic service is included.



Uconnect

SiriusXM
SATELLITE RADIO

SiriusXM
TRAVEL LINK



ONE-STEP NAVIGATION.

This available full-feature navigation includes 3D city and landmark imaging, digital terrain maps, enhanced screen graphics and one-step voice destination entry.

UCONNECT® PHONE.

Pairing a Bluetooth® enabled phone with the Uconnect system is as simple as pressing the phone button on the steering wheel and following the prompts. Once the phone is paired, simply press the phone button again to make a call, all while keeping your hands on the wheel and eyes on the road.

VOICE COMMAND.³

It helps simplify driving by allowing you to keep your eyes on the road and your hands on the wheel. Use your voice to select AM/FM radio stations or SiriusXM Satellite Radio² channels, or make calls. Select navigation destinations and record voice memos. This smart system technology can also be trained to better recognize your voice and can understand commands in English, French and Spanish. Available.

VOICE TEXT REPLY.

The Voice Text Reply feature will announce incoming text messages and read them to you simply by pressing the phone button and saying "listen." It also allows you to reply by saying any of the 20 pre-defined responses such as "yes" and "I'm on my way." Must have compatible phone paired to Uconnect system.

CLIMATE CONTROLS.

Climate, heated seats, steering-wheel buttons and mirror dimmer can be controlled via the 8.4-inch touchscreen. Climate can also be controlled using voice activation. On models equipped with remote start, the heated steering wheel, heated seats or ventilated seats can be programmed to come on automatically during available remote start or normal starts via radio-controlled settings.

MOPAR® WEB¹¹

Put the power of high-speed Internet in your vehicle with available Mopar Web. Effortlessly connect any WiFi enabled device to the Internet at broadband speeds, making your vehicle a mobile hotspot. Passengers can use multiple devices at the same time. There's no need for cell cards or software with this unique Authentic Accessory by Mopar — it's all wireless. Subscription required. Sold separately.

UCONNECT ACCESS.

Gain access to remote commands sent to your 200 from your smartphone. Available with the 8.4-inch touchscreen, Uconnect Access includes built-in data, on-demand WiFi hotspot and apps, including Theft Alarm Notification and Stolen Vehicle Assistance via mobile apps.

Aha (Via Mobile)*
Pandora (Via Mobile)*
iHeartRadio (Via Mobile)*
Slacker (Via Mobile)*
9-1-1 Call

Roadside Assistance Call
Yelp®
Theft Alarm Notification
Stolen Vehicle Assistance
Voice Texting

Remote Door Lock/Unlock
Remote Vehicle Start
Remote Horn and Lights
Vehicle Health Report
WiFi Hotspot

*Via Mobile is a "late availability" feature. See dealer for details.

CONNECTIVITY &
INGENUITY

STAYING CONNECTED COMES IN HANDY.



UCONNECT® ACCESS.

Like having a personal assistant at your beck and call 24/7, a built-in 3G network connection is included with the available 8.4-inch radio system, bringing the new Uconnect Access services. To enjoy, simply press the Apps button on the vehicle touchscreen and follow the registration prompts. The system comes with either a one-year or six-month trial of Uconnect Access that starts when you purchase your 200. The features and services of Uconnect Access include:

REMOTE DOOR LOCK/UNLOCK.

Using the Uconnect Access App, you can lock or unlock your vehicle from virtually anywhere when your car has data coverage.

THEFT ALARM NOTIFICATION.

You can choose to receive a text message or email notification when the vehicle alarm is triggered.

STOLEN VEHICLE ASSISTANCE.

If your vehicle is stolen, Uconnect can provide its location to police to help them track it down.

REMOTE HORN AND LIGHTS.

No matter where you are, you can sound your horn and flash your lights to locate your vehicle using the Uconnect Access App (local data coverage applies).

YELP!® SEARCH.

Get local search results by voice or touchscreen if you want to eat, shop, drive, relax or play. Search for a Point of Interest by using categories or key words like "taco"; read reviews of local businesses from an "in the know" local community; or call/find businesses directly.

VOICE TEXTING.

Uconnect Access offers a powerful, cloud-based voice recognition allowing you to dictate free-form text messages and send them with your Bluetooth® enabled device without taking your hands off the wheel or your focus from the road. Device compatibility can be checked at UconnectPhone.com

9-1-1 ASSISTANCE.

The 9-1-1 Call button will connect you directly with local Emergency Assistance (not a call center). If you accidentally press the button, you have 10 seconds to cancel the call by pressing either the 9-1-1 button on the rearview mirror or the cancel button on the Uconnect touchscreen.

REMOTE VEHICLE START.

Use a computer or the Uconnect Access App to start your engine and warm or cool your vehicle before you get in (as long as your car has data coverage). This not only starts the vehicle via fob activation but also activates the climate control and available heated and ventilated seats, as well as available heated steering wheel depending on temperatures outside and inside the car.

STANDARD KEYLESS ENTER 'N GO™

The new 200 is the only vehicle in its class¹ to provide a passive entry system as standard. The Keyless Enter 'n Go™ also enables keyless push-button ignition from a personalized fob. Upon approaching the vehicle, either holding the key fob or carrying it in a pocket or purse, simply pull the front door handle to open the door or push the deck lid button for trunk release. Working in tandem with the vehicle security system, it allows you to start the engine with a press of the start button located on the instrument panel. To start the vehicle, the fob must be inside the vehicle, and the brake pedal depressed, which combines engine immobilization and antitheft protection.

SEAT, MIRRORS AND RADIO – ALL SET JUST FOR YOU.

The Chrysler 200 stores preferred settings for up to two drivers. The memory settings include seat position, exterior mirror positions, steering-wheel position, radio station presets and pedal positions. To activate the saved settings, simply push the unlock button on the key fob or the memory buttons on the driver's-side door panel.

INSPIRED & INVITING

HEATED STEERING WHEEL.

The steering wheel delivers a single level of warmth and can be turned on or off using the Uconnect® system's touchscreen display. With the available Remote Start, the heated steering wheel can be programmed to come on automatically when temperatures outside are below 40°. The newly designed steering wheel offers audio, voice and speed controls, all bringing a new level of technical sophistication.

EVERYTHING WITHIN REACH.

The wraparound instrument panel puts every control within reach while your arm rests on the console. The command center features a center stack, which carries the radio and display along with HVAC outlets inlaid to an island bezel finished in Semi-Gloss Black. The unique center-console design blends appearance, storage, functionality, ergonomics and connectivity. The host of comfort and convenience features include an exclusive center-console pass-through storage area with connectivity to media ports and an ingenious sliding cup-holder design.



THE SOFT GLOW OF LED AMBIENT INTERIOR LIGHTING.

LED ambient lighting is available in map pockets, door handles, footwells and illuminated vanity mirrors. It provides optimal evening interior illumination. Optional Sapphire Blue ambient LED illumination is applied in the door pulls, footwells, door map pockets, and center and overhead consoles. Ambient lighting can be dimmed or brightened to your preference.



WHEN YOU GET INTO IT,
YOU'LL KNOW THAT IT GETS YOU.

**EXCLUSIVE CENTER-CONSOLE
PASS-THROUGH STORAGE AREA!**

The all-new interior design begins with the Rotary E-shift which allows the driver to electronically change gears simply by turning the console-mounted dial. This innovative design application, along with the standard electric park brake with safe hold, eliminates traditional shift lever mechanics, enabling an open center-console design for unique conveniences and storage opportunities.

THERE'S A SPOT FOR THAT.

We're not about to tell you what you should put there. That's up to you because you told us you needed a little space. Like an extra drawer or shelf where you can place your belongings. That stuff that you like to keep within reach wherever you go, like your phone, your charger, your wallet or your lunch. Through a bridge-like structure, the center console incorporates an exclusive¹ open pass-through storage area that includes channels linking to the console bin for connectivity to the media port. The pass-through opening includes a unique and functional rubber mat embossed with a Detroit-inspired city skyline graphic.

INSPIRED & INVITING



SIZE OF PASS-THROUGH.

The storage area is large enough to carry anything from a purse or tablet-sized device and provides access for personal device connection to media ports under the sliding cup holders, including USB, audio jack and power outlet.

SOMETIMES YOU JUST NEED SOME **SPACE** OF YOUR OWN.



1 - 2 - 3: FULLY OPEN, HALF-OPEN AND FULLY CLOSED.

The cup-holder tray can be slid to the half-open position if a single beverage container is in the forward cup-holder position. The sliding cup-holder tray makes way for additional storage beneath. The two-container cup holder is size-adjustable via rubberized gripping elements to ensure secure stowage of everything from a 12-ounce can to 1.5-liter bottle.



MORE SPACE TO SHARE.

Who knew the ingenuity of this simple feature could make such a difference in the interior space of a vehicle? The Chrysler 200 designers did. That's why they asked the engineers for a Rotary E-shift gear control. It freed up a lot of room to add high-end convenience features including an open pass-through compartment between the driver and front passenger. This means you may need to share the space once in a while, but only with your favorite guests.



INSPIRED & INVITING



BACKSEAT CONVENIENCE.

Map pockets on the back sides of the driver and front-passenger seats. 60/40 split rear seatbacks for flexible trunk storage. Fold-down armrest in rear seatbacks with integrated cup holders.



GLOVE BOX/USB FOR PASSENGER.

A lit, oversized glove box is large enough to stow tablets and smaller-sized laptop computers. Additional storage includes map pockets in all four doors as well as integrated bottle holders and room for an umbrella in the front door pockets. A rubber-lined sunglasses holder is included in the overhead console. An additional auxiliary power outlet is located in the lower center-console side of the passenger footwell.



MEDIA HUB.

The center-console outlets allow connection to compatible devices via USB port, auxiliary jack, Bluetooth® Streaming Audio. The Uconnect system displays song and album titles from connected devices, which can be controlled via Voice Command³, steering-wheel controls or the radio touchscreen.



YOUR NEW FURNITURE HAS ARRIVED.

With this kind of premium comfort and seating for five, get ready to have company along for the ride. The ergonomically designed seats support contours of the body with coverings offered in cloth, a cloth and leather combination, or leather seating surfaces. The seating is constructed with an S-shaped spring suspension providing enduring and even weight distribution. The application of density foam in the lower seat, seatback and bolsters enhances comfort, while stiffer foams in the side bolsters provide side-to-side occupant stability. Front seatbacks are also available with a four-way lumbar adjust for customized positioning. Soft-backed, low-gloss and natural-grain surface options are applied to the instrument panel and door uppers while premium French seam stitching is integrated into the console lid, armrest and seats. The door armrests and center-console armrest are crafted of hand-cut and sewn soft-touch material for added comfort.

DESIGNED TO BE WHAT YOU WANT YOUR HOME TO BE.



HEATED AND VENTILATED SEATS.

Feel free to take your coat off at the door with the available heated and ventilated seats. When heated, the driver and front-passenger seats have three settings. The front seats can also be ventilated for faster cooling of occupants in warmer weather. The heat and ventilation feature can also be programmed to come on automatically with available Remote Start operation. When selected, the driver's heated seat will automatically activate when outside temperatures are below 40°, while cooling ventilation activates when they rise above 80°.

INSPIRED & INVITING

BACKSEAT ROOM.

With unsurpassed front and rear shoulder room in its class,¹ the 200 boasts a backseat area that includes three headrests, wide seat tracks for ample rear-passenger foot space and a fold-down armrest with integrated cup holders.

SOME LIKE IT COOLER.

The Dual-Zone Automatic Temperature Control (ATC) allows backseat passengers to control their temperature, which may differ from that of the front-seat occupants.

HUMIDITY SENSOR.

A special sensor system, located in the base of the interior mirror, automatically reduces misting-up of the windows and enhances climate comfort by managing the humidity levels inside the vehicle. Based on interior and window temperatures, as well as condensation, air volume is adjusted to keep humidity inside the cabin at a low, pleasant level.





INSPIRED & INVITING

IN THE WORLD OF

craftsmanship:

EVERY TOUCH IS A FINISHING ONE.

AMERICAN DESIGN FOR THE AESTHETICALLY ATTUNED DRIVER.

The classic and minimalist-inspired interior uniquely blends a structure that offers real open-pore wood accents with bronze-finished bezel work, and delivers one of the most functional, spacious and ergonomic integrated center-stack/console designs in its competitive set. Door armrests and the center-console armrest are comprised of hand-cut and -sewn leather-like materials for softer feel and comfort at primary touch points. A three-dimensional, floating bezel found on the cluster and center stack is repeated on the driver and front-passenger doors. The bezel surface is available in Matte Black, Ambassador Blue, hydrographic patterns or a real matte-finished, open-pore wood, featuring an exposed-edge finish inspired by classic Eames® molded plywood furniture designs.



READY FOR WHATEVER THE REAL WORLD DISHES OUT.



PARKING SENSORS.

Parking your 200 in close range to other vehicles or objects is made easy with four ultrasonic sensors positioned in the front and rear fascias. They provide object detection for the ParkSense[®] Active Parallel and Perpendicular Park Assist⁵ features, including a visual reference located in the Driver Information Display (DID).



RADAR SENSOR.

Preventing potential impact, the active safety technology features of Adaptive Cruise Control⁹ with Stop and Go and Forward Collision Warning Plus¹² with Active Braking are made possible by a radar sensor in the front lower right of the vehicle's exterior.

VIDEO SENSOR.

Things can happen in the blink of an eye. Fortunately, this eye never blinks. Always watching the road and vehicles ahead of you, a camera behind the inside rearview mirror is used in Lane Departure Warning with Lane Keep Assist¹³ (LDW+) and Forward Collision Warning Plus!¹²

RAIN-SENSING WIPERS.

An available rain-sensitive wiper system automatically actuates wiper blades when precipitation is detected on the windshield.

**TIRE PRESSURE MONITORING —
CHECKS YOUR TIRES FOR YOU.**

Through the driver information display, this system informs you when any tire pressure is too low. Pressure-sensor modules within the valve stems of all four wheels send continuous radio-frequency signals to a receiver and the system. This monitoring system also records tire position after rotation or when any tire is moved to a new location.

SAFE & SECURE

EYES ALL AROUND YOU TO KEEP YOU **IN LINE.**

THE NEW CHRYSLER 200 OFFERS MORE ADVANCED SAFETY AND SECURITY FEATURES THAN ANY OTHER VEHICLE IN ITS CLASS!



1

FORWARD COLLISION WARNING (FCW)¹² WITH ACTIVE BRAKING.

The new 200 is the only vehicle in its class¹ to offer Forward Collision Warning Plus¹² with active braking which will slow the vehicle to prevent a potential impact. Using radar and video sensors, the available system detects whether the vehicle is approaching another vehicle or large obstacle in its path too rapidly, and will then warn and assist the driver in avoiding the incident. The driver has the ability to adjust the sensitivity and turn brake support on or off.

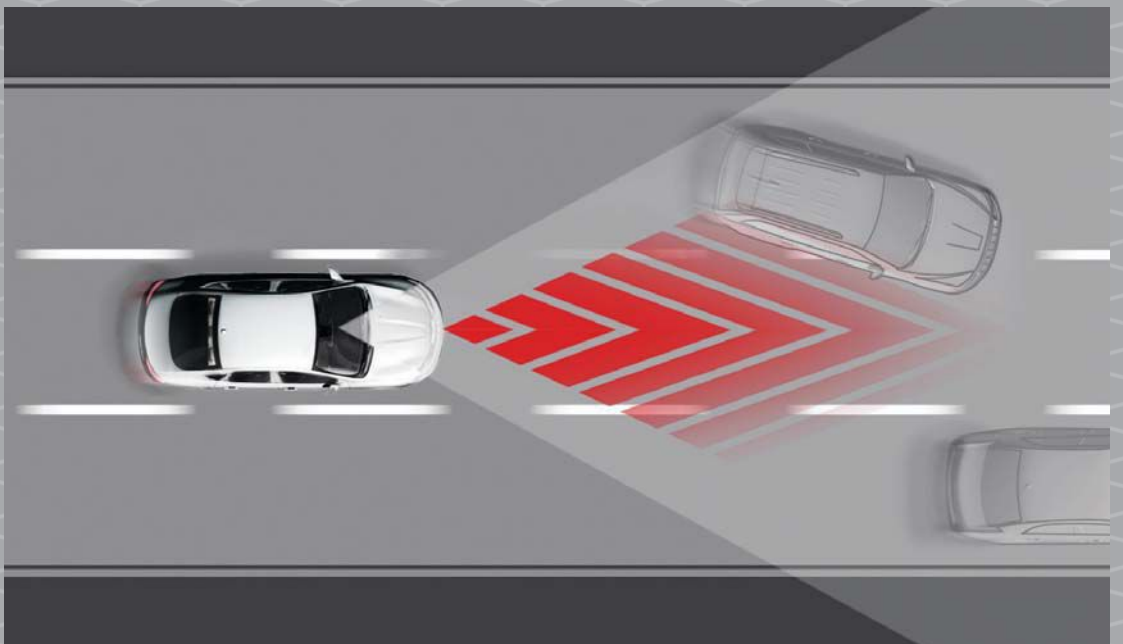
- Prepares the brakes for emergency braking
- Provides audible and visual warnings
- Brake Jerk: Short deceleration to alert driver
- Collision Mitigation System (CMS): up to 1.5 sec of braking to give the driver additional reaction time
- If the driver is not braking enough, Advanced Brake Assist (ABA) will increase the braking to avoid/mitigate the accident



3

ADAPTIVE CRUISE CONTROL (ACC)⁹ WITH STOP AND GO.

- Utilizing radar and video sensors, this available feature identifies vehicles in the forward path and maintains a safe distance between your vehicle and the one in front of it
- ACC⁹ has full functionality between 0 and 100 mph
- After ACC⁹ brings the vehicle to a stop, the driver must indicate the intention to resume by either pressing the resume button or tapping the accelerator pedal
- Driver can select one of four following distances depending on preference.

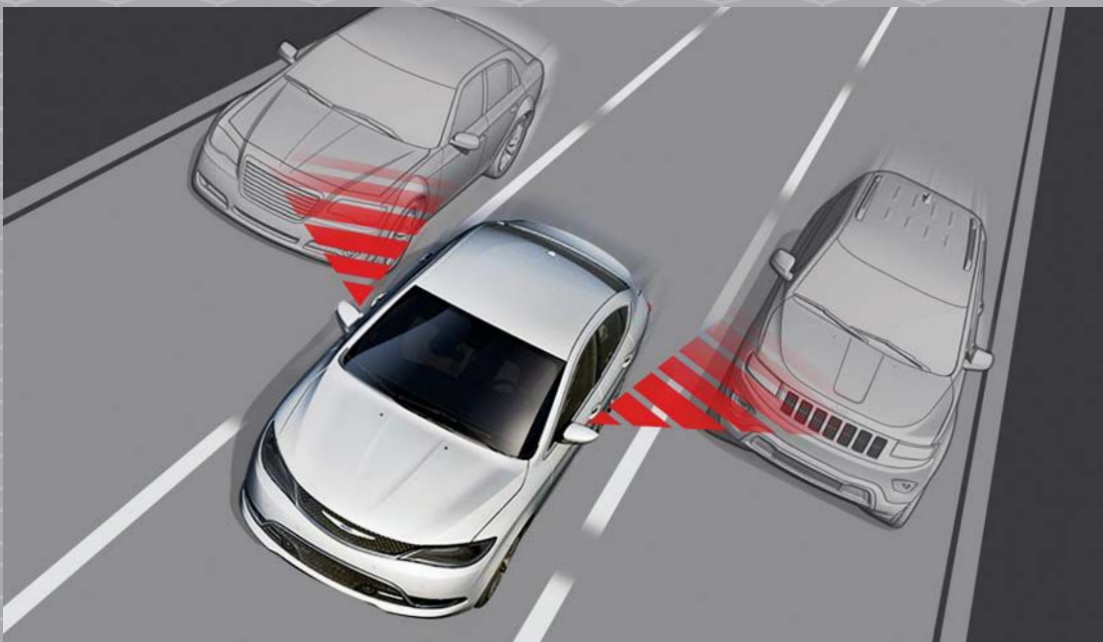




2

LANE DEPARTURE WARNING (LDW)¹³ WITH LANE KEEP ASSIST.

With a camera mounted inside the rearview mirror and on the front fascia of the vehicle, the 200's LDW¹³ system can identify the lines on the road. The available system determines where the vehicle is positioned between the lines and monitors the vehicle's movement down the road. Should the vehicle begin to move onto either line and the driver does not use his/her turn indicator, the system will warn the driver that the car is about to move out of the lane through a slight vibration warning in the steering wheel. If nothing is done to correct the drift, the system will automatically align the vehicle to its correct lane position.



4

IT SEES WHERE YOU CAN'T – BLIND SPOT MONITORING (BSM)⁶

The available BSM⁶ continually monitors rear blind zones on either side of the vehicle via radar and, if a vehicle is sensed in the zones, will notify the driver via a yellow triangle symbol in the outside rearview mirror. Rear Cross-Path Detection⁵ monitors for vehicles/objects in perpendicular relationships to the vehicle when maneuvering backward in parking lots, and provides feedback to the driver via audible chimes and/or visual icons.



SAFE & SECURE

GOOD PARKING KARMA EVERY TIME.



RADAR SENSORS SPOT YOU IN AND OUT OF THOSE TIGHT SPOTS.

An ultrasonic park assist system⁵ uses four sensors located on the front and rear fascias. The integrated sensors send out ultrasonic waves when the vehicle is driven in Forward or Reverse at low speeds. The sending sensor and adjacent sensors pick up the echo of a signal when it bounces off an object. Triangulation is used to determine relative distance based on elapsed time between the outgoing signal and its return. Readouts located in the cluster display notify the driver of front/rear object proximity.

PARKVIEW® REAR BACK-UP CAMERA⁵ — GREATER PEACE OF MIND ABOUT WHAT'S BEHIND YOU.

Through the 8.4-inch or 5-inch Uconnect® touchscreen, the available ParkView⁵ displays a wide-angle view of the area immediately behind the vehicle. The display includes dynamic grid lines to aid you when maneuvering into parking spaces or narrow areas.

- Rearview camera⁵ image reproduced on center-stack display
- Image includes grid-line overlay to aid perception of distance
- Grid lines change shape with steering-wheel position to indicate path of vehicle
- Grid-line pattern also includes a centerline



CURBSIDE OR LOT – AVAILABLE PARKSENSE® ACTIVE PARALLEL AND PERPENDICULAR PARK ASSIST⁵ EASES YOUR VEHICLE INTO PLACE WITHOUT A HITCH.

Using ultrasonic parking sensors on the bumper, the available system will find and guide the vehicle into the parking space when the driver initiates a parking maneuver. The parking guidance system automatically controls the steering angle while the driver controls the gear position, brake and accelerator. Parallel parking is possible on either side of the car. During perpendicular parking, the vehicle is backed into the space and the system notifies you when the maneuver is complete.

REAR CROSS-PATH DETECTION⁵ TO BACK OUT WITH CONFIDENCE.

In parking lot situations, this available system warns you, when backing out of a parking space, of traffic moving toward your vehicle. It activates anytime you're in Reverse, notifying you of any vehicle crossing behind your vehicle via illuminated icons on the sideview mirror and with a driver-selected audible chime.

- Monitors the vehicle's blind spots and notifies the driver when another vehicle is present
- Uses dual wideband radar sensors located in the rear quarter panels
- Illuminates icons in the outside rearview mirrors and optionally chimes with turn signal (when driver selected)
- Notifies of vehicles crossing your path when the vehicle is in Reverse, backing out of a parking space

THE MOST IMPORTANT THING

8 AIR BAGS⁴


The eight standard air bags⁴ include front dual-stage air bags⁴ with adaptive venting technology, driver and passenger knee air bags⁴ as well as front seat-mounted side-impact air bags⁴. The side air bag⁴ inflatable curtains extend over front- and rear-seating rows.

Reactive head restraints¹⁴ in the front seating position are activated in rear crashes to help minimize neck injury.


Lightweight aluminum front cross member for added strength.

Innovative hollow front and rear stabilizer bars for flat cornering without the weight of solid bars.

McPherson strut front suspension with lightweight aluminum steering knuckles and control arms.



A VEHICLE CAN DO FOR YOU IS THE ONE THING IT MAY NEVER NEED TO DO.



Fully isolated rear cradle to reduce any potential noise, vibration and harshness (NVH) coming into the cabin from the road.

Three-point seatbelts in all five seating positions including front dual seatbelt pre-tensioners at the anchor and retractor positions.

Advanced multi-link twist-blade rear suspension, lightweight aluminum knuckles and spring links for optimum body control.

REAL STEEL INTEGRATION. The body frame strategically mixes and positions advanced high-strength steels where they are most needed. The result is a stiff overall structure that enables refined ride and handling, and a safety cage with outstanding occupant protection in the event of front, side or rear impacts.

ADVANCED MULTISTAGE AIR BAGS.⁴

Advanced multistage low-risk deployment driver and passenger-front air bags⁴ incorporate adaptive venting technology. Based on occupant size and the severity of the impact, vents within the air bag⁴ cushion are opened to ensure varying levels of air bag⁴ inflation. While two-vent systems are common, the system on the new 200 incorporates a third level that ensures optimal front air bag⁴ deployment for almost any size occupants.

SAFE & SECURE

IT'S CALLED **WORLD CLASS MANUFACTURING**

Think of time in the factory as a vehicle's formative years. The term World Class Manufacturing may be misleading because this is actually a universal benchmark. Imagine the world's most prestigious watch factory — it's called World Class Manufacturing, but it's actually the finest in the universe. Here is a behind-the-scenes glance at how the all-new Chrysler 200 is built.



LASER-WELDED ROOF SEAMS.

Laser-welding robots braze the roof to the vehicle, as well as a two-piece deck lid without visible seams or spot welds. The seamless result reduces wind noise and improves interior water resistance. Additionally, the process completely eliminates the need for plastic molded strips to cover up the welding, enhancing the sleek look of the 200.



THE STRONG PULL OF GRAVITY.

Using a rotating carrier that turns the vehicle upside down, assemblers have better access, accuracy and vision to seal underbody seams. Sealing is further enhanced as gravity takes over and pulls the sealant deeper into the seams.



VIRTUAL REALITY VEHICLE ASSEMBLY.

Each manufacturing process of the new 200 is designed in a virtual world before assembly stations are created. In the virtual environment workers are empowered to improve the process leading to the safest, highest quality and most efficient installation. This virtual reality vehicle assembly is used to not only help design the perfect installation process, but to also allow operators to train on their specific jobs before starting to assemble on a real vehicle.

FOR ONE REASON: BECAUSE IT IS.



UWE LIGHTS IN FINAL PAINT LINE.

The all-new Chrysler paint shop implements state-of-the-art UWE lights along the final paint review line. The lights automatically adjust their color and intensity based on the vehicle's paint color, to provide the best visibility contrast to evaluate any potential quality issues in the paint.



METROLOGY CENTER ENSURES PRECISE MEASUREMENT.


All supplier and production parts meet stringent analysis guidelines for the highest level of dimensional accuracy. Using 3D laser scanners, parts and assembly are constantly measured to ensure a perfect match.



VERTICAL BODY FRAMING STATION.

The framing process utilizes 18 robots working in unison in a single station to create a precise foundation for the body in the 200. To accomplish this task, roughly half of the robots are mounted upside-down from the ceiling. Robot-driven welding, adhesive and sealer application, as well as part movement and positioning enables approximately 3,800 consistently positioned spot welds in the body structure, over 110 feet of sealed seams, and over 230 feet of adhesive for critical joints. The robotic process eliminates the need for the wiping of sealant or adhesive that is more common with manual processes.






THE ALL-NEW PAINT SHOP: EVEN OUR ROBOTS WEAR LAB COATS.

ENVIRONMENTALLY-CONSCIOUS CHOICES ARE MADE A PRIORITY.

The all-new one million-square-foot paint shop is the first North American operation with a friction-drive-system conveyor. In lieu of a belt or chain, the conveyor pushes vehicles throughout the paint shop for reduced energy costs and a much quieter workplace, enabling better communication between operators. Additionally, by not using chain oil, the system enables reduced contamination to vehicle paint.

TRI-COAT PAINT – THREE TIMES MORE CHARMING AND DURABLE.

The all-new exterior paint finish, available on 200 Limited, 200S and 200C models, utilizes a specialty tri-coat application process. It combines a base coat, independent layer of pearlescent flake or mid-coat, and high-gloss clear coat. The result is a three-dimensional color appearance that delivers a deep shine combined with a suspended-flake appearance. Additionally, new paint application technologies implemented ensure the new 200 will exhibit a level of luster and appearance on par or better than virtually every other vehicle in the segment.



CLEAN AND CLEAR FOR THE BEST IN WEAR. Seals, coats, powders and paints an entire vehicle using state-of-the-art robotic systems. The enhanced clean-room environment provides outstanding paint, clear coat and consistency applications.


An advanced powder primer system is utilized to provide the best chip and durability performance compared to liquid primers. Using powder also allows for excess powder to be captured in the floor and recycled, equating to a 97% utilization rate and little waste. It is also the first facility in North America to use soy-based foam, instead of oil-based, to fill body cavities, which saves on weight and cost, as well as being renewable and environmentally friendly.



TO BE A BENCHMARK, YOU NEED A BENCH LIKE THIS.



TIGHT UNIFORMITY FOR UNIQUE SOUND AND SPACE CALIBRATION. Interior and exterior element-to-element gap and flush relationships that are unmatched in the segment are considered world class on the basis of Chrysler Group LLC's internal benchmarking measurements.



CRAFTED MATERIALS WITH PERFECT CHEMISTRY. A Center for Technical Vehicle Validation randomly pulls vehicles and runs quality assessments for both the vehicle engineering specifications and chemist-evaluated materials for properties and function, as well as visible paint, seams and gap quality.



DESIGNED, ENGINEERED AND BUILT IN MICHIGAN.

The all-new 2015 Chrysler 200 is the first vehicle to be made at the new Chrysler Group LLC World Class Manufacturing (WCM) plant in Sterling Heights, Michigan. By investing in the latest state-of-the-art assembly equipment, materials, technology and logistics combined with an all-new body shop, paint shop and quality control center, the result is 2 million square feet built to improve product quality. The factory employs more people to work with finer levels of detail and more robots and incorporates a Metrology Center that measure the precision of every part, to ensure that every Chrysler 200 has the best fit and finish, resulting in improved wind and water resistance for a quiet riding, quality vehicle. Each and every all-new 200 is designed, planned, engineered, built, inspected and tested above and beyond any standard and required process currently being followed throughout North America. All of this while using 62% less energy than the previous 200 production, as well as employing the most modern and environmentally responsible waste material and clean-energy operation processes.

WHEELS & ATTIRE

SELECT FEATURES	LX	LIMITED	200S	200C	200S AWD	200C AWD
DRIVETRAIN						
2.4L DOHC 16V VVT I-4	S	S	S	S		
3.6L 24V VVT V6			O	O	S	S
9-SPEED AUTOMATIC TRANSMISSION	S	S	S	S	S	S
FRONT-WHEEL DRIVE	S	S	S	S		
ALL-WHEEL DRIVE					S	S
INTERIOR						
PREMIUM CLOTH SEATS	S	S				
SPORT CLOTH SEATS WITH LEATHER BOLSTERS			S		S	
LEATHER-TRIMMED SEATS			O	S	O	S
HEATED SEATS		P	P	S	P	S
SATIN INTERIOR TRIM	S	S		S		S
BLACK CHROME INTERIOR TRIM			S		S	
POWER WINDOWS	S	S	S	S	S	S
STEERING-WHEEL CONTROLS	S	S	S	S	S	S
STEERING WHEEL, URETHANE	S	S				
STEERING WHEEL, LEATHER		P	S	S	S	S
STEERING WHEEL, HEATED			P	P	P	P
PADDLE SHIFTER			S	P	S	S
3.5-INCH ELECTRONIC VEHICLE INFORMATION CENTER (EVIC)	S	S	S		S	
7-INCH RECONFIGURABLE DRIVER INFORMATION DISPLAY (DID)			P	S	P	S
OUTSIDE TEMPERATURE DISPLAY	S	S	S	S	S	S
COMPASS		S	S	S	S	S
REARVIEW MIRROR WITH MICROPHONE		S	S	S	S	S
AUTO-DIMMING REARVIEW MIRROR		P	P	S	P	S
ILLUMINATED VANITY MIRROR		P	P	S	P	S
6-WAY MANUAL ADJUSTABLE DRIVER'S SEAT	S	S				
6-WAY MANUAL ADJUSTABLE PASSENGER SEAT	S	S				
12-WAY POWER ADJUSTABLE SEATS		P	S	S	S	S
SINGLE-ZONE TEMPERATURE CONTROL	S	S	S		S	
DUAL-ZONE TEMPERATURE CONTROL WITH REAR AIR CONDITIONING DUCTS		P	P	S	P	S
8 AIR BAGS ⁴	S	S	S	S	S	S
INTERIOR LED LIGHTING	S	S	S	S	S	S
FOOTWELL AMBIENT LIGHTING				S		S
ROTARY E-SHIFT	S	S	S	S	S	S
FRONT-CENTER SLIDING ARMREST WITH CUP HOLDERS	S	S	S	S	S	S
TIRE SERVICE KIT	S					
COMPACT SPARE TIRE		S	S	S	S	S
REAR SEAT WITH PASS-THROUGH	S	S	S	S	S	S
SECURITY ALARM	S	S	S	S	S	S
TIRE PRESSURE MONITORING DISPLAY	S	S	S	S	S	S
POWER ELECTRIC STEERING	S	S	S	S	S	S
12V POWER OUTLETS	S	S	S	S	S	S
REMOTE KEYLESS ENTRY WITH KEYLESS ENTER 'N GO™ PUSH-BUTTON START	S	S	S	S	S	S
REMOTE START		P	P	S	P	S
4 SPEAKERS	S					
6 SPEAKERS		S	S	S	S	S
BLUETOOTH®	O	S	S	S	S	S
SIRIUSXM® SATELLITE RADIO ²		P	S	S	S	S
UNIVERSAL GARAGE DOOR OPENER				S		S
UCONNECT® 3.0 AM/FM	S					
UCONNECT 5.0 AM/FM/BLUETOOTH	O	S	S	S	S	S
UCONNECT 8.4AN AM/FM/BLUETOOTH/NAV/VOICE			P	P	P	P

S = Standard. O = Optional. P = Package.

WHEELS & ATTIRES

SELECT FEATURES	LX	LIMITED	2005	200C	2005 AWD	200C AWD
EXTERIOR						
BI-FUNCTIONAL HALOGEN PROJECTOR HEADLAMPS	S					
BI-FUNCTIONAL HALOGEN PROJECTOR HEADLAMPS WITH LIGHT PIPE		S	S	S	S	S
PROJECTOR FOG LAMPS			S	S	S	S
LED TAILLAMPS WITH INCANDESCENT FUNCTIONS	S	S	S	S	S	S
TINTED WINDSHIELD	S	S	S	S	S	S
ACOUSTIC WINDSHIELD AND FRONT GLASS			S	S	S	S
SOLAR-CONTROL GLASS	S	S	S	S	S	S
HIDDEN EXHAUST	S	S		S		
DUAL EXHAUST			S	P	S	S
BODY-COLOR DOOR HANDLES	S	S	S		S	
BRIGHT DOOR HANDLES				S		S
BODY-COLOR MIRROR CAPS	S	S	S	S	S	S
POWER HEATED MIRRORS			S	S	S	S
BRIGHT CHROME ACCENTS	S	S		S		S
GLOSS BLACK ACCENTS			S		S	
LOWER GRILLE WITH CHROME SURROUND		S		S		S
REAR VALENCE WITH CHROME ACCENT		S		S		S
GLOSS BLACK GRILLE SURROUND			S		S	
SINGLE-PANE SUNROOF		O				
DUAL-PANE SUNROOF			O	O	O	O
BLIND SPOT MONITORING (BSM) ⁶ WITH REAR CROSS-PATH DETECTION ⁵			O	O	O	O
WHEELS						
17-INCH WHEEL COVER	S					
17-INCH TECH SILVER ALUMINUM		S				
18-INCH SATIN CARBON ALUMINUM			S		S	
17-INCH SATIN SILVER ALUMINUM				S		
18-INCH POLISHED ALUMINUM						S
18-INCH SATIN SILVER ALUMINUM		O				
19-INCH HYPER BLACK ALUMINUM			O		O	
19-INCH GRAY/POLISHED SPOKE ALUMINUM				O		O
PACKAGES						
CONVENIENCE GROUP – INCLUDES ILLUMINATED VANITY MIRRORS, POWER 8-WAY DRIVER SEAT, POWER 4-WAY DRIVER LUMBAR ADJUST, LEATHER-WRAPPED STEERING WHEEL, HEATED EXTERIOR MIRRORS, REAR CAMERA ⁵ AND SIRIUSXM [®] RADIO ²		O				
COMFORT GROUP – DUAL-ZONE TEMPERATURE CONTROL WITH HUMIDITY SENSOR, REAR AIR CONDITIONING DUCTS, HEATED SEATS, REMOTE START		O				
COMFORT GROUP – DUAL-ZONE TEMPERATURE CONTROL WITH HUMIDITY SENSOR, REAR AIR CONDITIONING DUCTS, HEATED SEATS, REMOTE START, FRONT AND REAR CLIMATE CONTROLS, REAR CAMERA ⁵ AUTO-DIMMING MIRROR, HEATED STEERING WHEEL, ILLUMINATED VANITY MIRRORS			O			
PREMIUM LIGHTING GROUP – PREMIUM LED FOG LAMPS, DEDICATED LED DAYTIME RUNNING LAMPS AND HID HEADLAMPS			O	O	O	O
SAFETYTEC™ PACKAGE – FRONT AND REAR PARK ASSIST ⁵ ADVANCED BRAKE ASSIST, ADAPTIVE CRUISE CONTROL (ACC) ⁹ WITH STOP AND GO, BLIND SPOT MONITORING ⁶ WITH REAR CROSS-PATH DETECTION ⁵ LANE DEPARTURE WARNING WITH LANE KEEP ASSIST (LDW) ¹³ AUTO HIGH-BEAM HEADLAMP CONTROL, RAIN-SENSING WIPERS, PARALLEL AND PERPENDICULAR PARK ASSIST ⁵				O		O
PREMIUM EDITION – HEATED 2-TONE PREMIUM LEATHER SEATS WITH MEMORY, REAL WOOD AND BRONZE CHROME ACCENTS				O		O
BLIND SPOT MONITORING ⁶ WITH REAR CROSS-PATH DETECTION ⁵			O		O	
3.6L V6			O	O		
NAV AND SOUND GROUP – 8.4-INCH TOUCHSCREEN WITH NAV, PREMIUM ALPINE [®] 506-WATT 10-SPEAKER SOUND SYSTEM, 7-INCH DRIVER INFORMATION DISPLAY (DID)			O		O	
NAV AND SOUND GROUP – 8.4-INCH TOUCHSCREEN WITH NAV, PREMIUM ALPINE 506-WATT 10-SPEAKER SOUND SYSTEM				O		O
LEATHER PACKAGE – PREMIUM LEATHER SEATS WITH HEATED AND VENTILATED FRONT SEATS, POWER PASSENGER SEAT			O		O	
5-INCH TOUCHSCREEN RADIO WITH BLUETOOTH [®] HANDS-FREE	O					

S = Standard. O = Optional. P = Package.



AUTHENTIC CHRYSLER ACCESSORIES

Give your all-new 2015 Chrysler 200 a unique and amplified edge with Authentic Chrysler Accessories from Mopar®. You can count on these quality-engineered parts and accessories to keep your Chrysler 200 as stunning as the day you bought it. For true, seamless fit and finish, exact color matches and high-quality materials, it's smart to choose Mopar for lasting style and endurance. In addition, your ownership experience is supported mile after mile with our expert technicians, Mopar Vehicle Protection™ plans, Express Lane Service for a quick oil change and the online Mopar Owner Connect® Web site (register at owners.chrysler.com).



VEHICLE IS SHOWN WITH GLOSS BLACK ROOF GRAPHIC AND GLOSS BLACK EXTERIOR MIRROR COVERS.

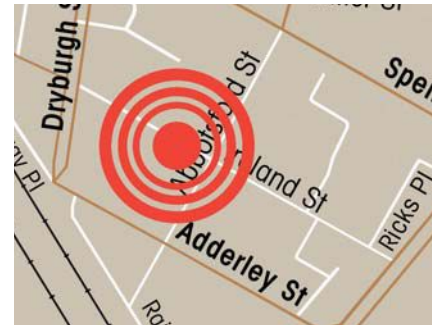


MOPAR CENTER CAPS

Show off your Chrysler 200 in authentic style. These shining chrome caps add a distinctive touch to your vehicle's wheels and feature the Mopar logo.

ELECTRONIC VEHICLE TRACKING SYSTEM (EVTS)

The Mopar EVTS utilizes a nationwide state-of-the-art GPS tracking system that works 24/7 to keep track of your vehicle. This full-service system provides everything you need to recover your vehicle in the event of a theft. Optional upgrade plans and additional features available.



VEHICLE FENDER BADGES

A little loyalty goes a long way and you can express yours with these solidly crafted emblems. Choose from several different nations, including: Mopar, USA, Canada or Italy/Mexico Tri-Color (not shown).

ROADSIDE SAFETY KIT

Designed to be a valuable asset in a roadside emergency. Kit includes safety flashlight, fleece blanket, six-gauge jumper cables, safety triangle, flat and Phillips screwdrivers, pliers, two bungee cords and gloves.



Visit your local Chrysler dealership or mopar.com for the latest Authentic Chrysler 200 Accessories.

THE CHRYSLER COLLECTION

Bring the Chrysler Brand style and distinction to your lifestyle in and out of your vehicle with authentic professional, active, travel and home accessories, apparel and gift cards for your favorite Chrysler enthusiast. You'll also wear your pride of ownership attitude on your sleeve when you boast one of the popular Imported from Detroit® garments. Shop the complete collection to show you know what earned luxury is all about at collection.chrysler.com and IFDstore.com



Women's Chrysler Tri-Blend Long Sleeve Hooded Pullover (Item# 10YKV)

Run or jog with this luxurious hooded pullover designed with your outdoor activities in mind. Available in navy heather. Made in the USA.

Chrysler 12oz. Hydration Vessel (Item# 10YVY)

This ergonomic hydration vessel encompasses the art of high style and the latest technology. Available in ice blue.



IFD Dog Tags (Item# 10GD2)

Custom pewter dog tags with die-cut eagle and map pattern on a 24" ball chain. Top tag has die cut eagle & laser etched Imported from Detroit logo; back tag has map of Detroit pattern etched. Arrives in velvet bag.



Chrysler Script MoMA Key Tag (Item# 10YL1)

A sleek and elegant key tag for the devoted Chrysler fan. Available in black/silver.

Women's Circle Scarf (Item# 10FE6)

A versatile infinity/continuous loop scarf that can be worn in many different ways. Imported from Detroit logo in repeat design throughout scarf. Available in black. Made in the USA.



Men's IFD Black T-Shirt (Item# 102YT)

Do you have the know-how that runs generations deep? Prove it with this exceptionally soft, hard-working tee. Available in black and sizes S-2XL. Made in the USA.

WARRANTIES

Chrysler vehicles are covered by a Chrysler Group LLC 3-Year or 36,000-Mile Basic Limited Warranty (excludes normal maintenance and wear items), as well as a 5-Year or 100,000-Mile Powertrain Limited Warranty that is fully transferable and includes Roadside Assistance Services: Flat Tire, Lockout, Towing, Out of Gas/Fuel Delivery and Battery Jump Assistance. Ask your dealer for details and a copy of these limited warranties.

AUTOMOBILITY

Chrysler Group LLC's Automobility program provides aftermarket reimbursement incentives on adaptive vehicle upfit equipment in order to help provide safe and reliable vehicle modifications to enhance accessibility for all people. For more information, call (800) 255-9877 or visit chryslerautomobility.com

SIRIUSXM® SATELLITE RADIO²

SiriusXM Satellite Radio² delivers over 150 channels, including commercial-free music, sports, news, talk, entertainment, traffic and weather. Factory-installed SiriusXM Satellite Radio² includes a one-year subscription. For more information, go to siriusxm.com

MOPAR OWNER CONNECT®

Your Chrysler vehicle ownership gives you the credentials to access a secure "owners-only" Web site. Once registered, you'll gain online access to your service records, extensive vehicle information and exclusive special offers. Owners are invited to register their Chrysler vehicle at moparownerconnect.com



Earn 3 points per \$1 on qualifying purchases made at Chrysler Group LLC dealerships, 2 points per \$1 on qualifying travel purchases, and 1 point per \$1 on qualifying purchases everywhere else with the new Chrysler® MasterCard®. Points may be redeemed at your local dealership for cash off your new or used vehicle, accessories, parts or service — including your next oil change. Or choose from hundreds of other rewards, including travel, cash back to your account, merchandise or gift cards.¹⁵ For more information or to apply, visit ChryslerCard.com

MOPAR VEHICLE PROTECTION™

This is the only extended protection backed by the manufacturer. Chrysler Group LLC stands behind Mopar Vehicle Protection with certified, factory-trained technicians, genuine Mopar parts and service at any dealership within the United States, Canada, Puerto Rico and Mexico. Be sure to ask for a Mopar Vehicle Protection plan at your dealership, call (800) 442-2666 or visit moparvehicleprotection.com

JOIN IN



Join fellow enthusiasts and tell your story by posting comments, participating in discussions, and sharing your Chrysler vehicle photos and videos. Join our community on Facebook (facebook.com/Chrysler), follow us on Twitter (twitter.com/Chrysler), Google+ (plus.google.com/+Chrysler), Instagram (instagram.com/Chrysler), Pinterest (pinterest.com/Chrysler) and check us out on YouTube (youtube.com/TheChryslerChannel). Thank you for following.

GO MOBILE



Take an engaging, multimedia tour of your 200 on your mobile device. Log on to the Chrysler.com mobile site for a comprehensive, at-a-glance review of what you need to know about your vehicle. Experience interactive demonstrations of the entire lineup, gaining access



to product information at your fingertips, wherever you go.



(1) Based on the latest available competitive information and the Chrysler Group LLC standard midsize sedan segment. (2) SiriusXM services require subscriptions, sold separately after the 12-month trial included with the new vehicle purchase. If you decide to continue your service at the end of your trial subscription, the plan you choose will automatically renew and bill at then-current rates until you call SiriusXM at 1-866-635-2349 to cancel. See SiriusXM Customer Agreement for complete terms at www.siriusxm.com. All fees and programming subject to change. Our satellite service is available only to those at least 18 and older in the 48 contiguous USA and D.C. Our Sirius satellite service is also available in PR (with coverage limitations). Our Internet radio service is available throughout our satellite service area and in AK and HI. © 2014 Sirius XM Radio Inc. Sirius, XM and all related marks and logos are trademarks of Sirius XM Radio Inc. Service available in Canada; see www.siriuscanada.ca. (3) Requires Uconnect Phone. (4) The Advanced Front Air Bags in this vehicle are certified to the new U.S. federal regulations for advanced air bags. Children 12 years old and younger should always ride buckled up in a rear seat. Infants in rear-facing child restraints should never ride in the front seat of a vehicle with a passenger front air bag. All occupants should always wear their lap and shoulder belts properly. (5) Always look before proceeding. An electronic drive aid is not a substitute for conscientious driving. Always be aware of your surroundings. (6) Always check visually for vehicles prior to changing lanes. (7) Chrysler Group estimated 24/36 mpg when equipped with 2.4-liter MultiAir Tigershark 2 engine and 9-speed automatic transmission. Final EPA mileage not available at time of publication. Use for comparison purposes only. (8) No system, no matter how sophisticated, can repeal the laws of physics or overcome careless driving actions. Performance is limited by available traction, which snow, ice and other conditions can affect. When the ESC warning lamp flashes, the driver needs to use less throttle and adapt speed and driving behavior to prevailing road conditions. Always drive carefully, consistent with conditions. Always wear your seat belt. (9) ACC is a driver convenience system, not a substitute for active driver involvement. The driver must remain aware of traffic conditions and be prepared to use brakes to avoid collisions. (10) The SiriusXM Travel Link data displays and individual product availability vary by vehicle hardware. Not all vehicles or devices are capable of receiving all Travel Link services offered by SiriusXM; Weather Forecast, Current Conditions may not be available in all locations; and features of individual systems will vary. Images shown are for representative purposes only and are not real products. For actual features and images of real products, consult the vehicle manufacturer. SiriusXM is not responsible for any errors or inaccuracies in the SiriusXM Travel Link services or their use. Our satellite service is available only to those at least 18 and older in the 48 contiguous U.S.A. and D.C. Our Sirius satellite service is also available in PR (with coverage limitations). Our Internet radio service is available throughout our satellite service area and in AK and HI. (11) Uconnect Web feature is not intended for use by the driver while the vehicle is in motion. Always drive carefully. Subscription required. (12) FCW system is solely an alert system for the front of the vehicle which does not take any actions to change vehicle dynamics to avoid a collision, not a substitute for active driver involvement. The driver must remain aware of traffic conditions and be prepared to use brakes to avoid collisions. (13) LDW is a driver convenience system, not a substitute for active driver involvement. The driver must remain aware of traffic conditions and be prepared to use brakes to avoid collisions. (14) Always sit properly with the head restraint properly adjusted. Never place anything in front of the head restraint. (15) MasterCard is a registered trademark of MasterCard International Incorporated. This card is issued by First Bankcard, a division of First National Bank of Omaha, pursuant to a license by MasterCard International Incorporated.

This brochure is a publication of Chrysler Group LLC. All product illustrations and specifications are based upon current information at the time of publication approval. Chrysler Group LLC reserves the right to make changes from time to time, without notice or obligation, in prices, specifications, colors, materials and to change or discontinue models, which are considered necessary to the purpose of product improvement or for reasons of design and/or marketing. Chrysler, the Chrysler wing design, Chrysler 200, Imported From Detroit, Mopar, Mopar Owner Connect, ParkSense, ParkView, Pentastar, Tigershark and Uconnect are registered trademarks and Keyless Enter™ in Go, Mopar Vehicle Protection and SafetyTec are trademarks of Chrysler Group LLC. MultiAir is a registered trademark of C.R.F. Società Consortile per Azioni, used under license by Chrysler Group LLC. Aha is a trademark of Harman International. Alpine and the Alpine logo are registered trademarks of Alpine Electronics, Inc. All rights reserved. Bluetooth is a registered trademark of Bluetooth SIG, Inc. Disney is a registered trademark of The Walt Disney Company. Eames is a registered trademark of Herman Miller, Inc. Facebook is a registered trademark of Facebook, Inc. iHeartRadio is a registered trademark of Clear Channel Broadcasting, Inc. Instagram is a registered trademark of Instagram, Inc. iPad, iPhone, iPod and iTunes are registered trademarks of Apple Inc. Pandora is a registered trademark of Pandora Media, Inc. All rights reserved. Pinterest is a registered trademark of Pinterest, Inc. Sirius, XM and all related marks and logos are trademarks of SiriusXM Radio Inc. Slacker Radio is a registered trademark of Slacker, Inc. The Twitter name, logo, Twitter T, Tweet and Twitter bird are trademarks of Twitter, Inc. in the United States and other countries. Yelp is a registered trademark of Yelp, Inc. YouTube, Google Play and Google+ are registered trademarks of Google Inc. © 2014 Chrysler Group LLC. All rights reserved.



200 LX

SELECT STANDARD EQUIPMENT

- 2.4L I-4 (184 hp/173 lb-ft)
- 9-speed automatic transmission
- Horizontal lower grille bars
- Active grille shutters
- Underbody aerodynamic panels
- Electronic Stability Control (ESC)³/Traction Control
- Electric power steering
- Bi-functional halogen projector headlamps (auto)
- 1-door and trunk passive entry/push-button start
- 17-inch steel wheels with covers
- Body-color door handles and mirrors
- Touring suspension
- Tire inflater kit
- 200 badge
- LED taillamps
- Hidden exhaust
- Rotary E-shift
- Unique pass-through
- Center console with sliding cup holder
- 3.5-inch Electronic Vehicle Information Center (EVIC)
- AM/FM stereo with 4 speakers
- Media center – USB, 12V outlet, aux jack
- Electric Park Brake with Safety Hold
- 8 air bags⁴
- Rear center armrest with storage
- Overhead console with sunglasses holder
- 6-way manual driver/passenger seat
- Urethane steering wheel
- Cruise and audio steering-wheel controls
- Driver's window one-touch down
- Interior LED lighting
- Tire pressure monitor



200 LIMITED

SELECT STANDARD EQUIPMENT OVER LX

- LED light pipe
- Lower grille with chrome surround
- 17-inch aluminum wheels
- Engine cover
- Rear fascia chrome accent
- Compact spare tire
- 5-inch touchscreen radio with Uconnect[®]
- 6 speakers
- Driver's/passenger window front one-touch up/down
- Floor mats
- Compass



200S (WITH AVAILABLE AWD)

SELECT STANDARD EQUIPMENT OVER LIMITED

- Optional 3.6L V6
- Fog lamps
- Black mesh lower grille
- Gloss Black accents
- Heated mirrors
- 18-inch Satin Carbon aluminum wheels
- Dual integrated exhaust
- Sport suspension
- 200S badge
- Power driver seat (8-way)
- Sport seating with leather bolsters
- Leather steering wheel with mounted paddle shifters
- Dark chrome accents
- Unique Blue-painted hydrographic interior trim
- Tire pressure monitoring display
- Acoustic windshield and door glass
- Satellite radio



200C (WITH AVAILABLE AWD)

SELECT STANDARD EQUIPMENT OVER LIMITED

- Optional 3.6L V6
- Lower grille with chrome surround
- Exterior mirrors with integrated turn signal
- Chrome door handles
- 2-door passive entry
- 17-inch aluminum wheels with bright finish (FWD)
- 18-inch aluminum wheels with polished finish (AWD)
- Rear fascia chrome accent
- 200C badge
- Remote start
- Heated front seats
- Satin chrome accents
- Reconfigurable 7-inch DID
- Dual-Zone ATC with rear-seat HVAC ducts
- Ambient LED interior lighting (footwell, door handle, map pocket, pass-through)
- Universal garage door opener
- Illuminated vanity mirrors
- Auto-dimming rearview mirror
- Back-up camera⁵



COLORS AND FABRICS

A TOTAL OF 10 CHRYSLER BRAND EXTERIOR COLORS ARE OFFERED ON THE NEW 200, FIVE OF WHICH ARE ALL-NEW FINISHES. ALL HAVE BEEN DEVELOPED AND SELECTED TO ACCENTUATE THE SURFACING OF THE NEW 200. EVERYTHING, INCLUDING HOW THE COLORS AND FINISHES APPEAR IN BRIGHT SUNLIGHT AND OVERCAST OR LOW-LIGHT CONDITIONS, WAS TAKEN INTO ACCOUNT. CHOOSE FROM TWO INTERIOR COLORS: BLACK AND BLACK/LINEN. SEATING IS OFFERED IN CLOTH, CLOTH/LEATHER OR FULL LEATHER SURFACES WITH PREMIUM STITCH WORK DEPENDING ON MODEL SELECTION.



	200 LX	200 LIMITED	200S	200C	200S AWD	200C AWD
BLACK CLOTH UPTOWN INSERT WITH SEDOSO BOLSTER	BLACK CLOTH UPTOWN INSERT WITH SEDOSO BOLSTER	BLACK CLOTH UPTOWN INSERT WITH SEDOSO BOLSTER	BLACK D-MESH INSERT WITH BLACK LEATHER BOLSTER AND AMBASSADOR BLUE ACCENTS	LINEN NAPPA LEATHER INSERT WITH LINEN LEATHER BOLSTER AND ACCENTS	BLACK D-MESH INSERT WITH BLACK LEATHER BOLSTER AND AMBASSADOR BLUE ACCENTS	BLACK D-MESH INSERT WITH BLACK LEATHER BOLSTER AND AMBASSADOR BLUE ACCENTS
LINEN CLOTH UPTOWN INSERT WITH SEDOSO BOLSTER	LINEN CLOTH UPTOWN INSERT WITH SEDOSO BOLSTER	LINEN CLOTH UPTOWN INSERT WITH SEDOSO BOLSTER	BLACK PERFORATED LEATHER INSERT WITH BLACK LEATHER BOLSTERS	BLACK NAPPA LEATHER INSERT WITH BLACK LEATHER BOLSTER AND ACCENTS	BLACK PERFORATED LEATHER INSERT WITH BLACK LEATHER BOLSTER AND ACCENTS	BLACK PERFORATED LEATHER INSERT WITH BLACK LEATHER BOLSTER AND ACCENTS
BILLET SILVER METALLIC				LINEN PERFORATED NAPPA LEATHER INSERT WITH LINEN LEATHER BOLSTER AND ACCENTS		
BRIGHT WHITE						
GLOSS BLACK						
GRANITE CRYSTAL METALLIC						
VELVET RED PEARL						
LUNAR WHITE TRI-COAT PEARL						
VIVID BLUE PEARL						
CRYSTAL BLUE PEARL						
CERAMIC BLUE						
LUXURY BROWN PEARL						

WHEELS

							
200 LX STANDARD 17 X 7-INCH STEEL W/COVER (WFU)	200 LIMITED STANDARD 17 X 7.5-INCH PAINTED TECH SILVER (WGW)	FWD 200C STANDARD 17 X 7.5-INCH CAST ALUMINUM SATIN SILVER (WFL)	200S STANDARD 18 X 8-INCH PAINTED SATIN CARBON (WPD)	200 LIMITED OPTIONAL 18 X 8-INCH PAINTED SATIN SILVER (WPB)	AWD 200C STANDARD 18 X 8-INCH POLISHED MID-GLOSS (WPC)	200C OPTIONAL 19 X 8-INCH POLISHED FACE W/TECH GRAY PAINTED POCKETS (WP9)	200S OPTIONAL 19 X 8-INCH FULLY PAINTED HYPER BLACK (WPX)

CHRYSLER



THE ALL-NEW 2015 CHRYSLER 200



Download the free Aurasma® mobile app at the iTunes App Store or Google Play to scan the specified images with your mobile device and bring the all-new 2015 Chrysler 200 to life. Subscribe to the Chrysler 2015 Aurasma channel to activate or go to Chrysler2015.com

74-383-2510

Chrysler is a registered trademark of Chrysler Group LLC.