

'83 DODGE 600



America's Driving Machine

The All-New Dodge 600. America's Midsize Driving Machine.

The American road belongs to Americans once again. Dodge's advanced front-wheel drive technology once again leads the United States automotive industry into a new era of highly efficient motoring without sacrificing traditional American driving principles.

The 1983 Dodge 600 offers the desirable combination of six-passenger roominess, riding comfort, superb styling, and outstanding efficiency.

Its strikingly handsome body rests on a 103-inch wheelbase to offer excellent overall interior roominess, a spacious rear seat, and a deep, 17-cubic-foot trunk. Dodge 600 is available in the base four-door sedan model

or the Dodge 600 ES... a "Euro/Sport" touring car that makes an unmistakable sporty impression.

And Chrysler Corporation feels so confident about its quality procedures that upon expiration of the normal 12-month/12,000-mile new vehicle limited warranty, limited warranty coverage is extended on power train components, including engine, transaxle, and axle—plus outer panel rust-through protection—to five years/50,000 miles, whichever comes first. A deductible applies. See your dealer for details.

Come experience the Dodge 600 driving machine, shown here in Crimson Red.



ABOUT THIS CATALOG. We have tried to make this catalog as complete as possible. And we hope you find it useful. However, since the time of printing, some of the information you'll find here may have been updated. Your dealer has details, and you should ask him for current information before ordering.

Some of the equipment shown or described throughout this catalog is available at extra cost.



Dodge 600 ES, shown in Bright Silver Crystal coat.

Dodge 600 ES. A car built to be driven, designed to be enjoyed.

Go ahead. Take the wheel. This driving machine begs to be driven. Its distinctive appearance tells you that this is a very special touring car; one that captures an obvious sporty flavor while maintaining the efficiency and handling integrity of front-wheel drive advanced technology.

Its appearance produces a distinct image with import-like blackout exterior treatment that includes black moldings, outside mirrors, body-side and deck lid stripes, door frames, and outside door handle inserts.

Inside there are cloth-and-vinyl high-back bucket seats with integral head restraints and reclining seatbacks, center console with freestanding center armrest, and a distinctive sport steering wheel.

Turn the key, and the standard Electronic Voice Alert System will politely tell you that all monitored systems are okay. Or it will alert you to ten different conditions including parking brake on, door ajar, low fuel, and seat belts unfastened.

Underneath that beautifully sculptured hood is a dependable and gutsy 2.2-liter Trans-4 engine. Designed especially for front-wheel drive performance, this proven engine combined with the standard floor-mounted five-speed manual transaxle turns the Dodge 600 ES into a viable and exciting driving machine.

Your driving experience in Dodge 600 ES is further enhanced with the standard Sport Handling Suspension Package. It includes larger front and rear sway bars, higher control front and rear shocks, firm-feel power steering gear with quicker ratio, and steel-belted radial Goodyear Eagle GT tires.

Go on. Drive it for all it's worth.



Dodge 600 ES instrument panel with standard sport steering wheel shown in Silver.



Dodge 600 ES interior, shown with Silver cloth-and-vinyl high-back reclining bucket seats.

Dodge 600.
Unquestionably the right car
at the right time.

The new Dodge 600 is here to dispel the myth that energy efficiency is not compatible with regular-size car styling.

It's immediately obvious that Dodge 600 is a new kind of car. Its size doesn't sacrifice the amenities of contemporary design. Its luxury grille and sculptured hood are distinctive. Dual rectangular halogen

headlamps and bumper-mounted park and turn lamps add to its appearance. But above all, Dodge 600 is a driving machine that adds a new dimension to family-size-car motoring.

Dodge 600's ride and handling are smooth and precise. Standard precision control suspension with Iso-Strut coil springs up front and flex arm beam axle at the rear soaks up road shocks. Power steering is standard, as are power brakes. Standard ride control steel-belted radial ply tires and a

quiet Sound Control Package add to your driving enjoyment.

But the real enjoyment of this full-size driving machine is in its outstanding fuel economy. With standard 2.2-liter Trans-4 engine and three-speed automatic transaxle, Dodge 600 is rated at **24** EPA EST MPG;* 32 estimated highway.

Add to this economy standard features such as an electric fuel filler door release, a fuel filler cap tether to eliminate loss at the pump, dual outside bright mirrors, and

an electric deck lid release, and you'll see why we say that Dodge 600 is the right car at the right time.

Isn't it time to come back to the American road again in style and comfort and with the economy you desire? The place to start is at your Dodge dealer. The car to drive is the new Dodge 600.

*Use EPA EST MPG numbers for comparison. Your mileage may differ depending upon speed, weather, and trip length. Actual highway mileage will probably be lower than highway estimate. California mileage: **24** EPA EST MPG; 32 estimated highway.



Dodge 600, shown in Sable Brown/Beige Crystal Coat.



Dodge 600, shown in Glacier Blue Crystal Coat.



At Last, An Environment That Treats All Six Passengers As Individuals.

Ready to slip into something comfortable? Sample Dodge 600's luxurious interior setting.

The first thing you'll notice is interior roominess that was thoroughly designed with six full-size adults in mind. Dodge 600's EPA Interior Volume Index is recorded at 114.2 cubic feet.* Here driving comfort is not just for the driver alone.

The handsome standard cloth-and-vinyl bench seat with folding center armrest and adjustable head restraints is specially contoured and padded for comfort. Padded door trim panels featuring cloth and carpet inserts, woodtone bezels, full-length armrests, pull straps, and courtesy lamps are also standard.

Thick cut pile carpeting abounds throughout. Even the trunk is fully carpeted. Color-keyed seat belts complement the interior ensemble. Digital electronic clock and AM radio are both standard. So, too, are the luxury steering wheel and Light Package (see page 13).

A new optical horn on the multi-function control lever allows you to blink your lights while passing with just a touch of your hand.

Standard seating on Dodge 600 is cloth-and-vinyl bench with center armrest. Standard on Dodge 600 ES are cloth-and-vinyl high-back buckets. Optional all-vinyl bench seat with center armrest, and cloth-and-vinyl 50/50 seats with dual armrests are available on Dodge 600.

We invite you to compare Dodge 600 feature-to-feature with any car in its class.

*SAE standard HSJ1100a.

Driving Excellence Engineered In.

Design has a lot to do with the sophisticated formula that makes front-wheel drive technology work so well in the 1983 Dodge 600. Not just make-it-look-nice styling, but aerodynamic styling that uses the flow of the air to hold the car to the road while maximizing engine power and fuel efficiency. The result is that Dodge 600 has the ability to cruise at 50 miles per hour while using only 14.1 of its 94 horsepower.

Chrysler Corporation was the first American manufacturer to build fuel-efficient front-wheel drive cars. This expertise is now reflected in the new Dodge 600. The engine is mounted transversely under the hood to allow more space for passengers. There's no transmission or drive shaft tunnel to intrude into the passenger area.

With the engine directly over the drive wheels, its weight is situated exactly where it will do the best job on slippery surfaces.

Improvements have been made by Chrysler to the 2.2-liter engine for 1983. It is more powerful, more fuel efficient than last year's model. Horsepower and torque have been improved. The intake manifold and intake and exhaust valves have been redesigned.

The bumper system has been engineered to exceed federal regulations while blending in with Dodge 600's sleek styling.

Dodge 600 features the precise control afforded by power-assisted rack-and-pinion steering. The steering column is, of course, energy-absorbing for safety.

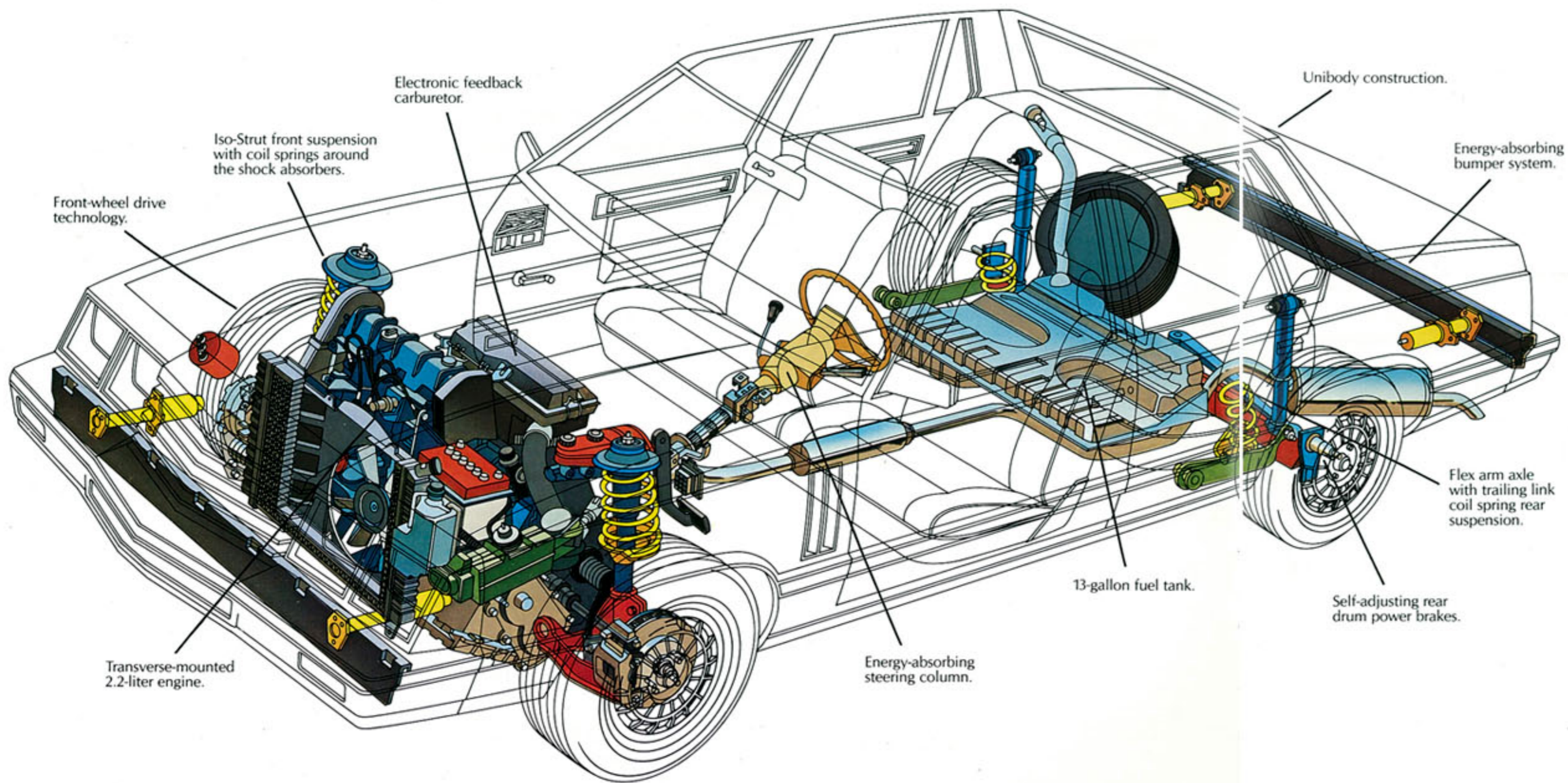
Iso-Strut front suspension with linkless sway bar is standard. The rear suspension utilizes a flex arm beam axle with trailing links and coil springs. These work in harmony to provide a balanced ride, good control characteristics, and excellent directional stability.

Chrysler's power brakes have been

improved for 1983. The front disc brakes have larger rotor and caliper assemblies. Rear drum brakes are now self-adjusting.

A new transaxle is available on Dodge 600 ES, with five speeds for better fuel economy and a more precise application of engine power to driving conditions. A fifth overdrive gear helps save fuel on long trips.

Quality is the key ingredient in Chrysler's formula for success. Consistent quality. Thorough quality. The unitized body is fabricated with the extensive use of galvanized sheet metal, one of the best known methods of corrosion protection, and pre-coated steel in critical



improved for 1983. The front disc brakes have larger rotor and caliper assemblies. Rear drum brakes are now self-adjusting.

A new transaxle is available on Dodge 600 ES, with five speeds for better fuel economy and a more precise application of engine power to driving conditions. A fifth overdrive gear helps save fuel on long trips.

Quality is the key ingredient in Chrysler's formula for success. Consistent quality. Thorough quality.

The unitized body is fabricated with the extensive use of galvanized sheet metal, one of the best known methods of corrosion protection, and pre-coated steel in critical

materials and components to make sure they meet Chrysler's exacting standards before they are used. After assembly, all components are thoroughly inspected. So are fit and finish.

The result is a car with true six-passenger comfort, adequate power and passing ability, elegant interior and exterior appointments, and distinctive styling... all combined with front-wheel drive high technology.

Size up the new Dodge 600 for yourself. Check the quality. We know you'll find it high because we've already checked it—many times.

Dodge 600 Options. For your individual taste.

A. Electronically Tuned AM/FM Stereo Radio with Cassette Player. Precise solid state tuning without fade or drift. Fluorescent digital display, and a memory system that stores five stations at a time in both AM and FM modes. Available with or without cassette tape player with Dolby* sound.

*Dolby is a trademark of Dolby Laboratories.

B. Air Conditioning with Bi-Level Ventilation. New bi-level ventilation improves the flow of cool, clean air throughout the passenger compartment, helping to provide more even temperatures and reducing cold drafts.

C. Electronic Travel Computer Cluster. A digital display that supplies pertinent trip data at the touch of a finger. Includes fuel range and present mpg rate, trip odometer, average speed since reset, date, time, and a U.S./metric unit selector.

D. Wheel Covers. A distinct appearance can be added with 14-inch wire wheel covers (not available on Dodge 600 ES), or your choice of 14-inch aluminum road wheels (standard on Dodge 600 ES).



E. Automatic Speed Control. Makes highway driving a breeze, and will also help you save gas on long drives. Control is conveniently mounted on the standard steering column multifunction control lever.

F. Power Door Locks/Window Controls. Quick convenience and security at your fingertips. Control the locking of all doors, and raise or lower windows with instantly available switches.

G. Power Remote Outside Mirrors. Electric power-controlled bright chrome dual outside mirrors. Easy to adjust from passenger compartment for added driving safety. (Power-controlled black mirrors are standard on Dodge 600 ES.)

H. Rear Window Defroster. Helps eliminate the need for scraping snow and ice. Reduces driving hazards and improves rear vision.

I. Leather-Wrapped Steering Wheel. Adds a touch of class and comfort to your driving pleasure.



Standard Features

	DODGE 600	DODGE 600 ES
ALTERNATOR—60-ampere	S	S
ARMRESTS—Door	S	S
ASH RECEIVERS	S	S
BATTERY—370-ampere; maintenance-free	S	S
BATTERY TEST INDICATOR	S	S
BRAKES—Power, dual diagonal; disc front; drum rear	S	S
BUMPER RUB STRIPS—Black	NA	S
BUMPERS—Energy-absorbing	S	S
CARBURETOR—Electronic feedback	S	S
CARPETING—Passenger compartment	S	S
CHIMES—Warning: key-in-ignition, seat belt warning, headlamps on	S	NA
CIGARETTE LIGHTER	S	S
CLEANER AIR SYSTEM	S	S
CLOCK—Electronic digital	S	S
CLUTCH—With automatic free-play adjuster	NA	S
COAT HOOKS	S	S
COMPUTER—Combustion; electronic	S	S
CONSOLE—Shift lever	NA	S
CONTROL SYMBOLS—International (ISO)	S	S
COOLANT OVERFLOW RESERVOIR	S	S
CORROSION PROTECTION—Extensive use of galvanized steel	S	S
DECK LID POWER RELEASE	S	S
DIRECTIONAL SIGNALS—With lane-change feature	S	S
DOOR RELEASE HANDLE—Interior: easy-open with integral rocker type lock/unlock system	S	S
ELECTRONIC IGNITION AND VOLTAGE REGULATOR	S	S
ELECTRONIC VOICE ALERT SYSTEM—Audibly announces: key in ignition, headlamps on, fasten seat belts, door ajar, low washer fluid, parking brake on, low fuel, low engine oil pressure, engine overheating, electrical system malfunction, all monitored systems all right	E	S
ENGINE—Four-cylinder 2.2-liter Trans-4	S	S
ENGINE COOLING FAN—Electric	S	S
FLASHERS—Hazard warning	S	S
FUEL FILLER DOOR—With lock and power release	S	S
FUEL TANK—13-gallon	S	S
HEADLAMPS—Halogen: rectangular; high and low beam	S	S
HEADLINER—Cloth-covered; color-keyed	S	S
HEATER AND DEFROSTER	S	S
HOOD—Counterbalanced	S	S
HOOD—Insulation pad	S	S
HOOD ORNAMENT—Open fret Pentastar	S	S

	DODGE 600	DODGE 600 ES
HOOD RELEASE—Inside	S	S
HORN—Pass/flash system	S	S
HORNS—Dual	S	S
INSTRUMENT PANEL—Brushed finish cluster with two-tone woodtone treatment	S	S
INSTRUMENT PANEL—Message center alerts: low washer fluid, low fuel, trunk ajar, door ajar	S	S
INSTRUMENT PANEL—Padded	S	S
INSULATION—Body sound; special	S	S
LIGHTS—Ash receiver, dome/reading, glove box, ignition switch (with time delay); parking brake warning, side marker with reflectors; trunk, underhood	S	S
LOCK—Glove box	S	S
MIRRORS—Inside, rearview day/night	S	S
MIRRORS—Outside, dual manual; chrome	S	NA
MIRRORS—Outside, power adjustable control; black	NA	S
MOLDINGS—Backlight, windshield, belt, upper door frames, quarter windows	Bright	Black
MOLDINGS—Drip rail, lower deck lid; bright	S	S
RADIO—AM (may be deleted for credit on factory orders)	S	S
SUSPENSION—Front: Iso-Strut with coil springs around the shock absorbers, linkless sway bar; rear: flex arm beam axle with trailing link coil springs and premium shock absorbers	S	S
SUSPENSION—Sport/handling	E	S
TAILLAMP—Full-width	S	S
TIRE—Spare: compact, high-pressure	S	S
TIRES—P185/70R14 steel-belted radial raised black letter	NA	S
TIRES—P185/R70R14 performance steel-belted radial wide white sidewall	S	NA
TRANSAXLE—Five-speed manual	NA	S
TRANSAXLE—Three-speed automatic	S	E
VENTILATION SYSTEM—Upper level; forced, four outlets	S	S
WHEEL COVERS—Luxury	S	NA
WHEELS—Road type: aluminum	E	S
WINDSHIELD WIPERS AND WASHERS—Two-speed; electric	S	S
WIPER SYSTEM—Concealed	S	S

S—Standard. E—Extra-cost option. NA—Not available.

All product illustrations and specifications are based on authorized information. Although descriptions are believed correct at publication approval, accuracy cannot be guaranteed. Chrysler Corporation reserves the right to make changes from time to time, without notice or obligation, in prices, specifications, colors and materials, and to change or discontinue models. See your dealer for the latest information.

Protection Group

- Lower body vinyl protective coating
- Protective door edge moldings
- Bumper guards, front and rear

Optional Equipment

Certain models, packages, and options are subject to specific restrictions, requirements, and late availability. Consult your dealer for current ordering information.

- Air Conditioning—Bi-level (see Engine Cooling)
- Battery—500-amp maintenance-free: heavy-duty
- Bumper Guards—Front and rear
- Coating—Lower body: protective vinyl
- Computer Cluster—Travel: electronic
- Defroster—Rear window: electrically heated (required at extra cost in New York state)
- Electronic Voice Alert System—Audibly announces: key-in-ignition, headlights on, fasten seat belts, door ajar, low washer fluid, parking brake on, low fuel, low engine oil pressure, engine overheating, electrical system malfunction, all monitored systems all right (standard on Dodge 600 ES)
- Emission Controls—California (required at extra cost on all vehicles registered in California)
- Emissions Controls—High-altitude (2.2-liter engine only)
- Engine—2.6-liter (automatic transaxle required at extra cost on Dodge 600 ES)
- Engine Cooling—Recommended for vehicles to be equipped with field-installed air conditioning (see your dealer for details)
- Glass—Tinted: all windows
- Lamps—Cornering
- Mats—Floor; front and rear: color-keyed

Mirrors

- Inside—Vanity, right visor: illuminated
- Outside—Dual power remote control: chrome (not available on Dodge 600 ES)
- Outside—Dual remote control: chrome (not available on Dodge 600 ES)

Power

- Door Locks
- Seat—Left bucket or bench (bench seat requires automatic transaxle)
- Windows

Radios

- AM/FM/MX—Digital: electronically tuned
- AM/FM/MX—Digital: electronically tuned with cassette player with Dolby® sound system
- AM/FM/MX—Manually tuned
- Premium Speaker Package—Electronically tuned radio
- Premium Speaker Package—Manually tuned radio
- Seat—Center armrest bench: vinyl (not available on Dodge 600 ES)
- Seat—50/50 dual armrest, reclining back: cloth-and-vinyl (not available on Dodge 600 ES)
- Spare Tire—Conventional
- Speed Control—Automatic (deluxe windshield wipers required)
- Steering Column—Tilt (deluxe windshield wipers required)
- Steering Wheel—Luxury two-spoke: leather-wrapped
- Stripes—Upper body and lower deck lid (standard on Dodge 600 ES)
- Suspension—Sport/handling (standard on Dodge 600 ES)
- Transaxle—TorqueLite automatic: wide-ratio three-speed (standard on Dodge 600)
- Trunk Dress-Up
- Undercoating
- Wheel Covers—14-inch wire: four (not available on Dodge 600 ES)
- Wheels—14-inch cast aluminum: four (standard on Dodge 600 ES)
- Windshield Wipers—Deluxe: intermittent

*Dolby is a trademark of Dolby Laboratories.

Interior Trim



Standard Dodge 600 Interior—Cloth-and-vinyl center armrest bench seat with adjustable head restraints, folding center armrest, and cloth-covered door trim panels (not available on Dodge 600 ES model). Available in Blue, Silver, Red, Beige.



Standard Dodge 600 ES Interior—High-back cloth-and-vinyl bucket seats with integral head restraints and reclining seatbacks (not available on standard Dodge 600 model). Center console and free-standing armrests included. Offered in Blue, Silver, Red, Brown.



Optional Dodge 600 Interior—All-vinyl center armrest bench seat with adjustable head restraints. Offered in Silver, Red, Beige.



Optional Dodge 600 Interior—Cloth-and-vinyl 50/50 seat with dual armrests and seatback recliners, center console with seat controls, and seatback pockets (not available on Dodge 600 ES model). Offered in Blue, Silver, Red, Beige, Brown.

Optional Packages

Two-Tone Paint Package

(Not available on Dodge 600 ES)

- Two-tone paint: Sable Brown/Beige Crystal Coat; Nightwatch Blue/Glacier Blue Crystal Coat; Black/Silver Crystal Coat
- Body-side paint color break tape stripe

Dodge for 1983



COLT



CHALLENGER



OMNI



CHARGER



ARIES



DODGE 400



MIRADA



DIPLOMAT



RAM 50



RAMPAGE



RAM WAGON



RAMCHARGER

Dodge 600 Exterior Colors




Crimson Red



Glacier Blue Crystal Coat



Pearl White*



Sable Brown*



Black*



Beige Crystal Coat



Charcoal Metallic



Nightwatch Blue Crystal Coat*



Bright Silver Crystal Coat

*Not available on Dodge 600 ES. All colors available on Dodge 600.

TWO-TONE PACKAGES



Sable Brown/Beige Crystal Coat



Nightwatch Blue/Glacier Blue Crystal Coat



Black/Silver Crystal Coat

NOTE: Due to occasional printing irregularities, the colors shown may vary slightly from actual hues. See your Dodge dealer for accurate color chips.

Dimensions, Weight and Capacity

LENGTH:	187.2" ¹	CURB WEIGHT: 600	2,584 lbs
WIDTH:	68.0"	600 ES	2,564 lbs
HEIGHT:	53.9"	TREAD (FRONT/REAR):	57.6"/57.0"
WHEELBASE:	102.9"	CARGO CAPACITY (EST):	17.0 cu ft
TURNING DIAMETER:	35'6"	PASSENGER CAPACITY:	6
		FUEL CAPACITY:	13 gal

¹Includes optional bumper guards.

Engines and Transaxles

Type	Displacement	Bore & Stroke	Compression Ratio	Horsepower		Torque	Transaxle Availability
				SAE Net & RPM			
FEDERAL AND CALIFORNIA	2.2-liter (135 CID)	3.44 x 3.62	8.5:1	94 hp @ 4,800	117 lb-ft @ 3,200		S—Manual (2.57 OTGR) O—Automatic (2.78 OTGR)
FEDERAL AND CALIFORNIA	2.6-liter (156 CID)	3.59 x 3.86	8.2:1	93 hp @ 4,500	135 lb-ft @ 2,500		S—Automatic (3.02 OTGR)

OTGR—Overall top gear ratio.

Standard Safety Features

- Safety-Rim wheels • Combination lap-shoulder belts for the driver and right front passenger, and lap belts for all other passengers • Seat belt reminder system
- Energy-absorbing steering wheel • Dual braking system with separate brake fluid reservoirs in the master cylinder • Brake fluid pressure loss warning light (also serves as indicator when parking brake is applied)
- Hazard warning flasher system • Turn signals with lane-change feature • Electronic ignition • Backup lights • Energy-absorbing sun visors • Front seat head restraints • Energy-absorbing front seatbacks
- Inside and outside rearview mirrors • Side marker lights and reflectors • Seatback latches on folding seats • Fade-resistant front disc brakes • Electric windshield washers and wipers • Ignition and steering column lock • Anti-theft trunk lock
- Headlamp and wiper circuit breakers with automatic reset • Key-left-in-ignition warning • Non-override door locks (except driver's door) • Resilient window crank knobs • Side door beams • Dual throttle return springs • Interlocking door latches
- Recessed inside door release handles • Rotary glove box latch • Reinforced windshield header and roof • Glare reduction measures for windshield wipers, instrument panel, and steering wheel
- Double ball-joint rearview mirror mount

Optional 5/50 Protection Plan Coverage

Chrysler Corporation offers a 5/50 "Added Coverage" Service Contract for your new Dodge 600 which provides protection against rising service and parts costs for specified major repairs not included in the 5/50 limited warranty.

Coverage starts on the specified components in the plan after your vehicle's "basic" 12-month/12,000-mile limited warranty expires on these components and continues for five years or 50,000 miles (whichever occurs first) from the vehicle's original warranty start date. A deductible applies. The plan provides an allowance for alternate transportation and towing.

Ask your dealer for complete details.

Consider Leasing From the Leasing Professionals

In these days of tight money and high interest rates more consumers are considering leasing as an alternative to buying. Leasing a new Dodge 600 usually eliminates large down payments and often results in lower monthly payments because you're paying only for that portion of the car life under the leasing agreement.

Leasing could be right for you, and the more you learn about it the more likely you are to consider it seriously. If leasing sounds like a sensible solution to your transportation needs, talk it over with us—your leasing professionals.



A PRODUCT OF
THE NEW CHRYSLER
CORPORATION

MOPAR parts are engineered by Chrysler Corporation for use in your new Dodge 600. When replacement is necessary, be sure to specify MOPAR parts. Used by professional mechanics all over the world.