

1984

COLT AND COLT VISTA



IMPORTED FOR PLYMOUTH. BUILT BY MITSUBISHI MOTORS CORPORATION.

COLT. THE MOST ECONOMICAL EXCITEMENT YOU CAN DRIVE.

Colt is a car America has come to count on...for value, efficiency, dependability, and the sheer enjoyment of driving.

For 1984, Colt offers a dramatically varied lineup of economical cars designed to meet the broadest range of America's driving demands and desires.

With the 1984 introduction of Colt

GTS and Colt GTS-Turbo—Colt, the economical car, becomes Colt, the excitement car.

The pace of driving-for-fun quickens in 1984 with the GTS-Turbo, Colt's sporty new leader of the pack. Its turbocharged 1.6-liter engine, with ECI fuel injection, Special Suspension

Package with gas-filled front shocks, aerodynamic spoiler and special tires make it one of the best performing econosports available.

If you want the gusto of sporty appearance but not the guts of a turbo, slip into Colt GTS. It sports such roadworthy standard features as

tachometer and Rallye Handling Package. And it's powered by a 1.4-liter overhead cam four-cylinder MCA-JET engine (standard for all Colt models). Mated with Colt's Twin-Stick transaxle, it provides an efficient [37] EPA EST MPG, 48 estimated highway.*

For family fun, Colt offers a new

seven-passenger compact station wagon, Colt Vista. The practical solution to the high cost of going, Vista with standard 2.0-liter engine and optional (at no cost) five-speed transaxle, delivers [28] EPA EST MPG, 40 estimated highway*...as practical a way as you'll find to put the entire family on the road.

Sensibility begins with the 1984 Colt E three- and five-door hatchbacks. Both offer five-passenger comfort. And the handy hatch liftgate offers a surprising 24.2 cubic feet of cargo carrying area in the five-door, 22.9 cubic feet in the three-door, with rear seat-backs lowered.

Colt E (as in Economy) offers an enviable [41] EPA EST MPG, 53 estimated highway.* And Colt DL (as in Deluxe) offers well-appointed value. The DL three- and five-door hatchbacks feature velour door trim inserts, all-around tinted glass, child-guard rear door locks on the five-door model, and

wide protective side moldings. Sport buff or economy bug—Colt is your car.

*Use EPA EST MPG numbers for comparison. Your mileage may differ depending upon speed, weather and trip length. Actual highway mileage will probably be lower than highway estimate. California mileage differs. See your dealer for details.



About this catalog. We have tried to make this catalog as complete as possible, and we hope you will find it useful. However, since the time of printing, some of the information you'll find here may have been updated. Your dealer has details, and you should ask him for current information before ordering.

Some of the equipment shown or described throughout this catalog is available at extra cost.

Colt DL five-door shown in Medium Blue Metallic.

Colt E five-door shown in Dark Red Metallic.

Colt GTS-Turbo shown in White.

Colt E three-door shown in Silver Metallic.

Colt Vista Wagon shown in Silver/Charcoal Metallic.

COLT GTS ENGINEERING IN THE JAPANESE TRADITION.

Colt GTS and GTS-Turbo, imported for Plymouth, are the direct descendants of a family of cars honored around the world for their advanced technology. Japan's tradition of hi-tech engineering has no better example than Mitsubishi Motors Corporation, the Japanese auto manufacturer that builds Colt for Plymouth.

Colt GTS evolved from the Japanese automaker's penchant for performance and eye for economy. It incorporates all

the efficient features that have consistently placed Colt among America's fuel economy leaders.

You may boast about the practicality of your Colt GTS, but the real boost will come from its sporty appearance and fun feel. GTS doesn't just look sporty. With its special sport suspension, Twin-Stick transaxle, tachometer, aerodynamic ground effects sill treatment and air dam...it acts sporty.



Colt GTS, shown in White.

1984 Colt GTS Three-Door Hatchback

1.4-liter overhead cam four-cylinder MCA-JET engine

Front-wheel drive with transverse-mounted engine and 4x2 Twin-Stick manual transaxle featuring "power" and "economy" modes.

Single dry-plate mechanical actuator clutch

Cloth-and-vinyl dual reclining front bucket seats


Tinted glass all around

GTS decals

Black upper door and quarter window moldings

B-pillar blackout

Rear window defroster



Front air dam

Hexagonal textured black grille with black bumpers

Front gas shocks

Dual diagonal brake system

Rack-and-pinion steering

Ground effect sill treatment

Power ventilated front disc brakes

P175/70R13 steel-belted radial black sidewall tires on black styled steel wheels; wheel trim rings

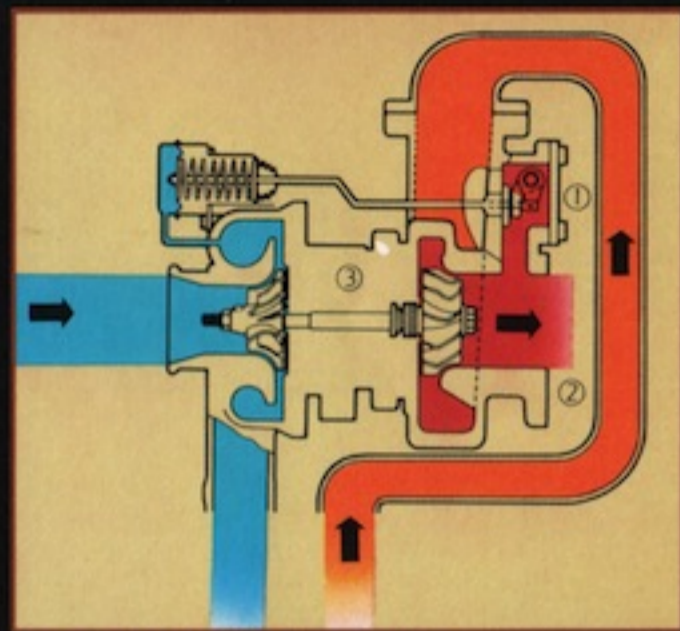
Power rear drum brakes

Solid front and rear sway bars

Non-linear high control front and rear springs

COLT GTS-TURBO. DON'T STEP ON THE GAS UNLESS YOU REALLY MEAN IT.

The Colt GTS-Turbo puts sports car flair and performance into one of the world's most sensible and efficient cars.




Mitsubishi Turbo Engine

The 1.6-liter turbocharged engine is built for power and speed, to be sure, but it's also engineered for efficiency and economy.

Its TC04 turbocharger (see diagram above), provided by Mitsubishi Heavy Industries, supplies a powerful boost and added performance to a power plant that was already a model of efficiency—Mitsubishi's MCA-JET engine, in which a "jet" of air is injected into the combustion chamber, creating a fuel/air swirl that burns more completely, evenly and efficiently.

Compact and low in mass, the turbocharger builds rpm rapidly, with the turbo power boost coming on at about 2,000 rpm. To prevent engine damage that could be caused by excessive pressure of the turbo's powerful surge, a release valve, called a waste gate(1), prevents pressure from exceed-



Turbine impeller.

ing 7½ psi by passing excess boost gasses directly into the exhaust system(2). The waste gate maintains the power of the turbo boost at a high, but safe, pressure level at relatively low engine speeds.

Turbine Impeller

Turbo power is provided by one of the world's smallest turbine impellers(3). Key to the high strength needed in the impeller is a precision process for molding the turbine blades from a lightweight, superheat-resistant alloy. This process allows the turbine impeller to withstand a maximum allowable speed of 190,000 rpm.

ECI Fuel Injection

ECI (Electronically Controlled Fuel



Colt GTS-Turbo, shown in Bright Red.

Injection) system is controlled by a microcomputer that uses ultrasonic pulses to measure air flow precisely and continuously adjust the air/fuel ratio eliminating variations and improving performance and efficiency.

The radical new design of the twin 0.043-inch diameter fuel injector nozzles allows fuel to be injected in a more diffused swirl pattern, resulting in optimum combustion.

Information is fed to the computer from a variety of sensors that continuously monitor engine speed, load, air and coolant temperatures, oxygen in the exhaust, etc. Based on the information



Colt GTS-Turbo shown in Bright Red.

supplied by these sensors, the computer calculates and controls the amount of fuel to be fed to each cylinder.

Knock Sensor

To prevent engine damage when preignition occurs, an electronic knock sensor

sends a warning to the ignition timing control to retard the ignition so that the engine can continue to pull strongly at low rpm without causing engine knock.

Power. Performance. Appeal.

Colt GTS-Turbo offers more than power. In addition to including all the features of Colt GTS (opposite page), the GTS-Turbo also features 165/70HR13 Michelin XVS radial tires on five-inch wide wheels, a sport brake system with ventilated 9.4-inch diameter front disc brakes and larger brake booster, equal length drive shafts to reduce torque steer, heavy-duty clutch and transaxle, sport steering wheel, halogen headlamps, low-restriction exhaust, hatch panel spoiler, "Turbo" name on seatbacks, and lower deck panel "Turbo" decal.



Colt GTS-Turbo instrument panel.

COLT DL. UPFRONT VALUE, DOWNRIGHT DEPENDABILITY IN THREE-DOOR OR FIVE-DOOR

Colt DL puts a little DeLuxe into the lives of drivers who want value...plus. The value leader of the 1984 Colt lineup, Colt DL offers added comfort and convenience features that go beyond efficient, dependable transportation.

Both the three-door and five-door models provide the pack-up-and-go convenience of hatchback versatility as well as a sophisticated selection of enjoy-the-ride extras.

Extras such as all-around tinted glass, front stabilizer bar for improved handling, electrically operated rear window defroster, wide body protective moldings, and bright front and rear bumpers with guards.

Like every quality-built Colt that has gone before, the '84 DL is pure value, laced with the fun of driving. The standard engine is Mitsubishi's road-proven 1.4-liter overhead cam four-cylinder

MCA-JET. And the standard transaxle is the popular Twin-Stick with two modes to suit your moods: a "Power" mode when you want top performance, and an "Economy" mode when you're feeling more practical.

And, of course, Colt DL provides all the inherent advantages of front-wheel drive technology; improved traction on wet, slippery roads; minimization of transmission and drive shaft humps for

more interior space (the transverse-mounted engine and transaxle are up front), weight reduction and directional stability.

Colt DL. Basically dependable, with just the right touch of excitement to put more fun in taking to the road. Not just five-passenger roominess, but five-passenger convenience. Colt DL provides it...in both the three-door and five-door models.



Colt DL three-door hatchback shown in Cream.

Colt DL five-door hatchback shown in Medium Blue Metallic.

R HATCHBACKS.

You'll feel the comfort beneath your feet in the plush carpet in the passenger compartment.

Driver and front seat passenger can each settle into the firm reclining velour cloth-and-vinyl bucket seats that give Colt DL a sporty touch as well as a comfortable feel. For passenger convenience, Colt DL five-door features assist grips at all passenger doors; for safety, child-guard rear door locks.

Colt DL has the comfort and convenience features that make Colt even more fun to drive.

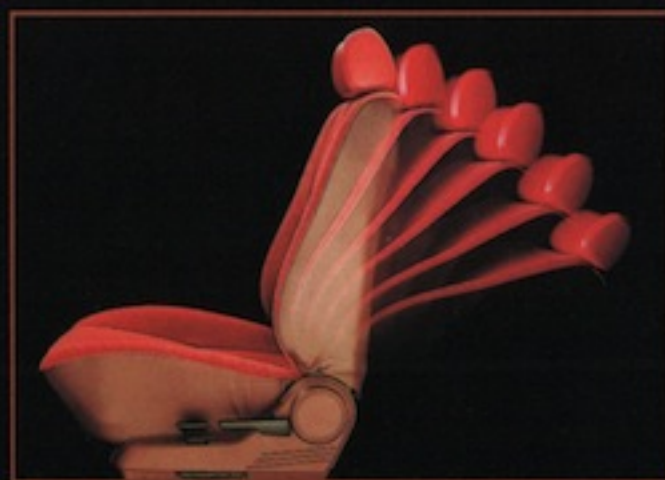
Colt DL has the room you need to carry the fun along—whether you're taking the family or getting away by yourself. With the rear seatback lowered, Colt DL provides a generous 22.9 cubic feet of cargo space in the three-door model, and 24.2 cubic feet in the five-door.

Choose your own driving and riding comfort level. Standard in Colt DL are front bucket seats with adjustable headrests. In addition to front/rear movement, both front seats have multi-setting reclining seatbacks for day-to-day driving comfort and for relaxing variation on longer trips.

Interior comfort with a touch of elegance. The 1984 Colt DL three-door model features velour cloth inserts on

both the door panels and seats as standard. The five-door model features full-face dual pattern velour seats, with matching cloth inserts on front and rear door panels.

Colt DL five-door hatchback interior, shown in full-face Blue velour.



From left to right:

Wide hatchback opening provides easy access for loading.

Front reclining bucket seats are standard on all Colt models.

Colt DL three-door hatchback interior shown in Gray velour and Black vinyl.

COLT E. AS IN ECONOMY AND EFFICIENCY.

How much fun can a sensible car be? Hop into a Colt E and see... and feel what it's like to be driving again.

Colt E gets down to the Essentials. The three-door, with its spirited 1.4-liter engine and responsive front-wheel drive four-speed manual transaxle, is a hatch-

back with hustle that's fun to drive... especially past the gas pumps. Standard on Colt E five-door is the 1.4-liter engine with the Twin-Stick manual transaxle. A 1.6-liter engine with automatic transaxle is available optionally.

Colt's economy results from careful

engineering, not from cutting corners. If you're buying an import simply for low price and value, you'll be surprised by the many "extras" that are standard on Colt E. Among them: rack-and-pinion steering, power front disc and rear drum brakes, independent suspension (front

and rear), maintenance-free battery, and the additional standard features pictured. Colt E. For Economy. For Efficiency. For the Essentials of driving fun.




Colt E three-door hatchback shown in Silver Metallic.



Opposite page:

1. Colt features roll-down rear windows on five-door models.
2. Child-protection rear door locks (left) are standard on five-door models.
3. All Colts are equipped with locking fuel filler doors.
4. Standard side window demisters help all-around visibility on chilly mornings.
5. Colt features flip-open rear quarter windows on all three-door models.
6. Rear security panel is standard on all models except Colt E three-door hatchback.



If you like to go in comfort, Colt E models offer it.

You'll slip into something comfortable when you settle into Colt's front bucket seat, with reclining seatbacks for both driver and passenger. And there's room for three passengers in back.

Carpeting covers the passenger and cargo compartments as well as the back of the fold-down rear seat.


And Colt is packed with over-the-road driver aids. Standard instrumentation for Colt DL and E models (shown above) includes: speedometer, trip odometer, fuel and temperature gauges; high beam indicator and low fuel light and warning lights for brake failure/parking brake, oil pressure warning, seat belts, door-ajar, and alternator.



Colt E vinyl interior shown in Red/Dark Red.



Colt E five-door hatchback shown in Dark Red Metallic.



Half the fun of owning a car is trusting its fundamental dependability.

Dependability begins with the efficient Mitsubishi overhead-cam four-cylinder engine (1) with hemispherical combustion chambers and the MCA-JET


third valve induction system design.

This advanced engine design incorporates an extra valve in each cylinder chamber to inject an added amount of air. The air creates a lean, fuel/air mixture for fast, nearly complete combustion.

Standard front-wheel disc brakes (2) dissipate heat quickly to maintain braking effectiveness. Self-adjusting rear drum brakes, also standard, maintain proper lining-to-drum clearance when brakes are applied while backing.

Colt's suspension has been modified for 1984 to improve handling and roadability. Steel-belted radial ply tires are standard on all Colts. Radially constructed tires have flexible sidewalls which flex independently of the tread so the tread hugs the road surface even when the car is cornering. Radial ply tires also have less rolling resistance than bias ply tires and improve fuel economy.

For better handling, MacPherson strut front suspension (3) with shock absorbers mounted within coil springs is standard on all Colt models. A front antisway bar is standard on all Colt DL's. Colt's rear suspension features two trailing arms, shock absorbers and coil springs.



2.



3.

POWER TRAIN

Transaxle	1.4-Liter Engine		1.6-Liter Engine	1.6-Liter Turbo
	Four-Spd Manual	4x2 Twin-Stick Manual	Automatic	4x2 Twin-Stick Manual
Colt E Three-Door Hatchback	Std	N/A	N/A	N/A
Colt E Five-Door Hatchback	N/A	Std	Opt	N/A
Colt DL Three/Five-Door Hatchback	N/A	Std	Opt	Opt*
Axle Ratio	3.166	3.470	2.800	3.466

* Available with GTS Turbo Package on three-door only.


The Twin-Stick manual transaxle (4), standard on DL and E five-door models, offers two choices of driving modes: performance or economy. Next to the four-speed shifter is the mode selector. You select either "Power" or "Economy."

Engine revolutions per minute at a given speed make the difference for economy or power. In the Economy mode, rpm are decreased to provide improved fuel economy in normal driving; in Power, rpm are increased to meet added power demands for passing or climbing steep hills. The Power range also gives excellent downhill braking. And you select, at any time, the gear mode that best meets the driving conditions.

Colt's standard rack-and-pinion steering (5) is engineered for low turning effort, good returnability and stability.



4.



6.



5.

Colt is carefully engineered for handling and holding the road. That kind of performance begins with the stabilizing effects inherent in Colt's front-wheel drive (6) pictured above with the standard 2.0-liter engine on the Colt Vista.

With the weight of both the engine

and transaxle up front, stability and traction are improved, especially on wet or snowy pavement. In addition, the transverse mounted engine saves space that can be utilized in the passenger compartment and hatchback area.

ENGINES

Colt Models	Displacement	Bore & Stroke	Compression Ratio	Carburetion	Horsepower SAE Net @ RPM	Torque @ RPM
4-Cyl OHC Cast Iron Block, Aluminum Cyl Head	1.4-liter (86 CID)	2.91" x 3.23"	8.8:1	2 bbl	64 hp @ 5,000	78 lb-ft @ 3,000
4-Cyl OHC Cast Iron Block, Aluminum Cyl Head	1.6-liter (98 CID)	3.03" x 3.39"	8.5:1	2 bbl	72 hp @ 5,000	85 lb-ft @ 3,000
4-Cyl Turbo Cast Iron Block, Aluminum Cyl Head	1.6-liter (98 CID)	3.03" x 3.39"	7.6:1	ECI Fuel Inj.	102 hp @ 5,500	122 lb-ft @ 3,000

COLT VISTA. CARRYING THROUGH.

Vista combines the body of a small import with the soul of togetherness. For family fun trips, Vista's roomy interior seats seven. But outside it's still a small station wagon with all the maneuverability, flexibility, economy and value that "imported from Japan" has come to mean in small cars.

Beyond its very affordable price, Vista offers economical high-comfort family transportation with its standard 2.0-liter MCA-JET engine and Twin-Stick trans-axle.

Take comfort...in the smooth pleasure of rolling along the road on Vista's independent suspension systems—MacPherson strut front and coil spring rear, both with stabilizer bars and newly designed variable rate shock absorbers...in the firm handling of Vista's rack-and-pinion steering...in the safety of Vista's ventilated power front disc and rear drum brakes.

You ride high in Vista. Vista's overall height (59.8 inches) and front pedestal seating keep you on top of the traffic, and the large windshield and glass areas, all tinted, give driver and riders a commanding view of road and countryside.

Vista's front-wheel drive provides more than go-in-the-snow traction and stability. The transverse-mounted engine and upfront transaxle minimize the interior transmission hump and drive shaft tunnel, for added interior space.

If you're looking for a sensibly economic place to go this year...go to Vista. And take the family.

The goin' is easy in Vista. Reclining



Vista shown in Charcoal Metallic.



Vista shown in Beige Metallic.

front bucket seats provide long-haul comfort for driver and passenger. The middle seat, a split-back fold-down reclining bench, seats three in comfort, can be adjusted forward and backward, and permits a variety of passenger/cargo carrying arrangements. Vista will carry through on your carrying commitments.

So promise the family a less hectic drive to this year's vacation spot. Or tell your buddies you'll drive to that weekend in the woods. Vista can handle the gang—and all of the equipment that has to be packed up...just for the fun of it.

Vista's wide variety of people/cargo carrying capabilities lets you make the arrangements suitable to the task at hand whether it's hauling the ball team or a group of campers, dropping by the lumberyard or grocery store, or off to

the lake with the kids—and the boat—in tow. Vista delivers. Dependably and economically.

Vista's long list of interior features will carry you along in comfort and style. Some Vista standards: dual reclining



A.

pedestal front bucket seats, rear window defroster and side window demisters, remote control fuel filler door, inside hood release, day/night rearview mirror, driver's side mirror, and rear heat

ducts for total car comfort.

Vista's cargo area has room for those extras the kids can't bear to leave at home. Inside, Vista is crammed with hideaway storage places: 1. Covered

pockets with cup holder in rear wheelhousing. 2. Front passenger underseat tray. 3. Two glove boxes. 4. Front door map pockets and magazine pockets on front seatbacks (not shown).

Below. Vista premium interior, shown in Beige full face cloth. **Below left.** Vista standard interior shown in Beige cloth-and-vinyl.



B.



C.



D.



E.



F.



G.

Seating/Cargo Arrangements

- A. Seating for seven passengers.
- B. One rear and one middle seatback folded forward for carrying long loads.
- C. Rear and middle seatbacks folded rearward for bed.
- D. Rear and middle seatbacks folded forward for large loads. (63.9 cu. ft.)
- E. Rear seat down and forward for maximum-depth cargo area.
- F. One rear seatback folded forward for six-passenger seating, plus cargo.
- G. Middle seatbacks folded forward to form children's game area.



1.



2.



3.



4.

Occupants should always use proper seat belts or child restraints when vehicle is in motion.

CARRYING ON THE TRADITION OF ENGINEERING EXCELLENCE.

For more than 60 years, Mitsubishi Motors Corporation of Japan has been building transportation...and traditions.

Tradition has evolved into the advanced technology that has built the

Mitsubishi Motors Corporation's reputation for quality, dependability, innovation.

Vista, imported for Plymouth, is an excellent example of the Japanese auto-

maker's commitment to engineering excellence...a technological reality that developed from a basic philosophy: the most efficient automobile not only uses less fuel, but works better and lasts

longer. Efficiency begins with the 2.0-liter MCA-JET engine developed by Mitsubishi. Vista works hard because it's been road tested and refined over courses that simulate driving conditions all over the world. Plus Vista is built with such sophisticated manufacturing techniques as robot welding.

Vista's 2.0-liter MCA-JET Silent Shaft engine features a cylinder head design with an extra "jet" valve that creates a swirling, lean fuel/air mixture for more even combustion. The result is better fuel efficiency, good performance and cleaner exhaust.

The Silent Shaft feature uses counterbalancing shafts that rotate in opposite directions, virtually eliminating the vibration and noise common in conventional four-cylinder engines of 2.0 liters or more.

Independent MacPherson strut front suspension with stabilizer bar

Electrically operated rear window defroster

Rear heating ducts for second and third seats


Intermittent, variable windshield wipers

Pedestal seating for wide visibility

Independent coil spring rear suspension with stabilizer bar

Power front disc and rear drum brakes, ventilated to reduce fading

2.0-liter MCA-JET Silent Shaft engine



Styled steel wheels with steel-belted radial black sidewall tires

Black urethane bumper impact strips, front and rear

Variable rate shock absorbers

Remote fuel filler door release


Below. Vista's standard 2.0-liter MCA-JET Silent Shaft engine.



The standard transaxle is the Twin-Stick(1), which offers four manual speeds in your choice of modes. The "Power" mode provides maximum acceleration; the "Economy" mode contributes to fuel efficiency.

Vista can also be equipped with a five-speed manual transaxle(2), at no extra cost, with the fifth overdrive gear contributing to fuel savings on long-distance drives.

Available optionally is the ELC (Electronically Controlled) three-speed automatic transaxle(3). Its damper clutch operates under computer control in second and third gears to minimize the hydraulic slip ratio and improve fuel consumption in city driving as well as on the highway.



COLT AND COLT VISTA OPTIONS, SPECIFICATIONS AND FEATURES.

Options

1. Electronic digital clock with handy reset buttons
2. Year-round comfort air conditioning
3. AM/FM/MX stereo radio, manually tuned, with four speakers
4. Rear window wiper/washer (defroster standard on all Colts except Colt E). All options shown on Colt, also available on Vista.



CARGO COMPARTMENT

	Three-Door	Five-Door
Colt	Cargo Volume	Cargo Volume
Rear Seatback Raised (cu ft)	6.5	7.0
Rear Seatback Lowered (cu ft)	22.9	24.2
	Vista	
Colt Vista	Cargo Volume	Length
Second & Third Seats Up	13.8 (cubic feet)	12.0"
Second Seat Up/Third Down	37.4 (cubic feet)	42.8"
Second & Third Seats Down	63.9 (cubic feet)	72.5"

COLT VISTA ENGINE

Type	Displacement	Bore & Stroke	Compression Ratio	Carburetion	Horsepower SAE Net	Torque @ RPM
4-Cyl OHC Cast Iron Block, Aluminum Cyl Head	2.0-liter (122 CID)	3.35" x 3.47"	8.5: 1	2 bbl	88 hp @ 5,000	108 lb-ft @ 3,500

INTERIOR/EXTERIOR DIMENSIONS AND FUEL CAPACITY

	Colt Three-Door	Colt Five-Door	Colt Vista
Seating Capacity	5	5	7
Wheelbase	90.6"	93.7"	103.3"
Overall Length	156.9"	161.0"	174.6"
Overall Width	62.4"	62.6"	64.6"
Overall Height	50.0"	50.0"	59.8"
Tread—Front	54.1"	54.1"	55.5"
—Rear	52.8"	52.8"	54.1"
Turning Diameter—Curb to Curb	32.8'	32.8'	34.8'
Curb Weight—Std engine (est. lbs)	E 1,865 DL 1,877 GTS 1,905 GTS Turbo 2,017	1,951 1,960	2,493
Fuel Capacity (gal.)	STD. 10.6 OPT. 13.2*	10.6 N/A	13.2
Head Room	Front 36.8" Middle N/A Rear 36.0"	Front 36.8" Middle N/A Rear 36.0"	Front 38.3" Middle 38.3" Rear 34.9"
Leg Room	Front 40.6" Middle N/A Rear 29.7"	Front 40.6" Middle N/A Rear 32.7"	Front 38.8" Middle 36.5" Rear 29.3"
Hip Room	Front 51.6" Middle N/A Rear 43.3"	Front 51.6" Middle N/A Rear 43.9"	Front 53.2" Middle 53.7" Rear 39.1"
Shoulder Room	Front 51.0" Middle N/A Rear 52.4"	Front 51.0" Middle N/A Rear 50.8"	Front 53.1" Middle 53.2" Rear 51.7"

*Avail. on GTS and GTS-Turbo only

COLT VISTA TRAILER TOWING CAPACITIES

Maximum Load:	
—with trailer brakes	2,425 lbs.
—without trailer brakes	1,325 lbs.
Tongue Weight Limit:	245 lbs.

COLT VISTA POWER TRAIN

	Axle Ratios
2.0-Liter Engine	
4x2 Twin-Stick Manual (Std)	3.466
Three-Speed Automatic w/ELC (Opt)	3.187
Five-Speed Manual (Opt. at no charge)	3.187


INTERIOR TRIM

Red/Dark Red available with the following exteriors: White—Colt E, DL, GTS; Dark Red Metallic—Colt E, DL; Silver Metallic—Colt E, DL, GTS
Beige/Brown available with the following exteriors: Cream—Colt E, DL, GTS; Charcoal Metallic—Colt E, DL, GTS; Dark Red Metallic—Colt E, DL, GTS; Dark Red Metallic—Vista; Silver Metallic—Vista; Charcoal Metallic—Colt DL, Vista; Silver/Charcoal Metallic—Vista
Blue/Dark Blue available with the following exteriors: Light Blue Metallic—Colt E, DL; Medium Blue Metallic—Colt E, DL
Black Vinyl available with the following exteriors: Bright Red—Colt E; Charcoal Metallic—Colt E
Black/Gray Cloth-And-Vinyl available with the following exteriors: Bright Red—Colt E, DL, GTS; Charcoal Metallic—Colt DL, GTS
Gray available with the following exteriors: Dark Red Metallic—Vista; Silver Metallic—Vista; Charcoal Metallic—Vista

Note: Due to occasional printing irregularities, the colors shown may vary slightly. See your dealer for accurate color chips.

EXTERIOR COLORS


White available on: Colt E, DL and GTS




Cream available on: Colt E, DL and Vista



Medium Brown Metallic available on: Colt E and DL




Light Blue Metallic available on: Colt E and DL



Medium Blue Metallic available on: Colt E and DL




Bright Red available on: Colt E and DL (three-doors only) and GTS



Dark Red Metallic available on: Colt E and DL (five-doors only) and Vista




Silver Metallic available on: Colt E, DL and GTS and Vista




Charcoal Metallic available on: Colt E, DL, GTS and Vista



Beige Metallic available on: Vista



Cream/Beige optional on: Vista



Silver/Charcoal Metallic optional on: Vista



COLT & COLT VISTA WAGON

COLT PACKAGES

GTS Package

(Available on DL three-door only)

- P175/70R13 Steel-Belted Black Sidewall Tires
- Black Styled-Steel Wheels (4)
- Wheel Trim Rings
- Black Bumpers
- Black, Hexagonally Textured Grille
- Black Lock Bezels
- Black Door Upper and Quarter Window Moldings
- B-Pillar Blackout Tape
- Special Sport Suspension System
 - Gas Shocks, Front
 - Solid Front and Rear Antisway Bars
 - Non Linear High Control Front and Rear Springs
- Tachometer
- Front Air Dam
- Body-Side Stripes
- Ground Effect Sill Treatment
- GTS Decals
- Body-Side Moldings Deleted

GTS-Turbo Package

(Available on DL three-door only; includes all GTS features plus)

- 165/70HR13 Michelin XVS Tires
- Sport Steering Wheel
- Halogen Headlamps
- Five-Inch Wide Wheels
- Sport Brake System with Ventilated Front Discs
- Equal Length Drive Shafts
- 1.6-Liter Turbocharged Engine with ECI Fuel Injection
- Rear Spoiler
- "Turbo" Name Embossed on Seatbacks
- Lower Deck Panel "Turbo" Decal
- Low Restriction Exhaust
- "Turbo" Side Stripes
- Heavy-Duty Clutch
- Heavy-Duty Twin-Stick Transaxle

COLT VISTA PACKAGES

Custom Package

- Dual Electric Mirrors
- Full Face Velour Seats
- Carpeted Lower Door Trim Panels
- Dual Vanity Mirrors
- Digital Clock
- Map Lights (2)
- Remote Liftgate Release
- Tachometer
- Front and Rear Courtesy Lights
- P185/70R13 Black Sidewall Tires

Road Wheel Package

- Cast Aluminum Road Wheels (4)
- P185/70R13 Black Sidewall Tires (4)



BUILT BY MITSUBISHI MOTORS CORPORATION

STANDARD & OPTIONAL FEATURES

	Colt E Three-Door	Colt DL Three-Door	Colt E Five-Door	Colt DL Five-Door	Colt Vista Wagon
Air Conditioning	O	O	O	O	O
Alternator—45-ampere	S	S	S	S	N/A
—65-ampere	N/A	N/A	N/A	N/A	S
Armrests—Front/Rear	S	S	S	S	S
Assist Grips	N/A	N/A	N/A	S	S
Battery—Maintenance-free	S	S	S	S	S
Brakes—Power: front disc/rear drum	S	S	S	S	S
Bucket Seats—Front: reclining	S	S	S	S	S
Bumpers—Black steel with guards	S	N/A	S	N/A	N/A
Bumpers—Bright steel with guards	N/A	S	N/A	S	N/A
Bumpers—Urethane	N/A	N/A	N/A	N/A	S
Carpet Protectors	O	O	O	O	O
Carpeting—Passenger/cargo: needed	S	N/A	S	N/A	N/A
Carpeting—Passenger: plush needed	N/A	S	N/A	S	S
Cigarette Lighter	O	S	O	S	S
Clock—Digital	N/A	O	N/A	O	P
Defroster—Rear window	O	S	O	S	S
Demister—Side window	S	S	S	S	S
Emissions Control and Testing	O	O	O	O	O
Front-Wheel Drive	S	S	S	S	S
Fuel Filler Door—Locking	S	S	S	S	S ¹
Fuel Tank—10.6-gallon	S	S	S	S	N/A
Fuel Tank—13.2-gallon	N/A	P	N/A	N/A	S
Gauges—Fuel, engine temperature, speedometer, trip odometer	S	S	S	S	S
Glass—Tinted: all windows	N/A	S	N/A	S	S
Hand Brake—Parking	S	S	S	S	S
Head Restraints—Adjustable	S	S	S	S	S
Headliner—Molded cloth	N/A	N/A	N/A	N/A	S
Headliner—Molded vinyl	S	S	S	S	N/A
Heat Duct—Rear	N/A	N/A	N/A	N/A	S
Heater—Air mix	S	S	S	S	S
Hood Prop—Self-latching	S	S	S	S	N/A
Hood Release—Inside	S	S	S	S	S
Horn—Single note	S	S	S	S	S
Ignition Switch					
Warning Buzzer and Steering Column Lock	S	S	S	S	S
Jack—Scissor type	S	S	S	S	S
Lights—Dome, door-ajar warning, brake system warning, seat belt warning, hazard warning flasher, low fuel warning, oil pressure warning, parking brake warning, turn signal indicator, battery charging warning	S	S	S	S	S
Luggage Rack	N/A	N/A	N/A	N/A	O
Mirror—Inside: rear view	S	S	S	S	S ²
Mirror—Outside left: manual	S	S	S	S	S
Mirrors—Outside: dual electric	N/A	O	N/A	O	P
Molding—Body-side: thin vinyl	O	N/A	O	N/A	N/A
Molding—Body-side: wide vinyl	N/A	S ³	N/A	S	S
Molding—Door window: black	N/A	N/A ⁴	N/A	N/A	S
Moldings—Doors and/or quarter windows: bright	S	S	N/A	S	N/A
Moldings—Windshield/rear window: black	S	N/A	S	N/A	S
Moldings—Windshield/rear window: bright	N/A	S	N/A	S	N/A

STANDARD & OPTIONAL FEATURES

	Colt E Three-Door	Colt DL Three-Door	Colt E Five-Door	Colt DL Five-Door	Colt Vista Wagon
Optical Horn	S	S	S	S	S
Paint—Two-tone	N/A	N/A	N/A	N/A	O
Panel—Rear security	N/A	S	S	S	N/A
Parking Brake—Lever type	S	S	S	S	S
Power-Door Locks	N/A	N/A	N/A	N/A	P
Power windows	N/A	N/A	N/A	N/A	O
Radio—AM monaural	O	O	O	O	O
Radio—AM/FM/MX stereo manually tuned, with four speakers	N/A	O	N/A	O	O
Radio—AM/FM/MX stereo electronically tuned, with cassette player and four speakers	N/A	N/A	N/A	N/A	O
Seat Belts—Retractable	S	S	S	S	S
Speed Control—Automatic	N/A	N/A	N/A	N/A	O
Steering—Rack-and-pinion: manual	S	S	S	S	S
Steering—Rack-and-pinion: power	N/A	N/A	N/A	N/A	O
Steering Column Control—Multi-function	N/A	N/A	N/A	N/A	S
Storage—Map pockets, storage trays, front seatback pockets	N/A	N/A	N/A	N/A	S
Suspension—Independent strut/coil spring front; coil spring/trailing arm rear	S	S	S	S	S
Suspension—Stabilizer bar: front	N/A	S ⁵	N/A	S	S
Suspension—Stabilizer bar: rear	N/A	P ⁵	N/A	N/A	S
Tires—155SR13 steel-belted radial black sidewall	S	S	S	S	N/A
Tires—155SR13 steel-belted radial white sidewall	N/A	O	N/A	O	N/A
Tires—165/80R13 steel-belted radial black sidewall	N/A	N/A	N/A	N/A	S
Tires—185/70R13 steel-belted radial black sidewall	N/A	N/A	N/A	N/A	O
Transaxle—Manual: four-speed	S	N/A	N/A	N/A	N/A
Transaxle—Manual: 4x2 Twin-Stick	N/A	S	S	S	S
Transaxle—Manual: five-speed	N/A	N/A	N/A	N/A	O ⁶
Transaxle—Automatic: three-speed	N/A	O	O	O	O ⁷
Trip Odometer	S	S	S	S	S
Wheel Trim Rings	N/A	O	N/A	O	S
Wheels—Styled steel: 13-inch	S	S	S	S	S
Wheels—Cast aluminum: 13-inch	N/A	N/A	N/A	N/A	O
Windshield Wipers—Two-speed	S	S	S	S	S
Windshield Wipers—Variable intermittent	N/A	O ³	N/A	O	S

S—Standard O—Optional N/A—Not Available P—Package Only

¹ Remote control

² Day/night feature

³ Not available on GTS/GTS-Turbo Package

⁴ Black on GTS Package

⁵ Heavy-duty front and rear stabilizer bars available with GTS and GTS-Turbo Packages only

⁶ No cost option

⁷ Electronic control

All product illustrations and specifications are based on authorized information. Although descriptions are believed correct at publication approval, accuracy cannot be guaranteed. Chrysler Corporation reserves the right to make changes from time to time, without notice or obligation, in prices, specifications, colors and materials, and to change or discontinue models. See your dealer for the latest information.

Buy or Lease a Colt or Colt Vista

These days more consumers are considering leasing as an alternative to buying. Leasing a new Colt or Colt Vista usually eliminates large down payments and often results in lower payments because you're paying only for that portion of the car life under the leasing agreement.

Leasing could be right for you, and the more you learn about it the more likely you are to consider it seriously. If leasing sounds like a sensible solution to your transportation needs, talk it over with us—your leasing professionals.