

*1985
DODGE*

600



600

DODGE 600 SERIES...AN ENGINEERING MASTERPIECE.

The 600 SE sedan: More than a touch of Europe; it's a car with the spaciousness, comfort and four-door convenience of a world-class touring automobile.

The 600 club coupe: A special flair of personal luxury is matched by the most demanding standard of performance.

The 600 convertible: Turns an everyday drive into a wide-open adventure; the outside world rushes in for the drive of a lifetime!

And the 600 ES Turbo convertible; a performer that moves like the wind on a sun-drenched beach.

The 600 Series; a masterful blend of technologies. Quality built and backed by Chrysler's 5/50 Protection Plan on engine, transaxle and axle, turbocharger, and outer panel rust-through. See back cover for details.

Dodge 600 Series; an advanced car line to satisfy the most demanding quest for performance and pleasure.

Dodge 600 convertible in White Crystal Coat.



**600 ES TURBO...
PERFORMANCE
WITH A VIEW.**

Turbocharged. Electronically fuel-injected. Ready to unleash its power for an amazing performance ride!

A ride that's surrounded by technology and luxury, from the electronic instrumentation and tachometer to the supple Corinthian leather low-back bucket seating.

Every driving fantasy is fulfilled. The 2.2-liter engine, multipoint electronic fuel injection, and a Garrett AiResearch T3 turbocharger put 146 horsepower on the road through the TorqueFlite automatic transaxle. Full control comes from firm-feel fast-ratio power steering, and performance handling characteristics are enhanced by the special sport/handling

suspension.

The 600 ES Turbo has a unique appearance with this array of special features as part of the ES Turbo Package. Turbo hood with functional cooling louvers. Deck lid luggage rack. Fifteen-inch cast aluminum road wheels. Black accent trim. Good-

year Eagle GT speed-rated performance steel-belted radial tires with raised black letters.

Dodge 600 ES Turbo convertible shown below in Black Crystal Coat. At right is ES Turbo convertible interior with standard leather low-back bucket seats in Charcoal/Silver, leather-wrapped Euro/Sport steering wheel and tilt steering column.

ABOUT THIS CATALOG. Since the time of printing, some of the information you'll find in this catalog may have been updated. Ask your dealer for details.

Some of the equipment shown or described throughout this catalog is available at extra cost.





**THE 600 ES TURBO CONVERTIBLE.
THE ULTIMATE MERGER OF
STYLE AND TECHNOLOGY.**

Full electronic instrumentation ingeniously integrated with a wide range of comfort and convenience features.

1. Adjustable air vents and outlets (upper outlets are also present in standard heater-only condition).
2. Halogen headlamp/dome light switch, and electronic instrumentation display brightness control.
3. Multifunction control lever for turn signals, headlamp

high-low beams, intermittent wiper/washer system, and "optical horn."

4. Analog tachometer.
5. Electronic oil pressure indicator.
6. Electronic voltage indicator.
7. Dual-note horn.
8. Electronic digital speedometer and odometer with trip odometer.
9. Electronic engine coolant temperature indicator.

10. New leather-wrapped Euro/Sport steering wheel.
11. Electronic fuel level indicator.
12. Warning light module—lights for low oil pressure, low voltage, high engine temperature, and low fuel.

13. New low-travel controls for heater/defroster or available air conditioning.

14. Available electronically tuned Ultimate Sound AM stereo*/FM stereo radio with memory scan, up-and-down

scan, cassette tape player, Dynamic Noise Reduction System (DNR)† five-channel graphic equalizer, six speakers and more.

15. Glove box compartment, with power deck lid release switch.

*Limited AM stereo reception may be experienced in some areas because some AM stereo broadcasting is not compatible with this radio's reception capability. †DNR is a trademark of National Semiconductor Corporation.




Analog tachometer with easy-to-read electronic display.



Digital speedometer indicates miles per hour/kilometers per hour.



Warning light module—lights for low oil pressure, low voltage, high engine temperature, and low fuel.



**600 SE SEDAN.
BEAUTIFULLY STYLED,
UNMISTAKABLY DODGE.**

Here's an honest luxury sedan that deftly turns the family car into touring elegance.

This sophisticated four-door offers exceptional response and handling with rack-and-pinion

power steering, and confident control with dual diagonal power brakes with front discs.

The 600 SE sedan is powered by the efficient 2.2-liter electronically fuel injected engine coupled to a TorqueFlite automatic transaxle.

Steel-belted radial white sidewall tires are complimented by luxury wheel covers. Side marker lamps flash in conjunction with the turn signals.

Touring class is evident throughout with a spacious

trunk, a large glass area that reveals the roomy interior, and the strong sweeping body lines.

The 600 SE sedan, with a true balance of 2.2-liter EFI engine performance, excellent ride and handling, and premium features, is in a touring class all its own.

Dodge 600 SE four-door sedan, shown below in White Crystal Coat with available wire wheel covers. Chrysler Corporation is the only major American car company offering 100 percent Clear Coat finish in all colors on every 1985 passenger car.



**600 SE SEDAN...
SIX-PASSENGER COMFORT.**

Here is a whisper quiet ride that's enveloped in velvety Essex cloth and accented by luxury appointments.

The 600 SE is a versatile luxury car with a split personality. It performs exceptionally as a family touring motorcar or a serious

business sedan. Regardless, the Dodge 600 SE is for the driver who appreciates a performance engineered sedan.

The cloth front bench seat provides extra comfort with a

folding center armrest. Door panels are richly trimmed in cloth and plush carpet. Floor carpet succumbs comfortably with every step.

And special touches, such as a remote control trunk lid release located in the passenger compartment; ceiling-mounted assist handles; remote control switch to open the fuel filler door from the driver's seat, and an instrument panel trimmed in a dark woodtone treatment that contains a functional message

center cluster to warn of low washer fluid, low fuel, and a door or trunk lid ajar.

The 600 SE may be taken a luxurious step further with the selection of an available 50/50 cloth seat with dual recliners, dual front center armrests and consolettes, and integral seatback pockets.

The Dodge 600 SE sedan: six-passenger comfort, four-door convenience, and touring sedan performance at an affordable price. Dodge 600 SE sedan interior, shown below in Blue Essex cloth.



**600 CLUB COUPE.
600 CONVERTIBLE.
TWO VERY PERSONAL STATEMENTS.**



There's a strong feeling of fulfillment behind the wheel of this striking coupe. This is the answer for the driver who won't settle for less than the flair of a personal coupe.

The Dodge 600 club coupe is

a unique car with a classic padded formal landau roof and classic coupe silhouette.

Dodge 600 gives you responsive handling, plus room for five when it's needed.

The club coupe's classic look is

emphasized by the formal roof line and Laredo Grained landau roof, and opera windows. A mere passing glance tells other drivers that this car is all class.

The 600 club coupe comes with cloth bucket front seats and

a rear bench seat. An available front bench seat with folding center armrest gives the club coupe six-passenger seating.

Its performance-quality handling is the result of rack-and-pinion power steering, Iso-Strut front suspension with antisway bars, and beam rear axle with trailing arms. The great cornering ability and surefootedness are aided by P185/70R14 steel-belted radial white sidewall tires. It all adds up to exceptional maneuverability on the highway and agility in traffic.

The Dodge 600 club coupe; the sensible way to own a personal coupe and also have ample passenger room. It's the best of both worlds!



600 CONVERTIBLE: THE CAR THAT STARTED IT ALL!

It puts a lot of fun between you, the road and the sky. A great way to see the great outdoors.

Slip into the Saddle Grain vinyl low-back bucket seats, drop the TorqueFlite transaxle into drive, and hit the accelerator for a delightful experience.

The 2.2-liter engine with electronic fuel injection has the kind of gutsy performance that a car of this caliber would be expected to unleash!

The Dodge 600 convertible. Open-air fun, an exciting way to get there, and a price that will surprise you.

TURBOCHARGED POWER AT YOUR COMMAND

Dodge 600's amazing 2.2-liter four-cylinder engine with available Garrett AiResearch turbo-charger and Chrysler/Bosch multipoint electronic fuel injection cranks out a maximum boost pressure of up to 9 psi,* and generates 146 horsepower



at 5,200 rpm.

This sturdy, compact, yet powerful engine represents a perfect balance between power and efficiency. It produces rapid

response on demand. Under normal driving circumstances the turbo idles, contributing to high efficiency. This engine can achieve the high performance

and power output of larger, less efficient V-6 and V-8 engines.

*Boost pressure varies with engine load and rpm.

OPTIONAL DISCOUNT PACKAGES FOR ADDITIONAL VALUE.

To add even more value and convenience to your Dodge 600, check out the available Popular Equipment and Luxury Equipment Discount Packages (not available on convertible). See page 15 or ask your dealer for details.

FIVE-YEAR/50,000-MILE PROTECTION PLAN


Dodge 600, like all quality built, quality backed Dodge cars, features a five-year/50,000-mile power train warranty (including turbocharging system), and five-year/50,000-mile outer panel rust-through protection against corrosion. See the back cover of this catalog for details.



THAT FINAL TOUCH.

ILLUMINATED ENTRY SYSTEM provides both convenience and safety. The front door handles activate lights inside the car and also illuminate the door lock key-hole. They automatically turn off after 30 seconds.


AUTOMATIC SPEED CONTROL. Just set it and the selected speed is maintained. Helps save fuel, too.



THE ULTIMATE SOUND SYSTEM. Performance you'd expect only from a home system. AM stereo*/FM stereo, electronic digital tuning, memory scan, up/down scan. Stereo cassette player with metal tape capability, automatic reverse, and Dynamic Noise Reduction (DNR)† Five-channel graphic equalizer. Joystick for balance and fade control. Ambience control. A powerful 36-watt system with six speakers.

*Limited AM stereo reception may be experienced in some areas because some AM stereo broadcasting is not compatible with this radio's reception capabilities.
†DNR is a trademark of National Semiconductor Corporation.




AIR CONDITIONING features new low-travel switches for easy operation. Plus adjustable bi-level ventilation capability and manual temperature control.



LIGHTED VANITY MIRROR built into the passenger side visor has twin lights with adjustable intensity. (Available on 600 club coupe and 600 SE sedan.)



WHEELS AND WHEEL COVERS. (1) 14-inch cast aluminum road wheels; (2) 14-inch luxury wheel covers (standard); (3) 14-inch wire wheel covers; (4) 15-inch cast aluminum road wheels (600 ES convertible only).



POWER WINDOWS AND POWER DOOR LOCKS, built into the door armrest for easy control.

Specifications



Optional on Dodge 600 club coupe. Cloth split-back bench seat with folding center armrest and adjustable head restraints. Available in Blue, Brown, Charcoal, Red, Tan.



Standard on Dodge 600 convertible. All-vinyl low-back bucket seats with adjustable head restraints, reclining seatbacks, and shift lever console with freestanding center armrest. Available in Red, Red/White, Tan.



Standard on Dodge 600 ES Turbo convertible. Leather low-back bucket seats with adjustable head restraints, reclining seatbacks, shift lever console with freestanding center armrest. Available in Charcoal/Silver and Light/Medium Tan.

STANDARD AND OPTIONAL EQUIPMENT

Dodge 600 SE Four-Door	Dodge 600 SE Four-Door	Dodge 600 SE Four-Door	Dodge 600 SE Four-Door
Dodge 600 SE Four-Door	Dodge 600 SE Four-Door	Dodge 600 SE Four-Door	Dodge 600 SE Four-Door
Dodge 600 SE Four-Door	Dodge 600 SE Four-Door	Dodge 600 SE Four-Door	Dodge 600 SE Four-Door
Dodge 600 SE Four-Door	Dodge 600 SE Four-Door	Dodge 600 SE Four-Door	Dodge 600 SE Four-Door
Air Conditioning ¹ —Manual temperature control, bi-level ventilation	E	E	E
Alternator—90-ampere	S	S	S
Armrest—Center front; folding, freestanding (bucket seats required)	E	S	NA
Battery—335-amp maintenance-free (included with standard 2.2-liter EFI engine)	S	S	NA
Battery—400-amp maintenance-free, low-profile ²	P	P	S
Battery—500-amp maintenance-free, low-profile	E	E	E
Brakes—Power, dual diagonal; disc front, drum rear	S	S	S
Bumper Guards—Front and rear; color-keyed	E	E	E
Bumpers—Energy-absorbing; with bright protective rub strips (front and rear) and black accents	S	S	S
Carpeting—Trunk floor (charcoal)	S	S	S
Chimes—Key in ignition, seat belt warning, headlamps on	S	S	S
Clock—Electronic digital (integral with all radios)	S	S	S
Console—Full length; includes storage bin with door, ash receiver with door, cup holder (removable) ³ , coin holder (spring-loaded, removable), and miscellaneous storage bins	S	NA	NA
Console—Shift lever; includes power top and power rear quarter window switches	NA	S	NA
Corrosion Protection—Extensive use of galvanized steel and lower bodyside urethane coating	S	S	S
Deck Lid Release—Power	E	E	S ⁴
Defroster—Rear window; electric; includes 400-amp battery on coupe and convertible (required at extra cost on all sedans registered in New York state; tinted rear window required)	E	NA	E
Electronic Voice Alert ⁵	NA	NA	E

Dodge 600 SE Four-Door	Dodge 600 SE Four-Door	Dodge 600 SE Four-Door	Dodge 600 SE Four-Door
Dodge 600 SE Four-Door	Dodge 600 SE Four-Door	Dodge 600 SE Four-Door	Dodge 600 SE Four-Door
Dodge 600 SE Four-Door	Dodge 600 SE Four-Door	Dodge 600 SE Four-Door	Dodge 600 SE Four-Door
Dodge 600 SE Four-Door	Dodge 600 SE Four-Door	Dodge 600 SE Four-Door	Dodge 600 SE Four-Door
Emissions Control and Testing—Required at extra cost on all vehicles registered in California	E	E	E
Fuel Filler Cap—Tethered	S	S	S
Glass—Tinted: all windows	E	S	E
Head Restraints—Front, right and left	S	S	S
Headlamps—Halogen	S	S	S
Heater and Defroster—With upper level ventilation	S	S	S
Hood—Counterbalanced	S	S	S
Hood Release—Inside	S	S	S
Illuminated Entry System	E	E	E
Instrument Panel/Message Center Cluster—Includes warning lights for low washer fluid, low fuel, trunk ajar, door ajar	S	S	S
Insulation Hood Pad—2.2-liter engine only	S	S	S
Lights—Ash receiver; backup; door-mounted courtesy; glove box; headlamp/dome switch; ignition switch with time delay; parking brake warning; side markers with reflectors (front side markers flash with turn signals); front door courtesy light switches; trunk; underhood; under instrument panel	S	S	S
Lights—Cornering	E	E	E
Lights—Rear compartment quarter panel	NA	S	NA
Lights—Rear door dome light switches	NA	NA	S
Locks—Power door	E	E	E
Louvers—Front fender, decorative; body color	S	S	S
Mats—Front floor accessory; color-keyed	NA	E	NA
Mats—Front and rear floor accessory; color-keyed	E	NA	E
Mirror—Interior rearview; day/night	S	S	S
Mirror—Interior vanity, right visor; illuminated	E	NA	E
Mirrors—Exterior dual power adjustable; bright (aero style)	E	NA	E
Mirrors—Exterior dual remote control; color-keyed (aero style)	NA	S	NA
Mirrors—Exterior remote control left, manual control right; bright (aero style)	S	NA	S

Dodge 600 SE Four-Door	Dodge 600 SE Four-Door	Dodge 600 SE Four-Door	Dodge 600 SE Four-Door
Dodge 600 SE Four-Door	Dodge 600 SE Four-Door	Dodge 600 SE Four-Door	Dodge 600 SE Four-Door
Dodge 600 SE Four-Door	Dodge 600 SE Four-Door	Dodge 600 SE Four-Door	Dodge 600 SE Four-Door
Dodge 600 SE Four-Door	Dodge 600 SE Four-Door	Dodge 600 SE Four-Door	Dodge 600 SE Four-Door
Moldings—Belt; bodyside integral side marker lights (with black accents); sill (narrow); wheel openings (full); windshield: bright	S	S	S
Moldings—Bodyside protective; color-keyed with bright insert	E	E	E
Moldings—Deck lid, lower and quarter extensions	S	S	NA
Moldings—Door edge protective; bright	NA	NA	E
Moldings—Door frame upper; drip rail; bright	S	NA	S
Moldings—Rear quarter window and rear window	NA	NA	S
Multifunction Steering Column Lever—Includes switches for intermittent windshield wiper/washer, headlamp dimmer, turn signals, lane-change feature and optical horn	S	S	S
Radio—AM, electronically tuned; with integral digital clock	S	S	S
Radio—AM/FM stereo, electronically tuned; four-speaker sound system; integral digital clock	E	E	E
Radio—AM stereo ⁶ /FM stereo, premium; electronically tuned; Seek-and-Scan, cassette player ³ with automatic reverse, Dynamic Noise Reduction (DNR); ⁷ six-speaker sound system; integral digital clock	E	E	E
Radio—AM stereo ⁶ /FM stereo 36-watt Ultimate Sound System; electronically tuned; with memory scan, up-and-down scan, five-channel graphic equalizer; cassette player ³ with automatic reverse, metal tape capability; DNR; ⁷ joystick balance/fader control, six-speaker sound, and ambient sound control; integral digital clock	E	E	E
Radio Speaker Package—Premium: includes power amplifier and rear coaxial speakers (not available with standard AM or available Ultimate Sound System)	NA	NA	E
Roof—Landau; padded vinyl	S	NA	NA
Speed Control—Automatic	E	E	E
Steering Column—Tilt	E	E	E

Dodge 600 SE Four-Door	Dodge 600 SE Four-Door	Dodge 600 SE Four-Door	Dodge 600 SE Four-Door
Dodge 600 SE Four-Door	Dodge 600 SE Four-Door	Dodge 600 SE Four-Door	Dodge 600 SE Four-Door
Dodge 600 SE Four-Door	Dodge 600 SE Four-Door	Dodge 600 SE Four-Door	Dodge 600 SE Four-Door
Dodge 600 SE Four-Door	Dodge 600 SE Four-Door	Dodge 600 SE Four-Door	Dodge 600 SE Four-Door
Steering—Rack-and-pinion; power	S	E	S
Steering Wheel—Euro-sport three-spoke	E	E	NA
Steering Wheel—Luxury two-spoke; color-keyed	S	S	S
Steering Wheel—Luxury two-spoke; leather-wrapped	E	E	E
Stripes—Bodyside; upper bodyside accent	S	S	S
Suspension—Front: dual path Iso-Struts with coil springs around the shock absorbers, linkless antisway bar; rear: beam axle with trailing flex-arm and track bar, coil springs and shock absorbers	S	S	S
Suspension—Sport/handling; includes larger diameter front and rear antisway bars, higher control shocks, and firm-feel quick-ratio power steering ⁸	E	E	E
Tire—Spare: conventional	E	E	E
Tire—Spare: high pressure, compact low-mileage	S	S	S
Tires—P185/70R14 steel-belted radial blackwall	NA	S	NA
Tires—P185/70R14 steel-belted radial white sidewall	S	E	S
Top—Convertible; power	NA	S	NA
Transaxle—TorqueFlite automatic; three-speed	S	S	S
Trunk Dress-Up	E	E	E
Undercoating	E	E	E
Wheel Covers—Luxury	S	S	S
Wheel Covers and Locks—14-inch wire (four)	E	E	E
Wheels—14-inch cast aluminum (four)	E	E	E
Windows—Power	E	E	E

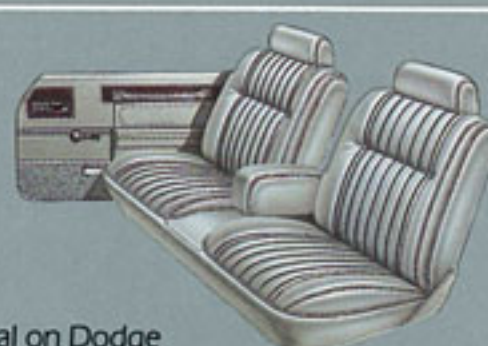
P—Package. NC—No charge. S—Standard. E—Extra cost. NA—Not available.
¹ There are special engine cooling requirements for field-installed air conditioning. Failure to follow these requirements may invalidate warranty. See your dealer for details.
² Included with optional turbo engine and optional rear window defroster.
³ Cassette tape storage bin (spring-loaded) replaces cup holder in full-length center console when radio with cassette player is ordered.
⁴ Cable-operated on 600 SE four-door sedan (release lockout is located in trunk).
⁵ Warning chimes are deleted with this option.
⁶ Limited AM stereo reception may be experienced in some areas because some AM stereo broadcasting is not compatible with this radio's reception capability.
⁷ DNR (Dynamic Noise Reduction) is a trademark of National Semiconductor Corporation.
⁸ Highly recommended with optional 2.2-liter turbo engine.



Standard on Dodge 600 club coupe. Cloth high-back bucket seats with integral head restraints, reclining seatbacks, and full-length console. Optional freestanding folding center armrest is shown. Available in Blue, Brown, Charcoal, Red, Tan.



Optional on Dodge 600 SE four-door sedan. Cloth 50/50 individually adjustable seat with adjustable head restraints, folding center armrests, reclining seatbacks, seat-mounted center console. Available in Blue, Red, Silver, Tan.



Optional on Dodge 600 SE four-door sedan. All-vinyl split-back bench seat with folding center armrest and adjustable head restraints. Available in Red, Silver, Tan.




Standard on Dodge 600 SE four-door sedan. Cloth split-back bench seat with folding center armrest and adjustable head restraints. Available in Blue, Red, Silver, Tan.

EXTERIOR COLORS


Due to occasional printing irregularities, the colors shown may vary slightly from actual hues. See your Dodge dealer for accurate color chips.



Garnet Red Pearl Coat




Gunmetal Blue Pearl Coat*




Ice Blue Crystal Coat*




Black Crystal Coat




Radiant Silver Crystal Coat



White Crystal Coat




Nightwatch Blue Crystal Coat†



Mink Brown Pearl Coat*



Gold Dust Crystal Coat



Cream Crystal Coat

*Not available on convertible.

†Four-door only.

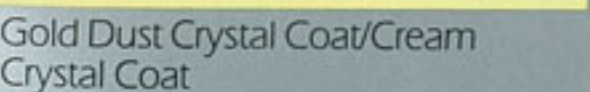
NOTE: Pearl Coat and two-tone colors are available at extra cost. Colors are restricted with the 600 ES Turbo Convertible Package.

TWO-TONE PACKAGES

(Not available on convertible.)



Gold Dust Crystal Coat/Cream Crystal Coat



Gunmetal Blue Pearl Coat/Radiant Silver Crystal Coat

PACKAGES AND GROUPS

Certain models, packages, and options are subject to specific restrictions, requirements, or late availability. See your dealer for the latest ordering information.

LUXURY EQUIPMENT DISCOUNT PACKAGE (not available on convertible.)

- Electric rear window defroster • Tinted glass, all windows • AM/FM electronically tuned radio with integral digital clock
- Trunk dress-up • Automatic speed control
- Tilt steering column • Power windows
- 14-inch cast aluminum road wheels
- Power door locks • Power seat • Power remote control dual outside mirrors (bright aero style)

TWO-TONE PAINT PACKAGE (not available on convertible.)

- Accent tape stripes • Two-tone paint (two color combinations)

POPULAR EQUIPMENT DISCOUNT PACKAGE

- Electric rear window defroster (not available on convertible.) • Tinted glass, all windows (standard on convertible) • AM/FM electronically tuned radio with integral digital clock (may be upgraded) • Trunk dress-up • Automatic speed control • Tilt steering column • Power door locks*
- Power windows* • Power seat, left*
- 14-inch wire wheel covers with locks*

*Convertible only.

DODGE 600 ES TURBO CONVERTIBLE PACKAGE*

- 2.2-liter electronically fuel-injected turbocharged Trans-4 engine and 400-amp battery; also includes hood louvers, engine dress-up and bright exhaust tip. • Sport/handling suspension • P195/60VR15 Good-year Eagle GT speed-rated performance steel-belted radial tires with raised black letters • Shelby 15-inch cast aluminum road wheels • Electronic instrument panel cluster with tachometer, speedometer and odometer • Low-back leather bucket seats • Leather-wrapped Euro-sport steering wheel • Glossy black aero style left and right remote control outside mirrors • Deck lid luggage rack • 600 ES insignia on deck lid • Glossy black door handles, door key lock cylinders, and windshield surround moldings • All black bumper protective rub strips, front and rear • Narrow all-black protective bodyside moldings • Front accessory floor mats • Power deck lid release • Power windows • Premium AM stereo†/FM stereo electronically tuned radio with cassette player, Dynamic Noise Reduction System (DNR),‡ and six speakers (may be upgraded) • Tilt steering column • Trunk dress-up • Stripes, upper body accent • Power steering

*Options are restricted with this package.

†Limited AM stereo reception may be experienced in some areas because some AM stereo broadcasting is not compatible with this radio's reception capability.

‡DNR is a trademark of National Semiconductor Corporation.

DODGE 600 ENGINES AND TRANSAXLES

Type	Displacement	Bore & Stroke	Compression Ratio	Horsepower	Torque	Transaxle Availability
				SAE Net @ RPM	@ 3,200 rpm	
4-cylinder OHC EFI (standard all models)	2.2-liter (135 CID)	3.44" x 3.62"	9.0 to 1	99 hp @ 5,600 rpm	121 ft-lbs @ 3,200 rpm	Standard-3-speed automatic (3.02 OTGR)
4-cylinder OHC turbocharged EFI (included on ES Turbo convertible; optional on all other models)	2.2-liter (135 CID) ¹	3.44" x 3.62"	8.1 to 1	146 hp @ 5,200 rpm	168 ft-lbs @ 3,600 rpm	Standard-3-speed automatic (3.02 OTGR)
4-cylinder OHC (optional on all models)	2.6-liter (156 CID) ²	3.59" x 3.86"	8.7 to 1	101 hp @ 4,800 rpm (includes 75 amp alternator)	140 ft-lbs @ 2,800 rpm	Standard-3-speed automatic (3.02 OTGR)

NOTE: Emissions Control Package required at extra cost in California.

OTGR—Overall top gear ratio.

¹Premium unleaded fuel recommended.

²Manufactured by Mitsubishi Motors Corporation.

DIMENSIONS, WEIGHT AND CAPACITY

	Club Coupe	Convertible	Four-Door Sedan
Length (in.)	180.7	180.7	186.6
Width (in.)	68.0	68.0	68.0
Height (in.)	52.7	53.7	53.1
Wheelbase (in.)	100.3	100.3	103.3
Turning Diameter (ft)	35.3	35.3	36.2
Curb Weight (lbs, estimated)	2,539	2,601	2,591
Cargo Capacity (cu ft)	15.0	10.4	17.1
Passenger Capacity	5	4	6
Fuel Capacity (gal)	14.0	14.0	14.0

PROTECTION PACKAGE

- (600 SE four-door only.)
- Door edge protective moldings (not available with optional bodyside protective moldings) • Front and rear bumper guards (color-keyed)

STANDARD SAFETY FEATURES

- Safety-Rim wheels • Combination lap-shoulder belts for the driver and right front passenger, and lap belts for all other passengers • Seat belt reminder system • Energy-absorbing steering wheel • Dual braking system with separate brake fluid reservoirs in the master cylinder • Brake fluid pressure loss warning light (also serves as indicator when parking brake is applied) • Hazard warning flasher system • Turn signals with lane-change feature • Electronic ignition • Backup lights • Energy-absorbing sun visors • Front seat head restraints • Energy-absorbing front seatbacks • Inside and outside rearview mirrors • Side marker lights and reflectors • Seatback latches on folding front seats • Fade-resistant front disc brakes • Electric windshield washers and wipers • Anti-theft ignition and steering column lock • Headlamp and wiper circuit breakers with automatic reset • Key-left-in-ignition warning • Nonoverride door locks (except driver's door) • Resilient window crank knobs • Side door beams • Dual throttle return springs • Interlocking door latches

- Recessed inside door release handles • Rotary glove box latch • Reinforced windshield header and roof • Glare-reduction measures for windshield wipers, instrument panel and steering wheel • Double ball-joint rearview mirror mount

CONSIDER LEASING FROM THE LEASING PROFESSIONALS

In these days of tight money and high interest rates, more consumers are considering leasing as an alternative to buying. Leasing a new Dodge 600 usually involves a small security deposit and a first month's lease payment. Monthly payments are usually less than financing a new car purchase. Ask your dealer for details.

All product illustrations and specifications are based on authorized information. Although descriptions are believed correct at publication approval, accuracy cannot be guaranteed. Chrysler Corporation reserves the right to make changes from time to time, without notice or obligation, in prices, specifications, colors and materials, and to change or discontinue models. See your dealer for the latest information.

At Chrysler we have one and only one ambition: To be the best! What else is there?

That's why we helped convert a smokestack industry into a high-tech industry with robotics, lasers, and highly advanced computers. And that's why today we are building high mileage, front-wheel drive products with outstanding quality. As a result, we have led the American automobile industry with unprecedented warranty coverage. We have proved that "Made in America" means something again.

Chrysler has made major strides in quality which have resulted in a total commitment to stand behind our products. No manufacturer has the right to ask people to buy its products unless it has the confidence to back them. Chrysler has made a unique promise: To back every Dodge we build for five years or 50,000 miles on engine, drive train and outer body rust-through. Nobody else has made that promise.

Today every man and woman at Chrysler has a commitment—a commitment to build the best cars and trucks in the world. Quality. Hard work. Commitment. This is the stuff America is made of. And this is the stuff Chrysler is made of.



CHRYSLER CORPORATION
We Don't Want To Be The Biggest.
Just The Best.



FIVE-YEAR/50,000-MILE PROTECTION PLAN

Warranty protection is a matter of confidence. And Chrysler Corporation is so sure of the care and precision that go into each 600 that they offer the Five-Year/50,000-Mile Protection Plan. It speaks for itself.

Upon expiration of the normal 12-month/12,000-mile new vehicle limited warranty, limited warranty coverage is extended on power train components, including engine, transaxle, axle and turbocharger—plus outer panel rust-through protection—to five years/50,000 miles, whichever comes first. A deductible may be required. Fleet and lease vehicles excluded. See your dealer for details.

OPTIONAL 5/50 SERVICE CONTRACT COVERAGE.

The 5/50 Added Coverage Service Contract (in Florida, Added Value Plan) provides protection against rising service and parts costs for specified major repairs not included in the 5/50 Protection Plan. Coverage starts on the specified components in the plan after your vehicle's basic 12-month/12,000-mile warranty expires on these components and continues for five years or 50,000 miles (whichever occurs first) from the vehicle's original warranty start date. A deductible applies.

The plan provides an allowance for alternate transportation and towing. Ask your dealer for details.
Buckle up for safety.



**An
American
Revolution**