



For your protection and peace of mind, all Tribute models include: Advanced dual front air bags with belt-use, passenger-weight and driver's seat-position sensors; front side-impact air bags; and side-impact air curtains* with rollover protection. Rear LATCH child-safety-seat anchors and tethers. Plus a Tire-Pressure Monitoring System.

* Always wear your safety belt and secure children in the rear seat.

Genuine Mazda Accessories: The real deal.

Part of the joy of owning a new Mazda Tribute is personalizing it. And the best way to enhance its appearance or performance is with Genuine Mazda Accessories. Better yet, all Genuine Mazda Accessories installed by your Mazda dealer, prior to or at initial vehicle retail delivery, carry the same new-vehicle limited warranty as your new Mazda. See your dealer for details.

- Front Mask
- Car Cover
- Car-Cover Cable Lock
- Hood Bug Deflector
- Moonroof Wind Deflector
- Side Steps¹
- Roof Rack
- Roof-Rack Crossbars
- Bike Carrier, Trailer-Hitch Mount
- Bike Carrier, Roof-Rack Mount
- Roof Cargo Box
- Roof Luggage Basket
- Ski/Snowboard Carrier
- Trailer Hitch
- Windshield Sunscreen
- Ashtray and Lighter Kit
- Compass Auto-Dimming Mirror
- Compass Auto-Dimming Mirror with HomeLink[®]
- SIRIUS Satellite Radio Receiver Kit[†]
- Remote Engine Start (AT Only)²
- All-Weather Floor Mats
- Carpet Floor Mats
- Cargo Cover, Retractable
- Cargo Net³
- Cargo Mat (Carpet Type)³
- First Aid Kit
- Roadside Assistance Kit
- Touch-Up Paint
- Wheel Locks



Compass Auto-Dimming Mirror with HomeLink[®]
Automatically dims to reduce glare from headlights of cars behind you. Bright LED compass readout available with the added security, efficiency and convenience of HomeLink. Replaces interior rear-view mirror. **SIRIUS Satellite Radio[®]** You can receive broadcasts of over 120 channels of crisp, digital-quality music, news, sports and entertainment from coast to coast. 100% commercial-free. **All-Weather Floor Mats.** Protect your Tribute's interior from mud and snow with these durable Charcoal Black vinyl mats. Mats are easily removable for cleaning.



SIRIUS[®] Reception requires a subscription and Mazda satellite radio receiver accessory kit. Available only in the U.S., except Alaska and Hawaii.
(1) Late availability. (2) Not intended for use with cargo mat. (3) Not intended for use with cargo net.



A top priority is your peace of mind. We want your new Mazda Tribute to be a source of pride, exhilaration and peace of mind for years to come. Which is why every new 2007-2008 Mazda vehicle is covered by all of the following: • A 3-year/36,000-mile¹ "bumper-to-bumper" limited warranty. • A 3-year/36,000-mile¹, 24/7 Emergency Roadside Assistance program. • A 5-year/60,000-mile¹ limited powertrain warranty. For details, please see your Mazda dealer, visit MazdaUSA.com or call toll-free 800-639-1000. † Whichever comes first.

Make the ultimate cyberspace pit stop. For more motorized fun of the virtual variety, Web surf yourself straight over to MazdaUSA.com and add it to your list of favorites. You can scope out all the new Mazdas—even compare them to the competition. Download photos, vehicle specs and MSRP's. Order brochures. Score seasonal incentives and special services offers. Pick up handy maintenance tips. Get updates on driving technology, tuning and motorsports in the MAZDASPEED area. Interactively "build" the Mazda Tribute of your dreams and trick it out with your favorite accessories. Request a quote. Even locate a Mazda dealer. It's the quick and easy way to bring yourself totally up to speed.

Mazda Financing made simple. Whether you're interested in buying or leasing a new Mazda, Mazda American Credit (MAC) is committed to helping make Mazda American Credit[®] the financing process a convenient, hassle-free and satisfying experience. Put our first-class customer service to the test. Simply ask your Mazda dealer to explain which MAC purchase or lease plan best meets your needs. Or visit MazdaCredit.com for more information.

MazdaUSA.com



08 mazda Tribute

zoom-zoom



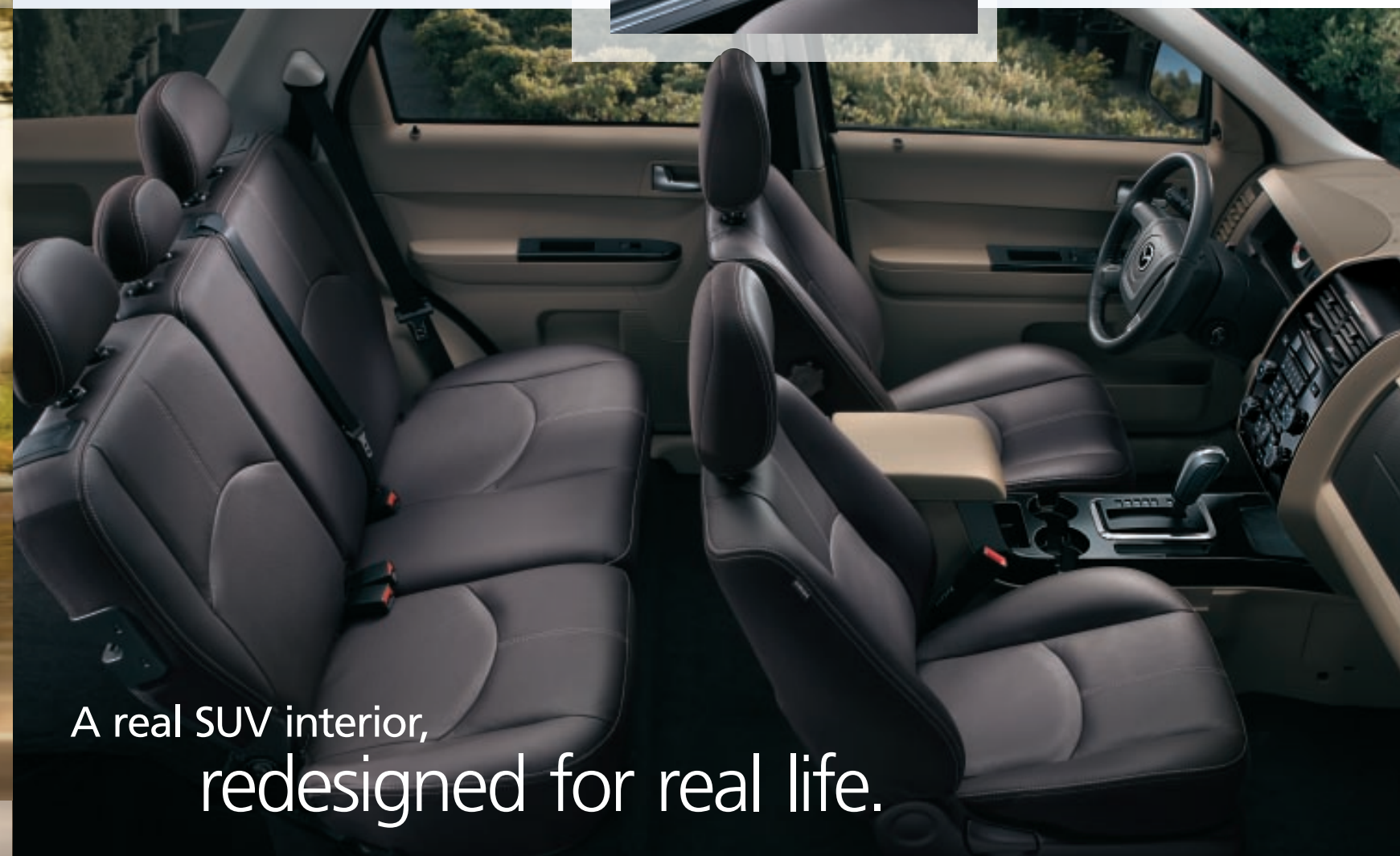
With its 2nd-row seat folded down, the Tribute serves up a spacious 66.3 cu ft of flexible cargo space. Four built-in cargo tie-down loops plus an available retractable cargo cover (standard on the Grand Touring) help keep your precious cargo safe and secure.



An overhead console with storage bin is standard on all Tribute Grand Touring models. Even a view-expanding moonroof is standard on Grand Touring models.



The Tribute's insightfully designed center floor console includes 4 built-in cup holders, a covered storage compartment with removable bins plus enough room to even hold a laptop.



A real SUV interior,
redesigned for real life.

Driving shouldn't be a chore. It should be comfortable and fun—even when you happen to be doing chores. Which is why the Mazda Tribute's redesigned interior offers so many thoughtful, comfortable and versatile standard features and options. Slide behind the wheel and the first thing you'll notice, aside from the excellent driving position, is how well the cockpit reflects its sporty Mazda heritage. All the controls are well-positioned to make your "work driving" fun and your "fun driving" a blast. You'll also be surprised by how far your dollar goes when you see the Tribute's generous offering of standard features. Things like an AM/FM/CD stereo with an auxiliary input jack for your favorite MP3 player; tilt steering wheel; air conditioning; cruise control (AT only); plus power windows, outside mirrors and door locks are all standard. And let's not forget the rest of the cabin—which is sure to please both your crew and cargo. It includes adjustable headrests, 4 convenient cup holders, even a versatile 60/40 split rear seatback. And if you want a bit more pampering, check out the available in-dash 6-disc CD changer with 7-speaker premium sound system and leather-trimmed seats. When it comes to the time you spend on the road, Tribute has what it takes to keep it real.





A real SUV exterior,
tough enough for real life.

The Mazda Tribute's traditional SUV styling provides a refreshing contrast to its numerous "cute-ute" competitors. Which is why it fits so perfectly into your hardworking, daily-commuting, errand-running, budget-watching, fun-loving real life. Its broad shoulders and sturdy stance inspire confidence and the feeling that Tribute can handle whatever's thrown in it—or at it. Its chiseled, rock-solid profile projects a sense of reliability and durability. And its no-nonsense form is designed to make quick work of all of your daily functions. Helping to empower your active lifestyle is a spirited, yet fuel-efficient, 153-hp 2.3L DOHC 16-valve V6 and proven MZR engine matched to a smooth-shifting 4-speed automatic transmission.* Better still, with available features like a potent 200-hp V6, Active Torque Control Coupling four-wheel-drive system and maybe even a Towing Package (with a 3500-lb capacity), you'll love being able to switch between playmate and workhorse at a moment's notice. Just throw your gear onto the available roof rack with crossbars,† check your available heated outside mirrors, and you're off. Because when all is said and done, Mazda Tribute delivers all the versatility, reliability and safety you're looking for—plus the kind of value worthy of a second look.

* 5-speed manual standard on Tribute i Sport FWD. † The amount and placement of cargo can significantly affect vehicle handling. Roof-rack payload limited to 100 lb. See owner's manual for more information. Please remember to properly secure all cargo.

The '08 Tribute's comprehensive list of standard safety features and systems includes all of the following:

- Roll Stability Control • Dynamic Stability Control
- Traction Control System • Anti-lock Brake System
- Electronic Brakeforce Distribution • Tire-Pressure Monitoring System

For added versatility—and the capability to tow up to 3500 lb—an optional Towing Package featuring a frame-mounted Class II receiver hitch is available on all three V6-powered Tribute s models.



2008 MAZDA TRIBUTE SPECIFICATIONS & FEATURES

TRIBUTE SPECIFICATIONS

Specifications	Tribute i	Tribute s
Engine size and type	2.3L DOHC 16-valve 4-cylinder	3.0L DOHC 24-valve V6
Horsepower, SAE net	153 @ 5800 rpm	200 @ 6000 rpm
Torque, SAE net lb-ft	152 @ 4250 rpm	193 @ 4850 rpm
Compression ratio	9.7:1	10.0:1
Fuel system	Multipoint electronic fuel injection	
Required fuel	Regular unleaded gasoline	
EPA estimated fuel economy, mpg city/hwy*	FWD (manual): 22/28 FWD (auto): 20/26 AWD (auto): 19/24	FWD (auto): 18/24 AWD (auto): 17/22
Body type	Unibody with "Triple H" construction	
Steering type	Power rack-and-pinion with variable assist	
Turning circle, curb-to-curb (ft)	36.7	36.7
Base curb weight (lb)	FWD (manual): 3233 FWD (auto): 3300 AWD (auto): 3441	FWD (auto): 3355 AWD (auto): 3503
EXTERIOR DIMENSIONS		
Wheelbase/overall length (in)	103.1/174.9	
Overall width (in)	81.3 (including mirrors)	
Overall height (in)	67.7 (Sport); 70.2 (Touring, Grand Touring)	
Track, front/rear (in)	61.1/60.4	
Ground clearance (in)	8.5	
INTERIOR DIMENSIONS	Front/Rear	
Headroom (in)	40.4/39.2	
Legroom (in)	39.3/37.5	
Shoulder room (in)	41.6/35.6	
Hip room (in)	56.6/55.9	
Passenger volume (cu ft)	99.4	
Cargo volume (cu ft)	29.2 (rear seatback up) 66.3 (rear seatback folded)	
Fuel capacity (U.S. gallons)	16.5	
Towing capacity (lb)	1500 (Tribute i)	3500 (Tribute s)

TRIBUTE MECHANICAL FEATURES

Engine & Transmission	Sport	Touring	Grand Touring
2.3L DOHC 16-valve 4-cylinder engine	Tribute i	Tribute i	Tribute i
3.0L DOHC 24-valve V6 engine	Tribute s	Tribute s	Tribute s
5-speed manual overdrive transmission	S	–	–
4-speed automatic overdrive transmission	(Available)	S	S
Front-wheel drive	S	S	S
Active Torque Control Coupling (ATCC) four-wheel-drive system	O(AI only)	O	O
SUSPENSION & BRAKING			
Power variable-assist rack-and-pinion steering	S	S	S
Independent MacPherson strut front suspension	S	S	S
Independent multi-link rear suspension	S	S	S
Front stabilizer bar	S	S	S
Power-assisted front ventilated disc/rear drum brakes	S	S	S
Anti-lock Brake System (ABS) with Electronic Brakeforce Distribution (EBD)	S	S	S
Dynamic Stability Control (DSC)	S	S	S
Traction Control System (TCS)	S	S	S
Roll Stability Control (RSC)	S	S	S

TRIBUTE OPTIONS AND OPTION PACKAGES

Options/Option Packages	Sport	Touring	Grand Touring
6-CD and Cargo Area Cover Package: In-dash 6-disc CD changer; 7-speaker premium sound system; retractable cargo cover	–	O	S
Towing Package (Tribute s only): Frame-mounted Class II receiver hitch with 3500-lb capacity; trailer-wiring harness	O/A	O/A	O/A
Cargo mat (carpet type) ¹	O/A	O/A	O/A
Cargo net ²	O/A	O/A	O/A
All-weather floor mats	O/A	O/A	O/A
Moonroof wind deflector	–	–	O/A
Compass auto-dimming mirror	O/A	O/A	O/A
Compass auto-dimming mirror with HomeLink®	O/A	O/A	O/A
Remote engine start (AT only) ³	O/A	O/A	O/A
Retractable cargo cover	O/A	O/A/P	S
Side steps ³	O/A	O/A	O/A
SIRIUS® Satellite Radio receiver ^{1,2}	O/A	O/A	O/A
Roof rack	O/A	–	–
Trailer hitch (Tribute i models only, 1500-lb capacity.)	O/A	O/A	O/A
Wheel locks	O/A	O/A	O/A

MazdaUSA.com
Whenever you see this symbol, you can get the whole story on our interactive Web site.

TRIBUTE EQUIPMENT & FEATURES

Exterior Features	Sport	Touring	Grand Touring
16-inch aluminum alloy wheels; P235/70R16 tires	S	S	S
Privacy-tint rear glass	–	S	S
Power sliding-glass moonroof	–	–	S
Dual power remote outside mirrors	S	S	–
Dual heated power remote outside mirrors	–	–	S
Body-color door handles	S	S	S
Molded-color (Shadow Gray) front & rear bumper trim	S	S	S
Roof rack with crossbars	A	S	S
Clear-lens halogen headlights (automatic on Grand Touring)	S	S	S
Clear-lens halogen fog lights	S	S	S
2-speed variable-intermittent front windshield wipers	S	S	S
2-speed fixed-intermittent rear wiper/washer	S	S	S
INTERIOR FEATURES			
Power windows with driver's one-touch-down feature	S	S	S
Power door locks with 2-stage unlocking	S	S	S
Remote keyless illuminated entry system	S	S	S
Tilt steering wheel (leather-wrapped on Grand Touring)	S	S	S
Cruise control with steering-wheel-mounted controls	S (AT only)	S	S
Air conditioning: rear window defogger	S	S	S
Floor console with dual cup holders and covered storage compartment; dual rear-seat cup holders	S	S	S
Front-door storage pockets	S	S	S
Overhead console with dual storage bins	–	S	–
Overhead console with storage bin	–	–	S
Heater/defroster with rear heater ducts	S	S	S
Retractable cargo cover	O/A	O/A/P	S
Front 12V power point	S	S	S
10-minute key-off power reserve for windows and moonroof	S	S	S
Red-on-white gauges with Ice Blue nighttime illumination	S	S	S
Dual vanity mirrors with covers	S	S	S
Front map lights and cargo-area light	S	S	S
Driver's left footrest	S	S	S
100-watt AM/FM/CD stereo with 4 speakers	S	S	–
190-watt AM/FM in-dash 6-disc CD changer with 7 speakers & DSP	–	P	S
Auxiliary-audio input jack	S	S	S
SIRIUS Satellite Radio-ready head unit ¹	S	S	S
SEATING & TRIM			
Reclining front bucket seats	S	S	S
60/40 split fold-down rear seat with reinforced seatbacks	S	S	S
Cloth-trimmed seats	S	S	–
Leather-trimmed seats	–	–	S
Adjustable headrests for all seating positions	S	S	S
6-way power driver's seat with adjustable lumbar and seat height	–	–	S
Heated front seats	–	–	S
Front seatback map pockets	–	S	S
Carpet floor mats	S	S	S
SAFETY & SECURITY			
Roll Stability Control (RSC)	S	S	S
Side-impact air curtains ¹ (coverage for front and rear) with rollover protection	S	S	S
Advanced dual front air bags ²	S	S	S
Front side-impact air bags ²	S	S	S
Dynamic Stability Control (DSC)	S	S	S
Traction Control System (TCS)	S	S	S
Side-impact door beams	S	S	S
3-point safety belts for all seating positions	S	S	S
LATCH rear-seat child-safety-seat anchors	S	S	S
Passenger window lockout feature—driver controlled	S	S	S
Tire-Pressure Monitoring System (TPMS)	S	S	S
Engine-immobilizer anti-theft system	S	S	S

S: Standard O: Optional P: Package option A: Dealer-installed accessory –: Not available

* These estimates reflect new EPA methods beginning with 2008 model. For more information on new mpg ratings, please see www.fueleconomy.gov. 1 SIRIUS Satellite Radio reception requires a subscription and Mazda satellite radio receiver accessory kit. Available only in the U.S., except Alaska and Hawaii. 2 Always wear your safety belt and secure children in the rear seat. (1) Not intended for use with cargo net. (2) Not intended for use with cargo mat. (3) Late availability.

PRODUCT CHANGES AND OPTIONS AVAILABILITY: Following publication of this brochure, certain changes in standard equipment, options, prices and the like, or product delays may have occurred which would not be included in these pages. Your Mazda dealer is your best source for up-to-date information. Mazda reserves the right to change product specifications at any time without incurring obligations. Options shown or described in this brochure are available at extra cost and may be offered only in combination with other options or subject to additional ordering requirements or limitations.

7175 Irvine Center Drive, Irvine, CA 92618 • 800-639-1000 • © 2007 Mazda Motor of America, Inc. Printed in U.S.A. 1107 (87N) Part No. 9999-92 TR-0811

2008 MAZDA TRIBUTE COLOR & TRIM

COLOR COMBINATIONS



MYSTIC BLACK

TRIM LEVEL	INTERIOR	FABRICS
TRIBUTE Sport, Touring	Charcoal/Beige	Cloth
TRIBUTE Grand Touring	Charcoal/Beige	Leather

CLASSIC WHITE

TRIM LEVEL	INTERIOR	FABRICS
TRIBUTE Sport, Touring	Camel/Dark Chocolate	Cloth
TRIBUTE Grand Touring	Camel/Dark Chocolate	Leather



REDFIRE METALLIC

TRIM LEVEL	INTERIOR	FABRICS
TRIBUTE Sport, Touring	Charcoal/Beige	Cloth
TRIBUTE Grand Touring	Charcoal/Beige	Leather

TUNGSTEN GRAY

TRIM LEVEL	INTERIOR	FABRICS
TRIBUTE Sport, Touring	Charcoal/Beige	Cloth
TRIBUTE Grand Touring	Charcoal/Beige	Leather



MONTEREY GRAY

TRIM LEVEL	INTERIOR	FABRICS
TRIBUTE Sport, Touring	Camel/Dark Chocolate	Cloth
TRIBUTE Grand Touring	Camel/Dark Chocolate	Leather

KIWI GREEN

TRIM LEVEL	INTERIOR	FABRICS
TRIBUTE Sport, Touring	Camel/Dark Chocolate	Cloth
TRIBUTE Grand Touring	Camel/Dark Chocolate	Leather



BLUE SPARK


TRIM LEVEL	INTERIOR	FABRICS
TRIBUTE Sport, Touring	Charcoal/Beige	Cloth
TRIBUTE Grand Touring	Charcoal/Beige	Leather

LIGHT SAGE

TRIM LEVEL	INTERIOR	FABRICS
TRIBUTE Sport, Touring	Camel/Dark Chocolate	Cloth
TRIBUTE Grand Touring	Camel/Dark Chocolate	Leather

UPHOLSTERY

Camel/Dark Chocolate Interior




DARK CHOCOLATE CLOTH SEATS
(Dark Chocolate Cloth Seat shown)
TRIBUTE Sport, Touring

Charcoal/Beige Interior




CHARCOAL/BEIGE CLOTH SEATS
(Charcoal/Beige Two-Tone Cloth Seat shown)
TRIBUTE Sport, Touring

Camel/Dark Chocolate Interior



DARK CHOCOLATE LEATHER SEATS
(Dark Chocolate Leather Seat shown)
TRIBUTE Grand Touring

Charcoal/Beige Interior



CHARCOAL LEATHER SEATS
(Charcoal Leather Seat shown)
TRIBUTE Grand Touring