



2009 Mazda TRIBUTE

2009 Mazda TRIBUTE



Rugged. Versatile. Economical. (Three out of three ain't bad.) These days, you've got to do the math so everything adds up in your favor. And the bottom line on the 2009 Mazda Tribute is this: Broad-shouldered good looks. Versatile packaging. Proven durability. And budget-minded fuel economy. Plus a little something we like to call Zoom-Zoom. Tribute's got the goods to handle virtually any task, from daily commutes to weekend adventures, and make it look easy. And thanks to two new-for-2009 engines—a 2.5L 171-hp 4-cylinder and a 3.0L 240-hp V6—with state-of-the-art features like intake Variable Cam Timing (iVCT) and Electronic Throttle Control (ETC), and an advanced 6-speed automatic transmission,* it's remarkably fuel-efficient to boot. What's more, Tribute's 4-wheel independent suspension, dual stabilizer bars, speed-sensing variable-assist power steering, Anti-lock Brake System (ABS) and available 4-wheel drive with Active Torque Control Coupling make it the ideal accomplice in your pursuit of driving fun. So for those who feel forced to choose between performance and practicality, between versatility and efficiency, a word of advice: Don't. Presenting the 2009 Mazda Tribute.



The 2009 Tribute's comprehensive list of standard safety features includes: Advanced dual front air bags¹. Front side-impact air bags.¹ Side-impact air curtains¹ with rollover protection. Auto door lock/unlock.² LATCH rear-seat child-safety-seat anchors. Roll Stability Control (RSC). Dynamic Stability Control (DSC).³ Traction Control System (TCS). Anti-lock Brake System (ABS). Electronic Brakeforce Distribution (EBD). Tire-Pressure Monitoring System (TPMS). For added versatility, plus the capability to tow up to 3500 lb, an optional Towing Package featuring a frame-mounted Class II trailer receiver hitch is available on all V6-powered Tribute s models.

* 5-speed manual transmission standard on Tribute Sport FWD. † Always wear your seat belt and secure children in the rear seats in appropriate child restraints.
‡ Not available on Tribute i Sport models equipped with manual transmission. § Dynamic Stability Control is not a substitute for safe driving practices.



Even without cargo, it's loaded. When you first step into a 2009 Tribute, be prepared for something refreshing, if all too rare: the feeling that this is one car company that actually gets it. No surprise, really. After all, Mazda Tributes have been redefining the whole value-comfort-versatility equation for years. Inside the latest edition, you'll find a clean, contemporary, driver-first cockpit whose displays and controls are positioned for optimum functionality. Better still, many of those controls operate very impressive standard features, including a SIRIUS Satellite Radio®-ready* AM/FM/CD stereo with an auxiliary-audio input jack. Air conditioning. Power windows, door locks and dual side mirrors. A tilt steering wheel. Cruise control.† A 60/40 split fold-down rear seatback. And on Grand Touring models, primo appointments like leather-trimmed seats, a one-touch power sliding-glass moonroof, heated side mirrors, a leather-wrapped steering wheel with audio controls, in-dash 6-disc CD changer, heated front seats and a handy overhead storage console. Add in five-passenger room and a multitasking personality, and it's obvious that this is one compact SUV designed to let you do just about anything—except compromise.



1 Tribute's Center Floor Console/Armrest houses four cup holders, a covered storage compartment big enough to hold a laptop and removable storage bins. **2 A Versatile 66 Cu Ft Of Cargo Space** is available by folding down the Tribute's second-row seatback. And an available retractable cargo-area cover (standard on Touring and Grand Touring models) helps keep it out of view. **3 A Power Sliding-Glass Moonroof** that opens or closes with one touch is standard on Tribute Grand Touring models, along with a handy overhead storage console. Touring models feature standard dual overhead storage bins.



* SIRIUS Satellite Radio reception requires a subscription and optional Mazda satellite radio receiver accessory kit. Available only in the U.S., except Alaska and Hawaii.
† Automatic transmission-equipped models only. ‡ Please remember to properly secure all cargo.



TRIBUTE SPECIFICATIONS & CAPACITIES

| Specifications | Tribute i | Tribute s |
|--|---|--|
| Engine size and type | 2.5L DOHC 16-valve 4-cylinder with variable valve timing | 3.0L DOHC 24-valve V6 with variable valve timing |
| Horsepower, SAE net | 171 @ 6000 rpm | 240 @ 6550 rpm |
| Torque, SAE net (lb-ft) | 171 @ 4500 rpm | 223 @ 4300 rpm |
| Compression ratio | 9.7:1 | 10.3:1 |
| Fuel system | Multipoint electronic fuel injection | |
| Fuel requirement | Regular unleaded gasoline | |
| Fuel economy (EPA estimated mpg, city/hwy) | FWD (manual): 22/28 FWD (auto): 20/28 AWD (auto): 19/25 | FWD (auto): 18/26 AWD (auto): 17/24 |
| Body type | Unibody with "Triple H" construction | |
| Steering type | Power rack-and-pinion with variable assist | |
| Turning circle, curb-to-curb (ft) | 36.7 | 36.7 |
| Base curb weight (lb) | FWD (manual): 3276 FWD (auto): 3342 AWD (auto): 3490 | FWD (auto): 3403 AWD (auto): 3555 |

Exterior Dimensions

| | | |
|-------------------------------|-----------------------------|--|
| Wheelbase/overall length (in) | 103.1/174.9 | |
| Overall width (in) | 81.3 (including mirrors) | |
| Overall height (in) | 67.9; 70.2 (with roof rack) | |
| Track, front/rear (in) | 60.7/60.2 | |
| Ground clearance (in) | 8.3 | |

Interior Dimensions

| | Front | Rear |
|--------------------|-------|------|
| Headroom (in) | 40.4 | 39.2 |
| with moonroof (in) | 39.3 | 37.5 |
| Legroom (in) | 41.6 | 35.6 |
| Shoulder room (in) | 56.6 | 55.9 |
| Hip room (in) | 53.4 | 49.1 |

Capacities

| | |
|---|--|
| Passenger volume (cu ft) with moonroof (cu ft) | 99.4 96.0 |
| Cargo volume, rear seatback up (cu ft) rear seatback folded (cu ft) | 29.2 66.3; 66.2 (with moonroof) |
| Fuel capacity (U.S. gallons) | 16.5 |
| Towing capacity (lb) | 1500 (Tribute i) 3500 (Tribute s) |

TRIBUTE ENGINE & MECHANICAL

| Engine & Transmission | Sport | Touring | Grand Touring |
|--|-------------|-----------|---------------|
| 2.5L DOHC 16-valve 4-cylinder with variable valve timing | Tribute i | Tribute i | Tribute i |
| 3.0L DOHC 24-valve V6 with variable valve timing | Tribute s | Tribute s | Tribute s |
| 5-speed manual overdrive transmission | S | - | - |
| 6-speed automatic overdrive transmission | (Available) | S | S |
| Front-wheel drive | S | S | S |
| Active Torque Control Coupling (ATCC) 4-wheel-drive system | 0 (AT only) | 0 | 0 |

| Suspension & Brakes | Sport | Touring | Grand Touring |
|--|-------|---------|---------------|
| Power variable-assist rack-and-pinion steering | S | S | S |
| Independent MacPherson strut front suspension | S | S | S |
| Independent multilink rear suspension | S | S | S |
| Front and rear stabilizer bars | S | S | S |
| Power-assisted front ventilated disc/rear drum brakes | S | S | S |
| Anti-lock Brake System (ABS) with Electronic Brakeforce Distribution (EBD) | S | S | S |
| Dynamic Stability Control (DSC)* | S | S | S |
| Traction Control System (TCS) | S | S | S |
| Roll Stability Control (RSC) | S | S | S |

TRIBUTE OPTIONS & OPTION PACKAGES

| Options/Option Packages | Sport | Touring | Grand Touring |
|---|-------|---------|---------------|
| Towing Package (Tribute s only): Frame-mounted Class II trailer receiver hitch with 3500-lb capacity; trailer-wiring harness | - | 0/A | 0/A |
| Cargo mat (carpet type)† | 0/A | 0/A | 0/A |
| Cargo net‡ | 0/A | 0/A | 0/A |
| All-weather floor mats | 0/A | 0/A | 0/A |
| Compass auto-dimming mirror | 0/A | 0/A | 0/A |
| Compass auto-dimming mirror with HomeLink® | 0/A | 0/A | 0/A |
| Remote engine start (AT only) | 0/A | 0/A | 0/A |
| Retractable cargo cover | 0/A | S | S |
| Side steps | 0/A | 0/A | 0/A |
| SIRIUS Satellite Radio® receiver‡ | 0/A | 0/A | S |
| Roof rack with crossbars | 0/A | S | S |
| Trailer receiver hitch (Tribute i only, 1500-lb capacity.) | 0/A | 0/A | 0/A |
| Wheel locks | 0/A | 0/A | 0/A |

TRIBUTE EXTERIOR

| Body | Sport | Touring | Grand Touring |
|--|-------|---------|---------------|
| Privacy-tint rear glass | - | S | S |
| Power sliding-glass moonroof with one-touch open/close | - | - | S |
| Dual power remote outside mirrors | S | S | - |
| Dual heated power remote outside mirrors | - | - | S |
| Body-color door handles | S | S | S |
| Molde-color (Shadow Gray) front & rear bumper trim | S | S | S |
| "Easy Fuel™" capless fuel filler | S | S | S |
| Roof rack with crossbars | 0/A | S | S |
| Clear-lens halogen headlights (automatic) | S | S | S |
| Clear-lens halogen fog lights | S | S | S |
| 2-speed variable-intermittent front windshield wipers | S | S | S |
| 2-speed fixed-intermittent rear wiper/washer | S | S | S |

| Tires & Wheels | Sport | Touring | Grand Touring |
|---|-------|---------|---------------|
| 16-inch aluminum alloy wheels; P235/70R16 tires | S | S | S |

TRIBUTE INTERIOR

| Comfort & Convenience | Sport | Touring | Grand Touring |
|---|-------------|---------|---------------|
| Power windows with driver's one-touch-down feature | S | S | S |
| Power door locks with 2-stage unlocking | S | S | S |
| Remote keyless illuminated entry system | S | S | S |
| Tilt steering wheel (leather-wrapped on Grand Touring) | S | S | S |
| Cruise control with steering-wheel-mounted controls | S (AT only) | S | S |
| Air conditioning; rear window defogger | S | S | S |
| Outside ambient temperature display | - | - | S |
| Floor console with dual cup holders and covered storage compartment; dual rear-seat cup holders | S | S | S |
| Front-door storage pockets | S | S | S |
| Overhead console with dual storage bins | - | S | - |
| Overhead console with storage bin | - | - | S |
| Heater/defroster with rear heater ducts | S | S | S |
| Retractable cargo cover | 0/A | S | S |
| Front 12V power point | S | S | S |
| 10-minute key-off power reserve for windows and moonroof | S | S | S |

TRIBUTE COLOR COMBINATIONS

| Comfort & Convenience continued | Sport | Touring | Grand Touring |
|---|-------|---------|---------------|
| Red-on-silver gauges with Ice Blue nighttime illumination | S | S | S |
| Dual vanity mirrors with covers | S | S | S |
| Front map lights and cargo-area light | S | S | S |
| Driver's left footrest | S | S | S |

| Audio | Sport | Touring | Grand Touring |
|---|-------|---------|---------------|
| 100-watt AM/FM/CD stereo with 4 speakers | S | - | - |
| 190-watt AM/FM in-dash 6-disc CD changer with 7 speakers with automatic level control | - | S | S |
| Auxiliary-audio input jack | S | S | S |
| Steering-wheel-mounted audio controls | - | S | S |
| SIRIUS Satellite Radio‡-ready head unit | S | S | S |
| SIRIUS Satellite Radio‡ with 6-month subscription | A | A | S |

| Seating & Trim | Sport | Touring | Grand Touring |
|---|-------|---------|---------------|
| Reclining front bucket seats | S | S | S |
| 60/40 split fold-down rear seat with reinforced seatbacks | S | S | S |
| Cloth-trimmed seats | S | S | - |
| Leather-trimmed seats | - | - | S |
| Adjustable head restraints for all seating positions | S | S | S |
| 6-way power-adjustable driver's seat with adjustable lumbar and seat height | - | S | S |
| Heated front seats | - | - | S |
| Front seatback map pockets | - | S | S |
| Carpet floor mats | S | S | S |

TRIBUTE SAFETY & SECURITY

| Safety & Security | Sport | Touring | Grand Touring |
|--|-------|---------|---------------|
| Roll Stability Control (RSC) | S | S | S |
| Side-impact air curtains* (coverage for front and rear) with rollover protection | S | S | S |
| Advanced dual front air bags† | S | S | S |
| Front side-impact air bags† | S | S | S |
| Dynamic Stability Control (DSC)* | S | S | S |
| Traction Control System (TCS) | S | S | S |
| Daytime running lights | S | S | S |
| Side-impact door beams | S | S | S |
| 3-point seat belts for all seating positions | S | S | S |
| LATCH rear-seat child-safety-seat anchors | S | S | S |
| Passenger window lockout feature (driver-controlled) | S | S | S |
| Tire-Pressure Monitoring System (TPMS) | S | S | S |
| Engine-immobilizer antitheft system | S | S | S |

S: Standard O: Optional P: Package option A: Dealer-installed accessory -: Not available

* Dynamic Stability Control (DSC) is an electronic system designed to help the driver maintain control under adverse conditions. It is not a substitute for safe driving practices. Factors including speed, road conditions and driver steering input can all affect whether DSC will be effective in preventing loss of control. Please see your owner's manual for further details. † Not intended for use with cargo net. ‡ Not intended for use with cargo mat. § SIRIUS Satellite Radio reception requires a subscription and Mazda satellite radio receiver accessory kit. Available only in the U.S., except Alaska and Hawaii. ¶ Always wear your seat belt and secure children in the rear seats in appropriate child restraints.

MYSTIC BLACK



| TRIM LEVEL | INTERIOR | FABRICS |
|------------------------|-----------------------|---------|
| Tribute Sport, Touring | Charcoal or Graystone | Cloth |
| Tribute Grand Touring | Charcoal or Graystone | Leather |

WHITE SUEDE



| TRIM LEVEL | INTERIOR | FABRICS |
|------------------------|----------------------|---------|
| Tribute Sport, Touring | Camel/Dark Chocolate | Cloth |
| Tribute Grand Touring | Camel/Dark Chocolate | Leather |

REDFIRE METALLIC



| TRIM LEVEL | INTERIOR | FABRICS |
|------------------------|-----------------------|---------|
| Tribute Sport, Touring | Charcoal or Graystone | Cloth |
| Tribute Grand Touring | Charcoal or Graystone | Leather |

BRILLIANT SILVER



| TRIM LEVEL | INTERIOR | FABRICS |
|------------------------|-----------------------|---------|
| Tribute Sport, Touring | Charcoal or Graystone | Cloth |
| Tribute Grand Touring | Charcoal or Graystone | Leather |

SPORT BLUE



| TRIM LEVEL | INTERIOR | FABRICS |
|------------------------|-----------------------|---------|
| Tribute Sport, Touring | Charcoal or Graystone | Cloth |
| Tribute Grand Touring | Charcoal or Graystone | Leather |

LIGHT SAGE



| TRIM LEVEL | INTERIOR | FABRICS |
|------------------------|----------------------|---------|
| Tribute Sport, Touring | Camel/Dark Chocolate | Cloth |
| Tribute Grand Touring | Camel/Dark Chocolate | Leather |


MONTEREY GRAY




| TRIM LEVEL | INTERIOR | FABRICS |
|------------------------|----------------------|---------|
| Tribute Sport, Touring | Camel/Dark Chocolate | Cloth |
| Tribute Grand Touring | Camel/Dark Chocolate | Leather |

PRODUCT CHANGES AND OPTIONS AVAILABILITY: Following publication of this brochure, certain changes in standard equipment, options, prices and the like, or product delays may have occurred which would not be included in these pages. Your Mazda Dealer is your best source for up-to-date information. Mazda reserves the right to change product specifications at any time without incurring obligations. Options shown or described in this brochure are available at extra cost and may be offered only in combination with other options or subject to additional ordering requirements or limitations.


TRIBUTE UPHOLSTERY



CAMEL/DARK CHOCOLATE CLOTH
Tribute Sport, Touring




CHARCOAL CLOTH
Tribute Sport, Touring



GRAYSTONE CLOTH
Tribute Sport, Touring



CAMEL/DARK CHOCOLATE LEATHER
Tribute Grand Touring



CHARCOAL LEATHER
Tribute Grand Touring



GRAYSTONE LEATHER
Tribute Grand Touring

Accessories Guaranteed To Go The Distance.

One of the most enjoyable aspects of buying a new Mazda Tribute is being able to enhance its appearance and performance with Genuine Mazda Accessories. What's more, all Genuine Mazda Accessories installed by your Mazda Dealer, prior to or at initial vehicle retail delivery, carry the same new-vehicle limited warranty as your new Mazda. See your dealer for details.



- 1 All-Weather Floor Mats.** Replace your standard carpet mats with these all-weather floor mats to provide your Tribute's carpet with heavy-duty protection. **2 Compass Auto-Dimming Mirror With HomeLink®** automatically dims to reduce headlight glare from vehicles behind you and features LED readout. HomeLink activates any system-connected lights, gates, alarms, etc., in your home and may require additional components. (Replaces standard interior rearview mirror.) **3 Bolt-On Side Steps,** designed especially for your Tribute, make entrances and exits easier while adding a dash of style.

Front Mask
Carpet Floor Mats
Ski/Snowboard Carrier
Car Cover
Trailer Receiver Hitch
Retractable Cargo Cover
Car Cover Cable Lock
Windshield Sunscreen
Cargo Net*
Hood Bug Deflector
Ashtray and Lighter Kit
Carpet-Type Cargo Mat†
Roof Rack
Compass Auto-Dimming Mirror
First Aid Kit
Roof Rack Crossbars

Roadside Assistance Kit
Bike Carrier (Trailer Hitch-Mounted)
SIRIUS Satellite Radio® Receiver Kit‡
3.5-mm Audio Cable
DVD Entertainment System
Motorola Portable Bluetooth® Car Kit
Portable Navigation Device by Garmin®
Touch-Up Paint
Bike Carrier (Roof Rack-Mounted)
Remote Engine Start (AT Only)
Roof Cargo Box
Roof Luggage Basket
Rear Wing Spoiler
Wheel Locks

* Not intended for use with cargo mat. † Not intended for use with cargo net.

‡ SIRIUS SATELLITE RADIO reception requires a subscription and Mazda satellite radio receiver accessory kit. Available only in the U.S., except Alaska and Hawaii.

Please remember to properly secure all cargo.

Zoom-Zoom And Peace Of Mind Go Hand In Hand.

We want your new Mazda Tribute to be a source of pride, exhilaration and peace of mind for years to come. Which is why every new 2009 Mazda sold in the U.S. is protected by all of the following:

- A 3-year/36,000-mile[§] "bumper-to-bumper" limited warranty
- A 3-year/36,000-mile[§] 24/7 Emergency Roadside Assistance program
- A 5-year/60,000-mile[§] limited powertrain warranty
- A 5-year/unlimited-mileage warranty against body rust-through

For details, please see your Mazda Dealer, visit MazdaUSA.com, or call toll-free 800-639-1000.

§ Whichever comes first.

Making The Zoom-Zoom Connection Easier To Make.

CHASE Whether you're buying or leasing a new Mazda, Certified Pre-Owned Mazda or a used vehicle, Chase Auto Finance can help make the financing process a more convenient and satisfying experience. As one of the largest auto lenders in America, Chase is known for its first-class customer service, wide range of financing options and highly competitive rates. To find out which Chase purchase or lease plan best meets your needs, talk to your Mazda Dealer. Or for more information, visit MazdaUSA.com.

